

**FLEETWOOD**  
WINDOWS & DOORS  
FleetwoodUSA.com

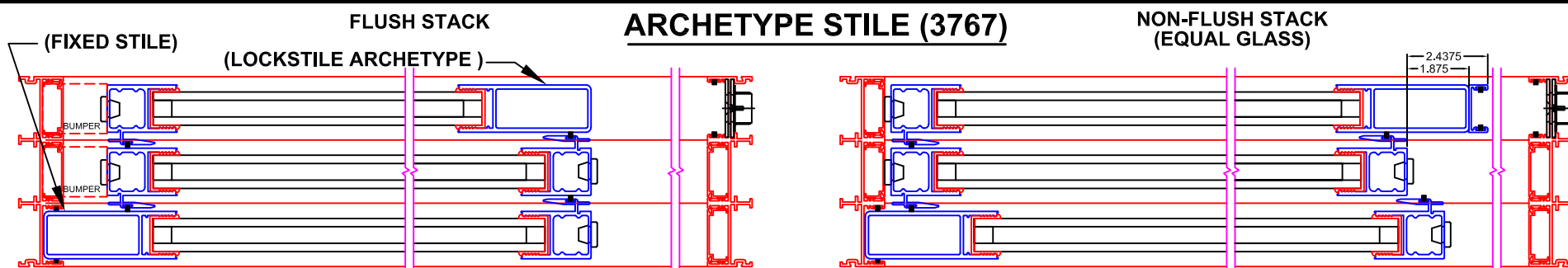
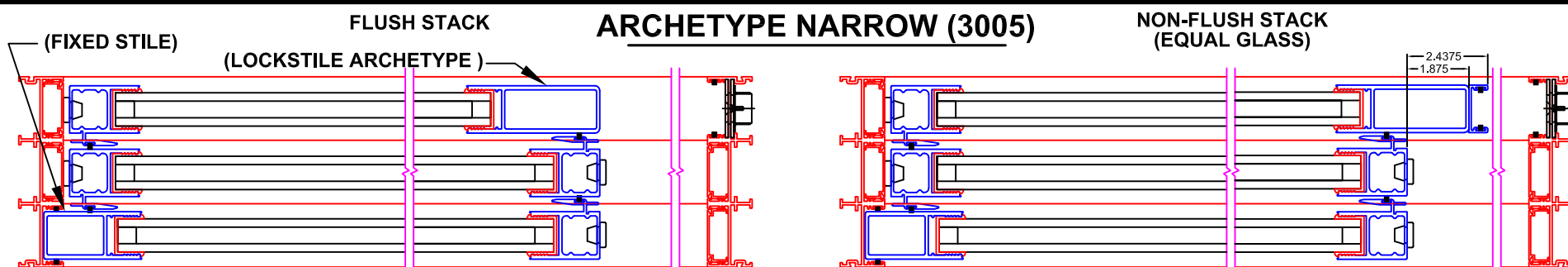
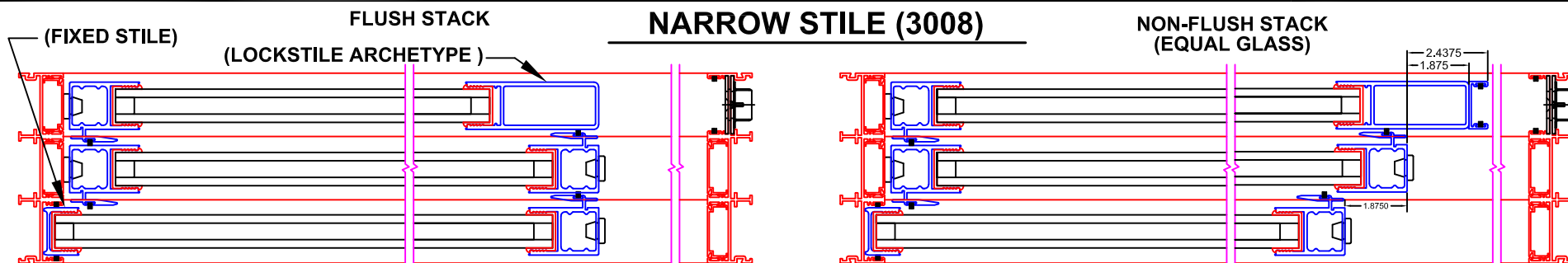
# FIXED STILE OPTIONS (ARCHETYPE LOCKSTILE)

**SERIES 3050 MULTI-SLIDE  
STRAIGHT OR 90° CORNER (ACTIVE SIDE)**

DRAWING:

DATE: 10/29/24

**OPTIONS\_FIXED\_3050**



## NARROW STILE 3008

1. CALCULATE EQUAL GLASS SIZES.
2. SUBTRACT 1.875 FROM LEAD GLASS (IF YOKE SUBTRACT 2.437).
3. ADD 1.875 TO FIXED GLASS.
4. IF YOKE SUBTRACT 1.875 FROM 2.437 FOR ADD OF 0.562
5. THEN DIVIDE TOTAL ADD OF 0.562 BY TOTAL# PANELS EACH SIDE OF YOKE, EXAMPLE OXIXX THEN DIVIDE 0.562 BY 2 FOR OX AND ADD THAT AMOUNT TO THE O AND X PANEL, THEN DIVIDE 0.562 BY 3 FOR OXX AND ADD THAT AMOUNT TO THE O PANEL AND TO BOTH X PANELS.

## ARCHETYPE NARROW 3005

1. CALCULATE EQUAL GLASS SIZES.
2. SUBTRACT 1.875 FROM LEAD GLASS (IF YOKE SUBTRACT 2.437).
3. DIVIDE 1.875 BY TOTAL# PANELS, ADD THAT AMOUNT TO ALL GLASS PANELS. IF YOKE THEN DIVIDE THE TOTAL ADD OF 2.437 BY TOTAL# OF PANELS EACH SIDE OF YOKE, EXAMPLE OXIXX THEN DIVIDE 2.437 BY 2 FOR OX AND ADD THAT AMOUNT TO THE O AND X PANEL, THEN DIVIDE 2.437 BY 3 FOR OXX AND ADD THAT AMOUNT TO THE O PANEL AND TO BOTH X PANELS.

## ARCHETYPE STILE 3767 :

1. CALCULATE EQUAL GLASS SIZES.
2. SUBTRACT 1.875 FROM LEAD GLASS (IF YOKE SUBTRACT 2.437).
3. DIVIDE 1.875 BY TOTAL# PANELS, ADD THAT AMOUNT TO ALL GLASS PANELS. IF YOKE THEN DIVIDE THE TOTAL ADD OF 2.437 BY TOTAL# OF PANELS EACH SIDE OF YOKE, EXAMPLE OXIXX THEN DIVIDE 2.437 BY 2 FOR OX AND ADD THAT AMOUNT TO THE O AND X PANEL, THEN DIVIDE 2.437 BY 3 FOR OXX AND ADD THAT AMOUNT TO THE O PANEL AND TO BOTH X PANELS.