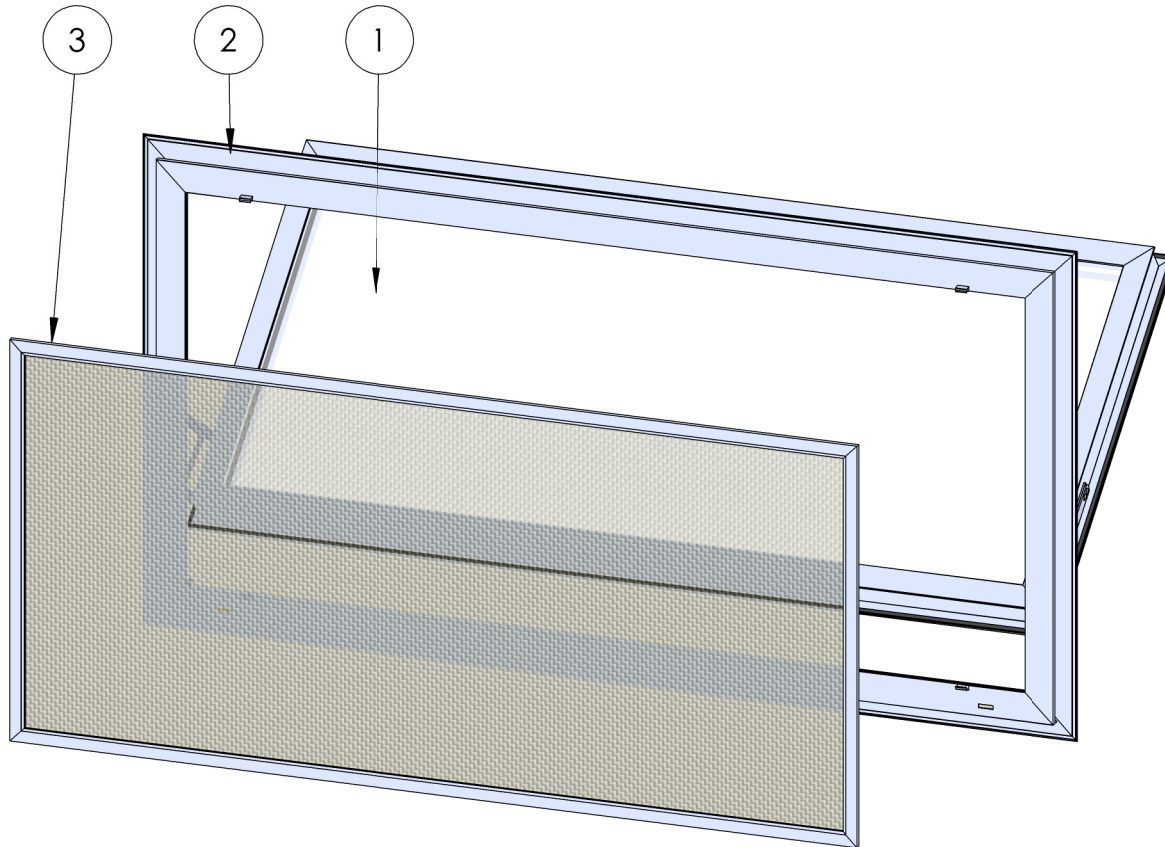


ASSEMBLY / PARTS LIST (B.O.M.)

Series: 350-T

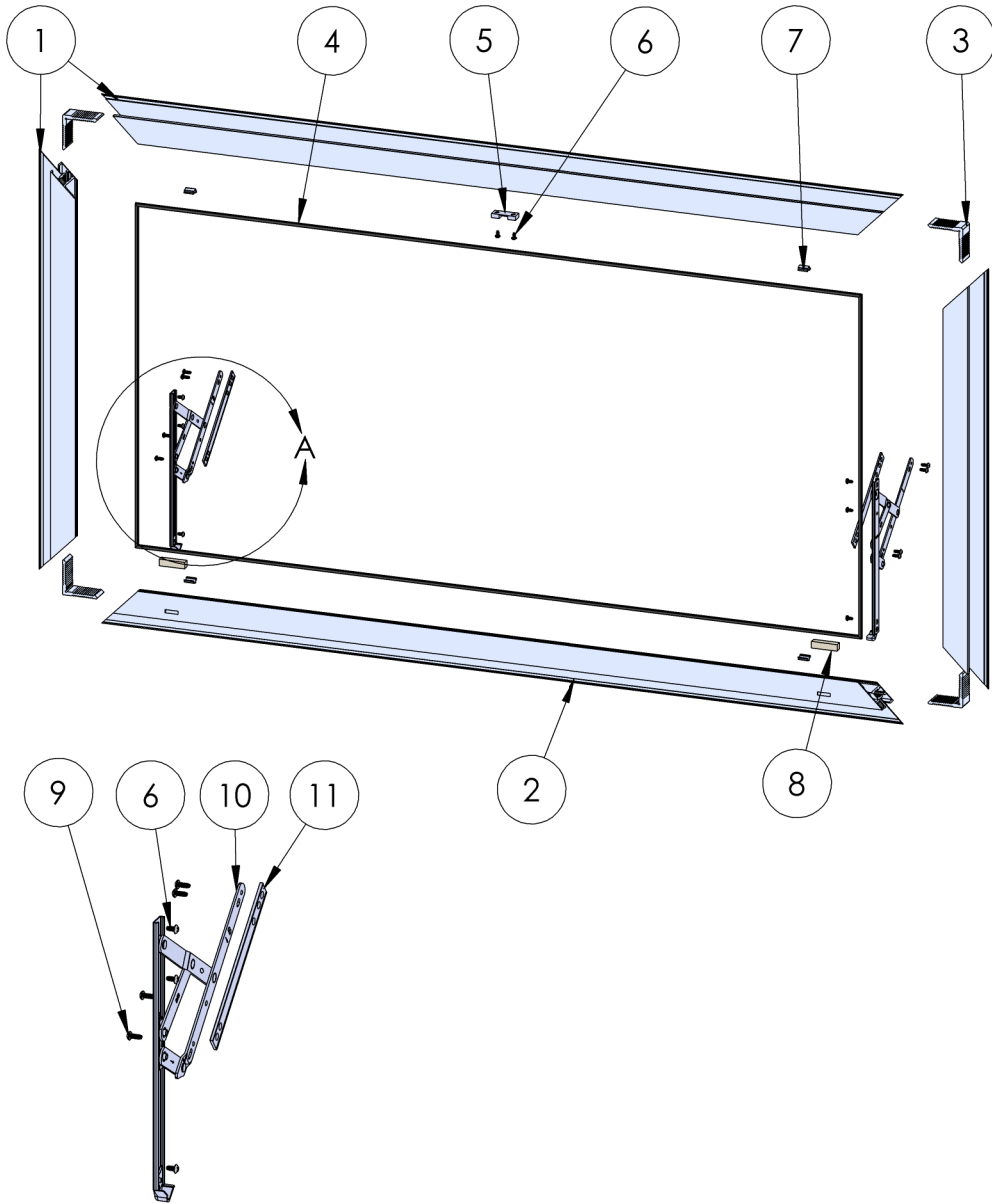
Type: Hopper (H) with 4 Bar Hinges & Spring Latch

ITEM NO.	DESCRIPTION	QTY.	Page #
1	FRAME ASSEMBLY	1	2
2	PANEL ASSEMBLY	1	3
3	FLAT SCREEN ASSEMBLY	1	4



Description Table of Content	
File Name Series 350-T H Hopper Assembly with 4 Bar Hinges and Spring Latch	REV B
Released 9/17/2024	SHEET 1 OF 4

ASSEMBLY / PARTS LIST (B.O.M.)



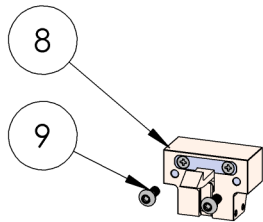
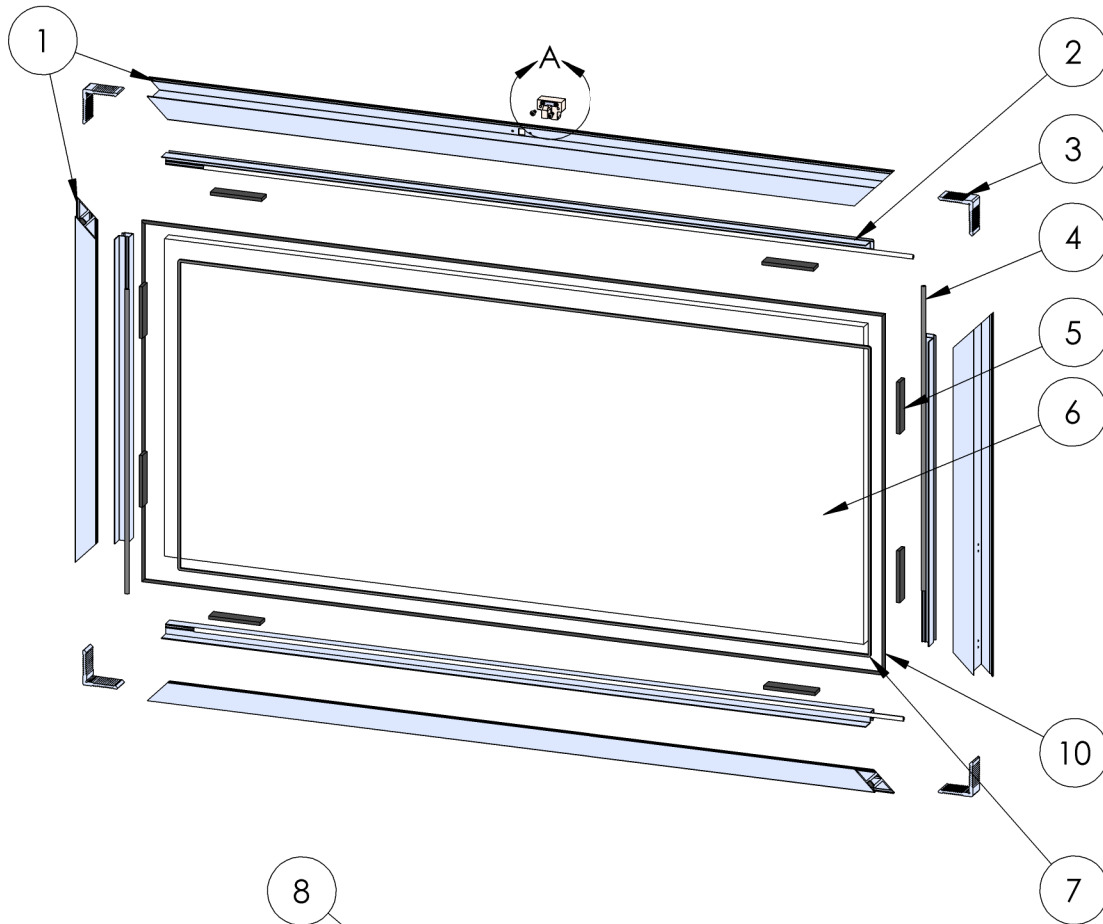
DETAIL A
SCALE 1 : 8

PROPRIETARY AND CONFIDENTIAL
THE INFORMATION CONTAINED IN THIS DRAWING IS THE SOLE PROPERTY OF FLEETWOOD WINDOWS & DOORS.
ANY REPRODUCTION IN PART OR AS A WHOLE WITHOUT THE WRITTEN PERMISSION OF FLEETWOOD WINDOWS & DOORS IS PROHIBITED.

EXTRUSIONS			
ITEM NO.	PART NUMBER	DESCRIPTION	QTY.
1	05P86	Perimeter (head/jamb) - IG	3
2	05P72	Sill (PI)	1
3	05P04	Corner Key, 1.375 in.	4
HARDWARE			
ITEM NO.	PART NUMBER	DESCRIPTION	QTY.
4	26233	Flexible Bulb Vinyl	1
5	27296	Spring Latch Strike	1
6	20337	#10 PHP-B, 3/8", Clear	8
7	25173, 25753	Screen Clip (SS, Black)	4
8	25165	Foam Weep Baffle	2
9	20338	#10 PHP-B, 1/2", Clear	8
10	24932, 22865, 24654, 24655, 22868, 18811	4 Bar Hinge Set (8", 10", 12", 16", 22", 16" Egress (requires 2 per))	1
11	26229, 26230, 26231, 26232	4 Bar Shim (10", 12", 16", 22")	2

Description Frame Assembly	
File Name Series 350-T H Hopper Assembly with 4 Bar Hinges and Spring Latch	REV B
Released 9/17/2024	SHEET 2 OF 4

ASSEMBLY / PARTS LIST (B.O.M.)



DETAIL A
SCALE 1 : 4

EXTRUSIONS

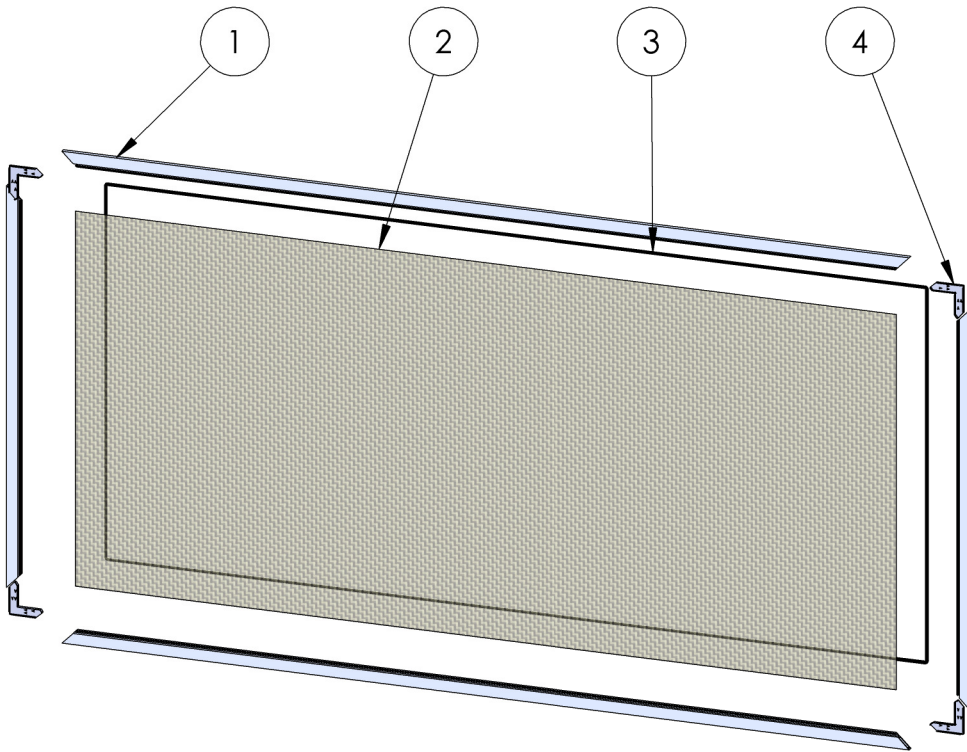
ITEM NO.	PART NUMBER	DESCRIPTION	QTY.
1	05P11	Zee Bar	4
2	05P09, 05P12, 05P10, 05P06, 05P05	Glass Stop (1"), (1-1/4"), (1-1/2"), (5/8"), 9/16" and 1/2"), (1/4")	4
3	05P04	Corner Key, 1.375 in.	4

HARDWARE

ITEM NO.	PART NUMBER	DESCRIPTION	QTY.
4	25031	Bulb Vinyl-Large	4
5	18620	Setting Block 4" x 1/4"x1"	8
6	-	Glass	1
7	25199	Mini Bulb Vinyl	1
8	27279, 27280	Spring Latch (Black, SS)	1
9	25574	#10-32 Torx Button-Head, 0.5", Clear	2
10	26233	Flexible Bulb Vinyl	1

Description Panel Assembly	
File Name Series 350-T H Hopper Assembly with 4 Bar Hinges and Spring Latch	REV B
Released 9/17/2024	SHEET 3 OF 4

ASSEMBLY / PARTS LIST (B.O.M.)



EXTRUSIONS

ITEM NO.	PART NUMBER	DESCRIPTION	QTY.
1	114FF	Flat Screen Frame	4

HARDWARE

ITEM NO.	PART NUMBER	DESCRIPTION	QTY.
2	-	Screen Mesh	1
3	19127	Screen Rubber Spline .150	1
4	27129	Screen Corner Key	4

Description
 Flat Screen Assembly

File Name
 Series 350-T H Hopper
 Assembly with 4 Bar Hinges
 and Spring Latch

REV
B

PROPRIETARY AND CONFIDENTIAL
 THE INFORMATION CONTAINED IN THIS DRAWING IS THE SOLE PROPERTY OF FLEETWOOD WINDOWS & DOORS.
 ANY REPRODUCTION IN PART OR AS A WHOLE WITHOUT THE WRITTEN PERMISSION OF FLEETWOOD WINDOWS & DOORS IS PROHIBITED.

Released 9/17/2024

SHEET 4 OF 4