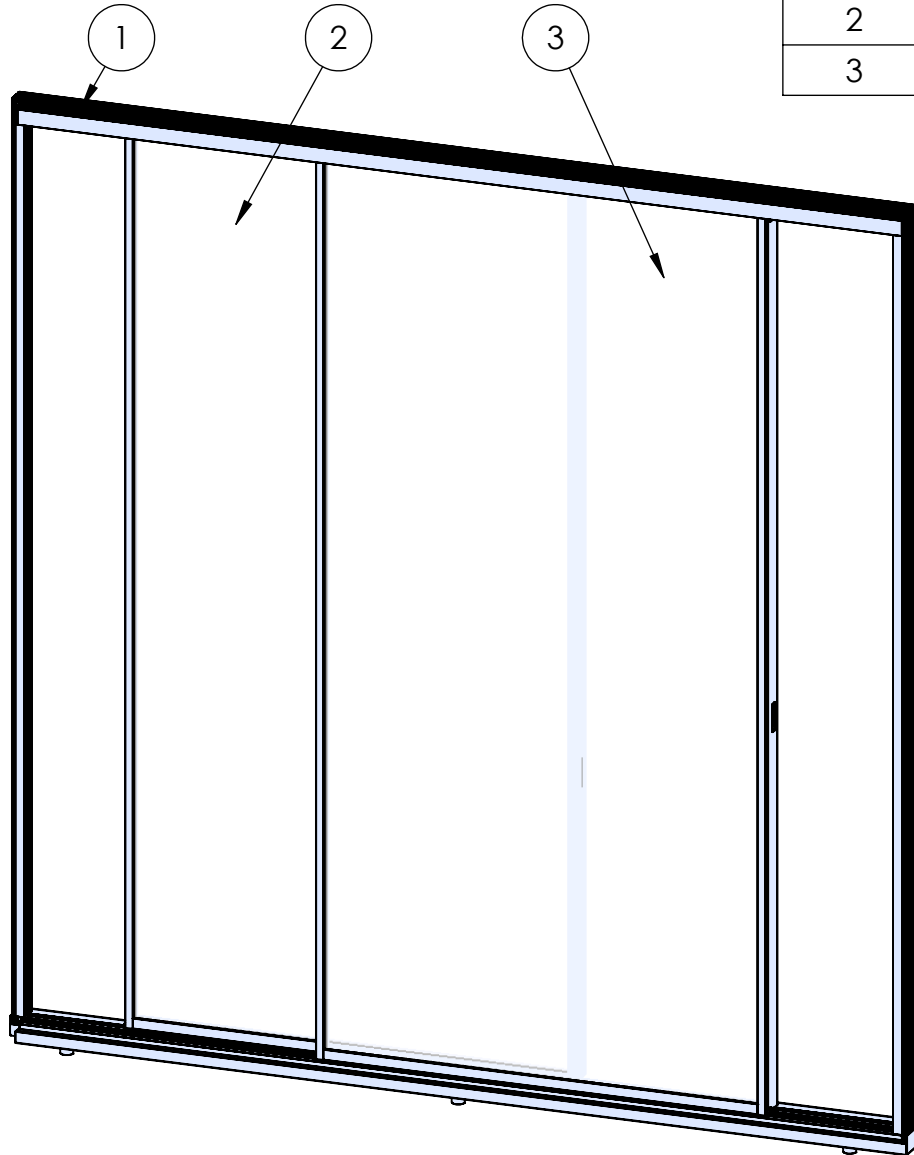


ASSEMBLY / PARTS LIST (B.O.M.)

Series: EDGE | s |
Type: XX Configuration



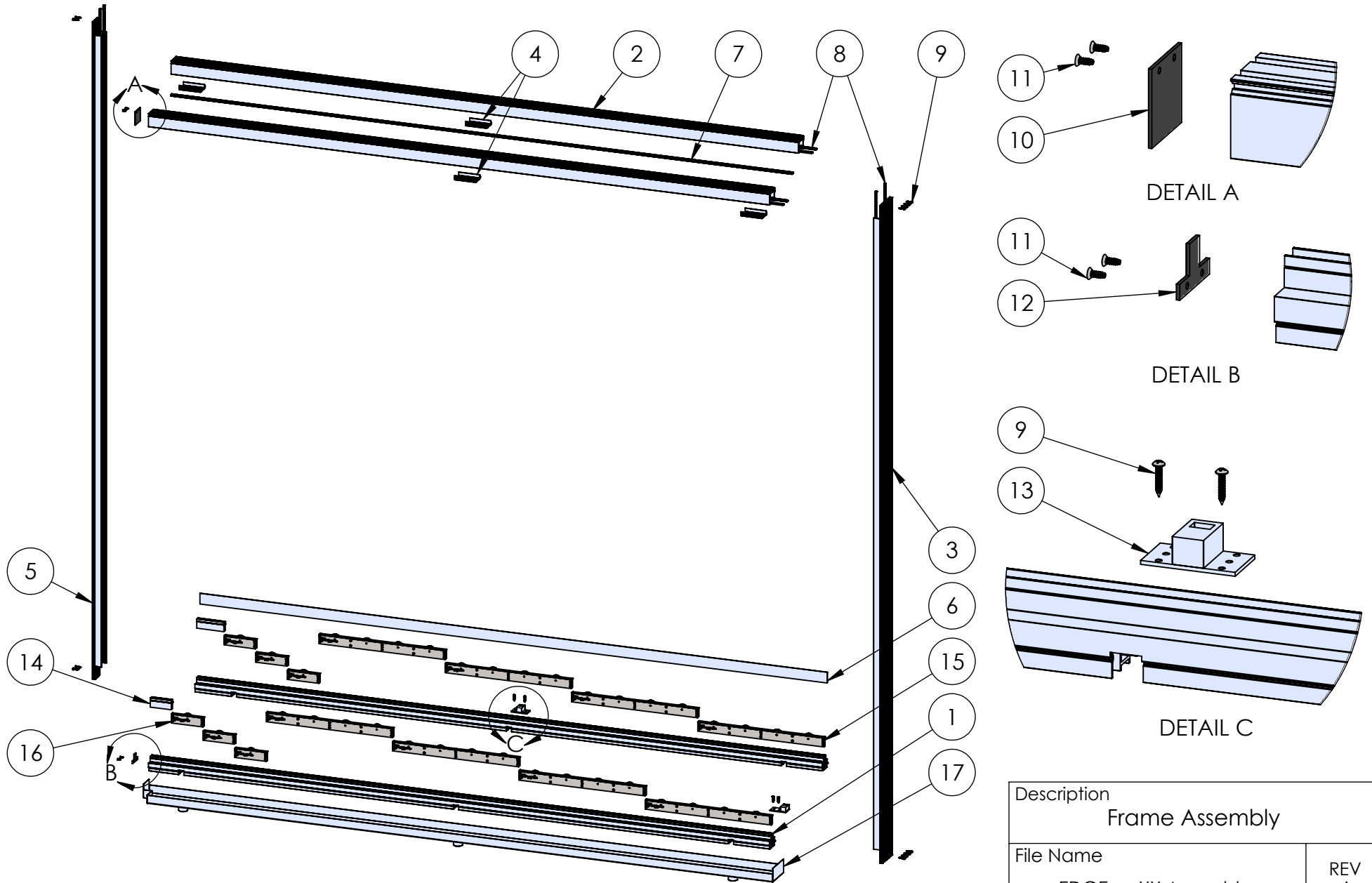
ITEM NO.	DESCRIPTION	QTY.	PAGE #
1	FRAME ASSEMBLY	1	2-3
2	X - PANEL 1 ASSEMBLY	1	4-5
3	X - PANEL 2 ASSEMBLY	1	6-7

PROPRIETARY AND CONFIDENTIAL

THE INFORMATION CONTAINED IN THIS DRAWING IS THE SOLE PROPERTY OF FLEETWOOD WINDOWS & DOORS.
ANY REPRODUCTION IN PART OR AS A WHOLE WITHOUT THE WRITTEN PERMISSION OF FLEETWOOD WINDOWS & DOORS IS PROHIBITED.

Description Table of Contents	
File Name EDGE_s_XX Assembly	REV A
Released 7/23/2024	SHEET 1 OF 7

ASSEMBLY / PARTS LIST (B.O.M.)



Description
Frame Assembly

File Name
EDGE_s_XX Assembly

REV
A

Released 7/23/2024

SHEET 2 OF 7

PROPRIETARY AND CONFIDENTIAL
THE INFORMATION CONTAINED IN THIS DRAWING IS THE SOLE PROPERTY OF FLEETWOOD WINDOWS & DOORS.
ANY REPRODUCTION IN PART OR AS A WHOLE WITHOUT THE WRITTEN PERMISSION OF FLEETWOOD WINDOWS & DOORS IS PROHIBITED.

ASSEMBLY / PARTS LIST (B.O.M.)

EXTRUSIONS

ITEM NO.	PART NUMBER	DESCRIPTION	QTY.
1	Es0003	Sill	2
2	Es0004	Head	2
3	Es0005	Fin Jamb	1
4	Es0013	Anti-Lift	4
5	Es0016	Jamb	1
6	FW1201	Aluminum Flat Bar Slot Drain Spacer	1

HARDWARE

7	25065	14.6mm x 10.2mm I-Strut	1
8	19118	Small Fin Seal	8
9	20350	#10 PHP-A, 1", SS, Clear	16
10	26977	Head Cap	1
11	20273	#10 FHP-B-UC, 1/2", SS, Black	4
12	26976	Sill Cap	1
13	26930	Archetype Blade Case	2
14	27023	Roller Spacer	2
15	See Table A	A4-E Roller	Varies
16	See Table B	A1-E Roller	Varies
17	-	Arche-Duct (1" or 1/2" NPT)	1

TABLE A: A4-E ROLLER OPTIONS

COLOR	WHEEL COLOR	ID #
Black	Black	27168
Custom color		27169
Stainless Steel	Stainless Steel	27044
Custom color		27175

TABLE B: A1-E ROLLER OPTIONS

COLOR	WHEEL COLOR	ID #
Black	Black	27171
Custom color		27170
Stainless Steel	Stainless Steel	27045
Custom color		27172

Description
Frame Assembly BOM

File Name
EDGE_s_XX Assembly

REV
A

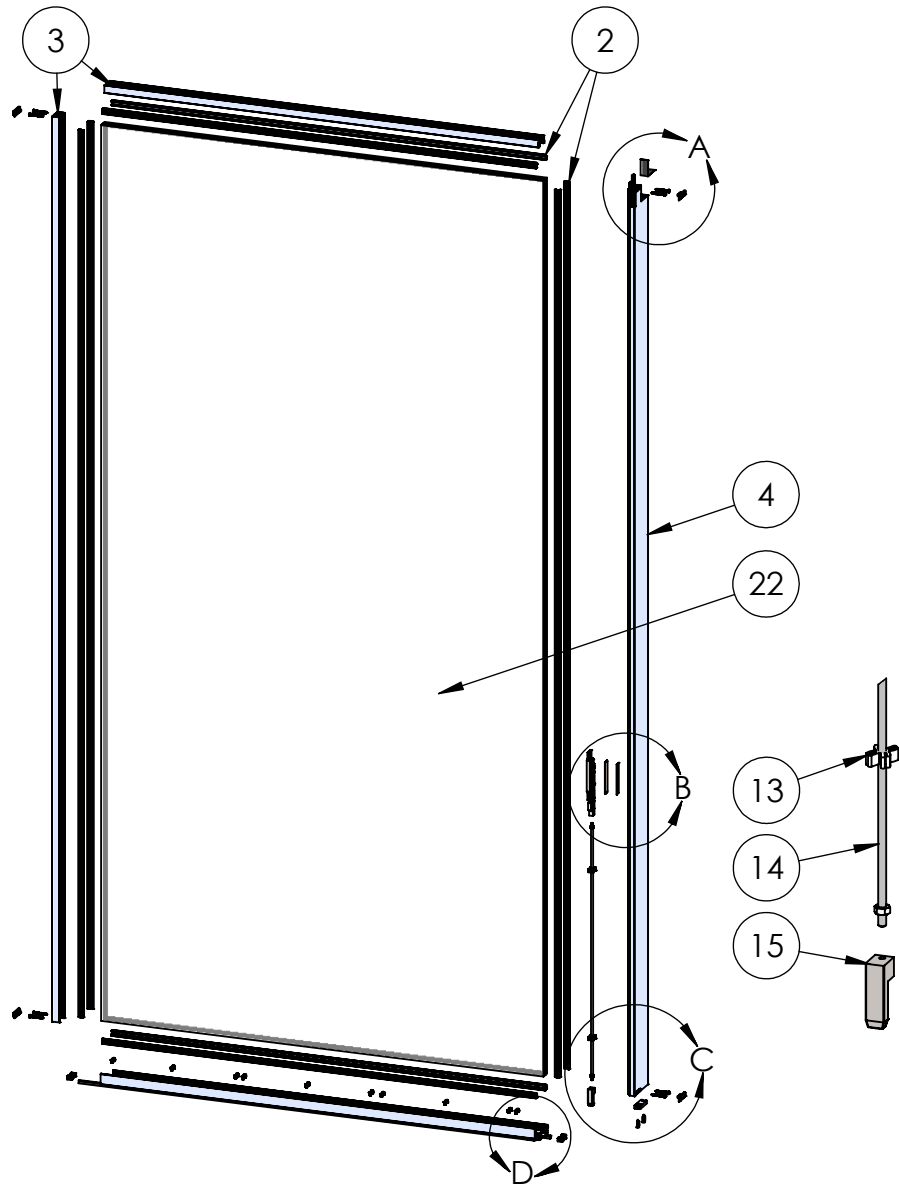
Released 7/23/2024

SHEET 3 OF 7

PROPRIETARY AND CONFIDENTIAL

THE INFORMATION CONTAINED IN THIS DRAWING IS THE SOLE PROPERTY OF FLEETWOOD WINDOWS & DOORS.
ANY REPRODUCTION IN PART OR AS A WHOLE WITHOUT THE WRITTEN PERMISSION OF FLEETWOOD WINDOWS & DOORS IS PROHIBITED.

ASSEMBLY / PARTS LIST (B.O.M.)



DETAIL A

DETAIL B

DETAIL C

DETAIL D

Glass Keys Secured to
Glass by Fleetwood, using
27091 Sikasil Sealant

PROPRIETARY AND CONFIDENTIAL

THE INFORMATION CONTAINED IN THIS DRAWING IS THE SOLE PROPERTY OF FLEETWOOD WINDOWS & DOORS.
ANY REPRODUCTION IN PART OR AS A WHOLE WITHOUT THE WRITTEN PERMISSION OF FLEETWOOD WINDOWS & DOORS IS PROHIBITED.

Description X - Panel 1 Assembly	
File Name EDGE_s_XX Assembly	REV A
Released 7/23/2024	SHEET 4 OF 7

ASSEMBLY / PARTS LIST (B.O.M.)

EXTRUSIONS

ITEM NO.	PART NUMBER	DESCRIPTION	QTY.
1	Es0001	Bottom Rail	2
2	Es0002	Glass Key (1-1/4" Exact)	8
3	Es0007	Top Rail and Lead Stile	2
4	Es0010	Fin Interlocker	1
HARDWARE			
5	19117	Large Fin Seal Mohair (29027045BKGB)	1
6	27031	Large Fin Seal Mohair (50018745BKGB)	1
7	27020	Top Rail Sticker - Fin	1
8	27021	#10 Torx Head, 1-3/4", SS, Clear	8
9	27017	Panel Bumper	4
10	26919, 26920	Archetype Blade Assembly (Clear, Black)	1
11	27095	Archetype Blade Backup Plate	1
12	25637	3M Double-Sided Foam tape	1
13	25566	Shoot Bolt Rod Guide (Spider)	2
14	26923	Archetype Blade Shoot Bolt Rod Assembly	1
15	26921	Archetype Blade Shoot Bolt Cap Assembly	1
16	26922	Archetype Blade Shoot Bolt Guide	1
17	20293	#10 FHP-A, 1", SS, Clear	2
18	25783	#8 FHP-B-UC, 3/8", SS	Varies
19	26467	Archetype Keel (72" Max)	1
20	27314	Fin Seal Mohair	2
21	27016	Bottom Wipe Holder	2
22	-	1-1/4" Glass	1

Description
X - Panel 1 Assembly BOM

File Name
EDGE_s_XX Assembly

REV
A

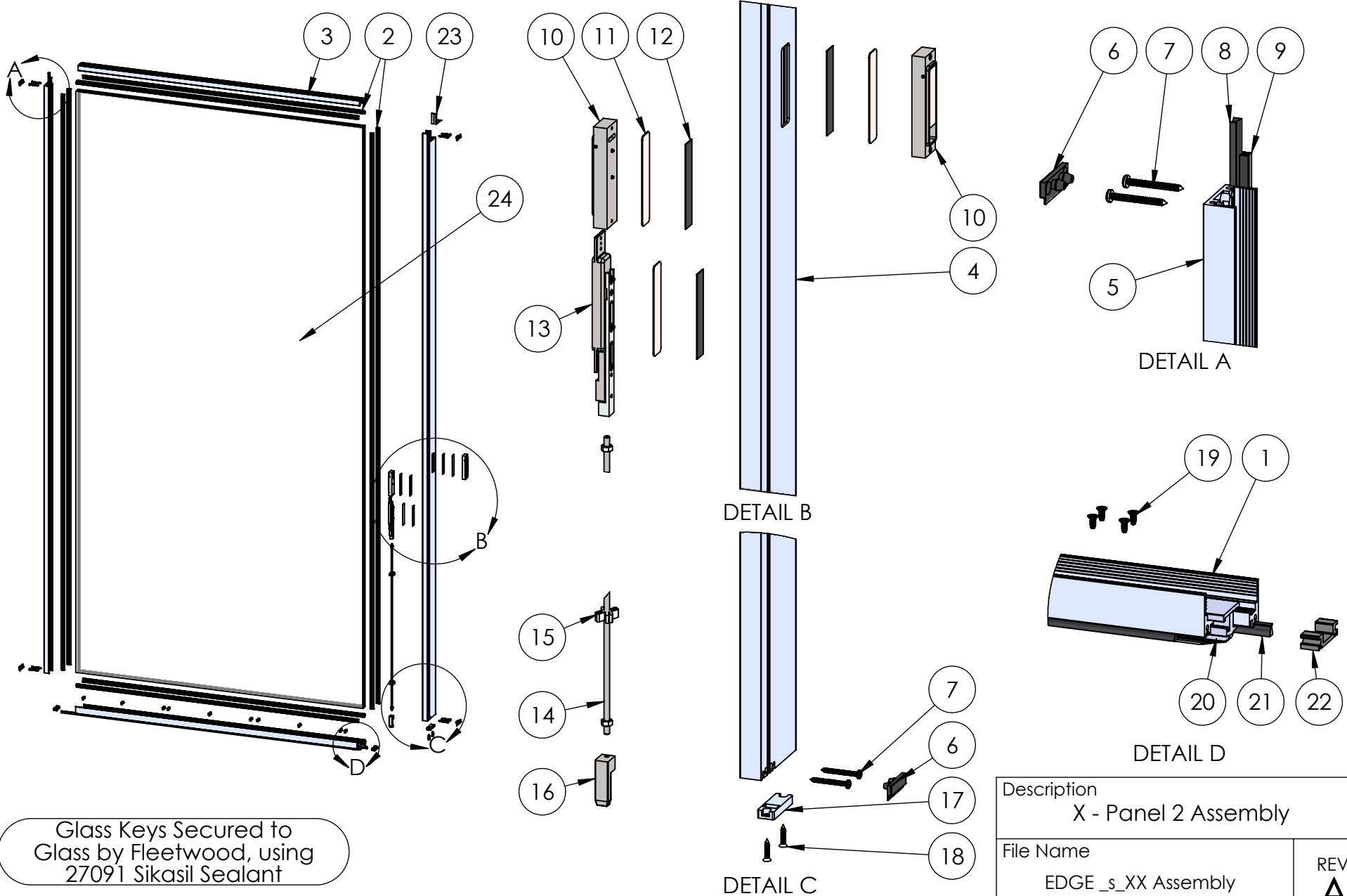
PROPRIETARY AND CONFIDENTIAL

THE INFORMATION CONTAINED IN THIS DRAWING IS THE SOLE PROPERTY OF FLEETWOOD WINDOWS & DOORS.
ANY REPRODUCTION IN PART OR AS A WHOLE WITHOUT THE WRITTEN PERMISSION OF FLEETWOOD WINDOWS & DOORS IS PROHIBITED.

Released 7/23/2024

SHEET 5 OF 7

ASSEMBLY / PARTS LIST (B.O.M.)



PROPRIETARY AND CONFIDENTIAL
THE INFORMATION CONTAINED IN THIS DRAWING IS THE SOLE PROPERTY OF FLEETWOOD WINDOWS & DOORS.
ANY REPRODUCTION IN PART OR AS A WHOLE WITHOUT THE WRITTEN PERMISSION OF FLEETWOOD WINDOWS & DOORS IS PROHIBITED.

Description X - Panel 2 Assembly	
File Name EDGE_s_XX Assembly	REV A
Released 7/23/2024	SHEET 6 OF 7

ASSEMBLY / PARTS LIST (B.O.M.)

EXTRUSIONS

ITEM NO.	PART NUMBER	DESCRIPTION	QTY.
1	Es0001	Bottom Rail	2
2	Es0002	Glass Key (1-1/4" Exact)	8
3	Es0007	Top Rail	1
4	Es0008	Fin Lead Stile	1
5	Es0009	Interlocker	1
HARDWARE			
6	27017	Panel Bumper	4
7	27021	#10 Torx Head, 1-3/4", SS, Clear	8
8	27031	Large Fin Seal Mohair (50018745BKGB)	1
9	19117	Large Fin Seal Mohair (29027045BKGB)	1
10	26925, 26926	Fin Pull (Clear, Black)	2
11	27095	Archetype Blade Backup Plate	3
12	25637	3M Double-Sided Foam tape	3
13	26919, 26920	Archetype Blade Assembly (Clear, Black)	1
14	26923	Archetype Blade Shoot Bolt Rod Assembly	1
15	25566	Shoot Bolt Rod Guide (Spider)	2
16	26921	Archetype Blade Shoot Bolt Cap Assembly	1
17	26922	Archetype Blade Shoot Bolt Guide	1
18	20293	#10 FHP-A, 1", SS, Clear	2
19	25783	#8 FHP-B-UC, 3/8", SS	Varies
20	26467	Archetype Keel (72" Max)	1
21	27314	Fin Seal Mohair	2
22	27016	Bottom Wipe Holder	2
23	27020	Top Rail Sticker - Fin	1
24	-	1-1/4" Glass	1

PROPRIETARY AND CONFIDENTIAL

THE INFORMATION CONTAINED IN THIS DRAWING IS THE SOLE PROPERTY OF FLEETWOOD WINDOWS & DOORS.
ANY REPRODUCTION IN PART OR AS A WHOLE WITHOUT THE WRITTEN PERMISSION OF FLEETWOOD WINDOWS & DOORS IS PROHIBITED.

Description
X - Panel 2 Assembly BOM

File Name
EDGE _s_XX Assembly

REV
A

Released 7/23/2024

SHEET 7 OF 7