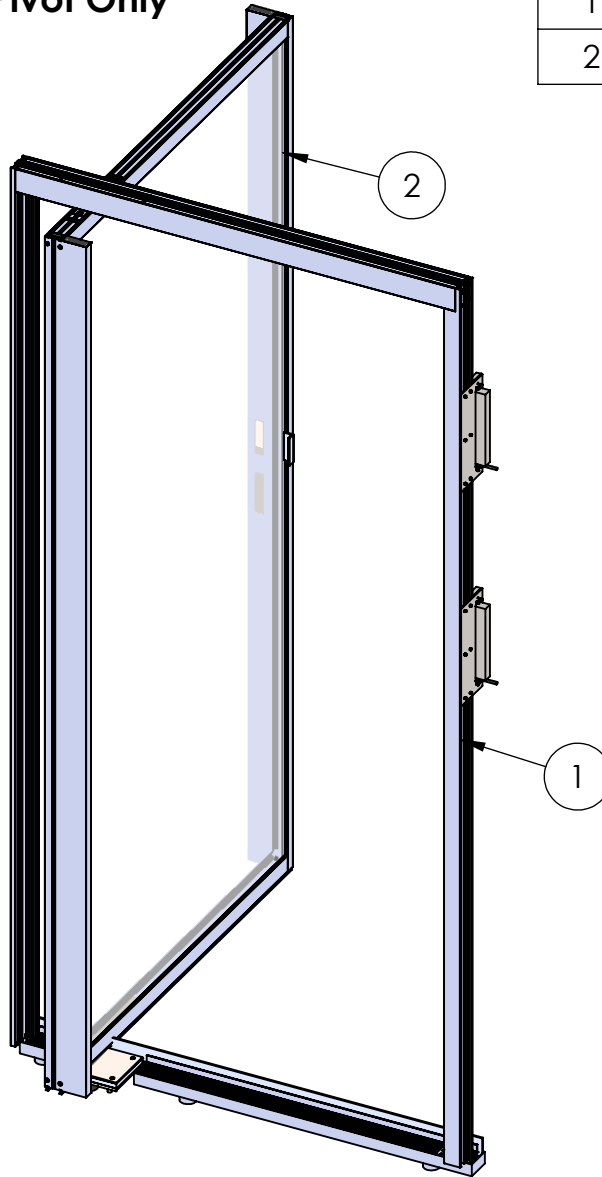


ASSEMBLY / PARTS LIST (B.O.M.)

Series: EDGE | p |
Type: H Configuration with Rixson Pivot Only

ITEM NO.	DESCRIPTION	QTY.	PAGE #
1	FRAME ASSEMBLY	1	2-3
2	PANEL ASSEMBLY	1	4-5

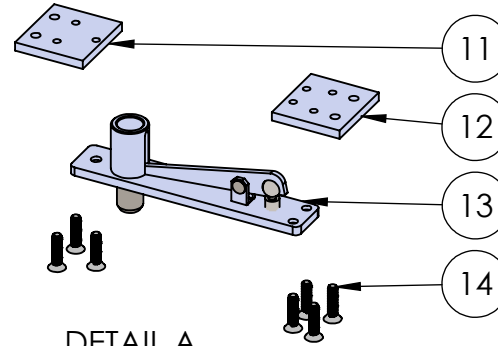
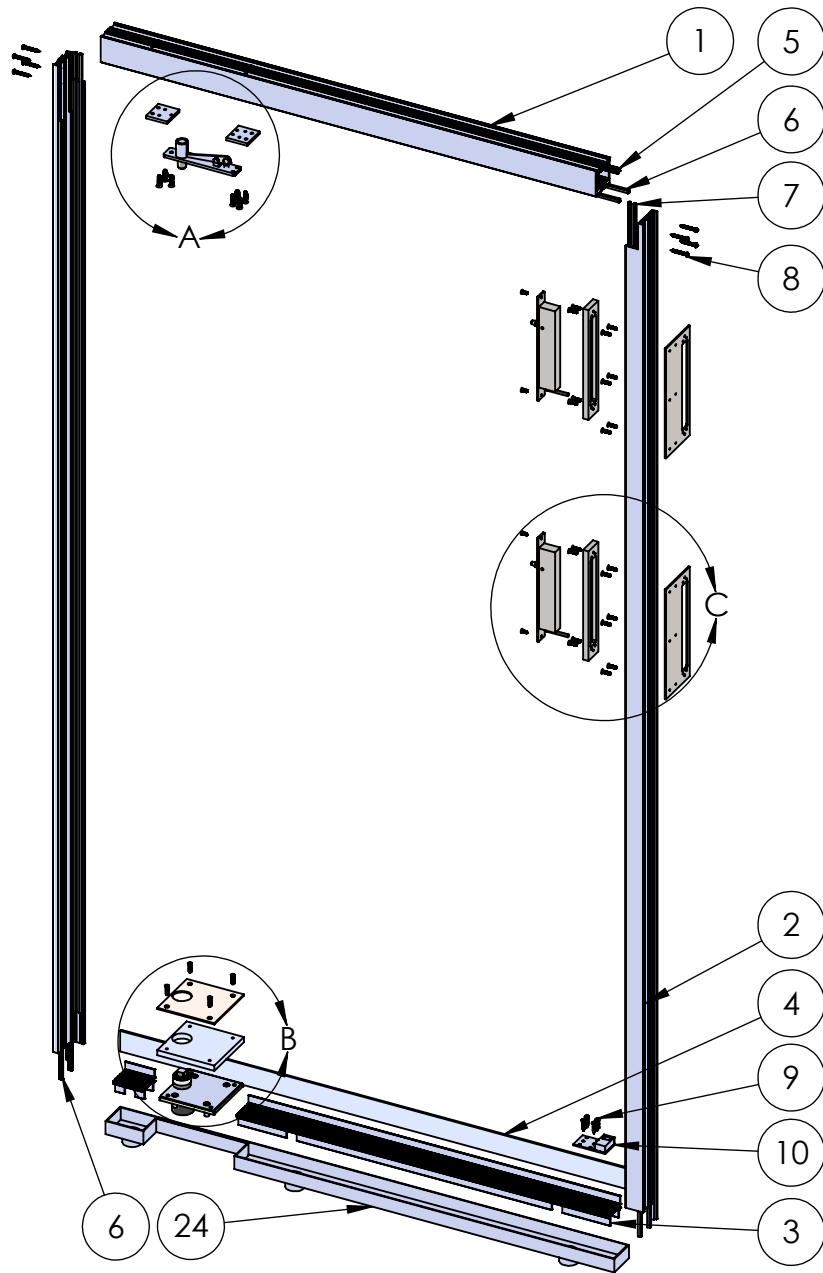


PROPRIETARY AND CONFIDENTIAL

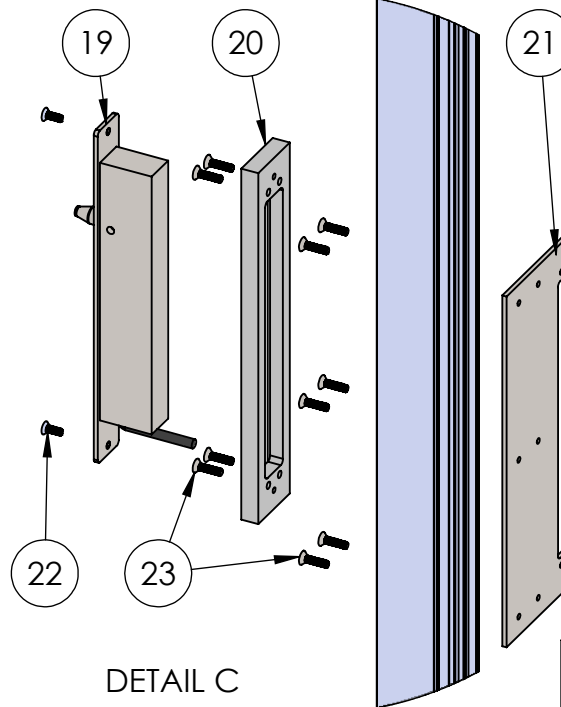
THE INFORMATION CONTAINED IN THIS DRAWING IS THE SOLE PROPERTY OF FLEETWOOD WINDOWS & DOORS.
ANY REPRODUCTION IN PART OR AS A WHOLE WITHOUT THE WRITTEN PERMISSION OF FLEETWOOD WINDOWS & DOORS IS PROHIBITED.

Description Table of Contents	
File Name EDGE_p_H Pivot Only Assembly	REV
Released 11/1/2023	SHEET 1 OF 5

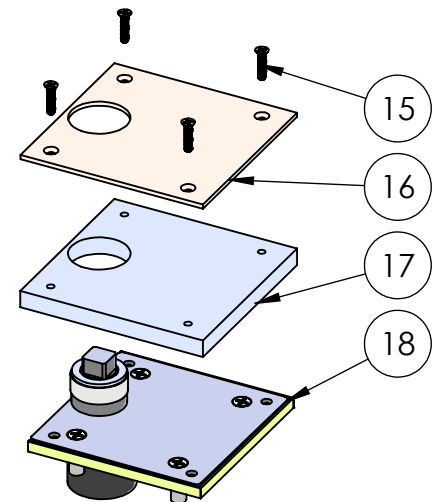
ASSEMBLY / PARTS LIST (B.O.M.)



DETAIL A



DETAIL C



DETAIL B

PROPRIETARY AND CONFIDENTIAL
THE INFORMATION CONTAINED IN THIS DRAWING IS THE SOLE PROPERTY OF FLEETWOOD WINDOWS & DOORS.
ANY REPRODUCTION IN PART OR AS A WHOLE WITHOUT THE WRITTEN PERMISSION OF FLEETWOOD WINDOWS & DOORS IS PROHIBITED.

Description Frame Assembly		
File Name EDGE_p_H Pivot Only Assembly		REV
Released	11/1/2023	SHEET 2 OF 5

ASSEMBLY / PARTS LIST (B.O.M.)

EXTRUSIONS

ITEM NO.	PART NUMBER	DESCRIPTION	QTY.
1	Ep001	Head	1
2	Ep002	Jamb	2
3	4411	Arche-Duct Sill	1
4	FW1201	2.0" x 0.188" Alum Flat Bar (Slot Drain Spacer)	1

HARDWARE

5	25065	14.6mm x 10.2mm I-Strut	1
6	27422	Fin Seal Mohair	6
7	26233	Flexible Bulb Vinyl	4
8	20353	#10 PHP-A, 1-1/2", SS, Clear	8
9	20350	#10 PHP-A, 1", SS, Clear	4
10	26930	Archetype Blade Sill Strike (Blade Case)*	1
11	27185	Head Pivot Plate 1	1
12	27298	Head Pivot Plate 2	1
13	26476	Top Pivot (Head Portion)	1
14	26325	#1/4-20 Torx FH Screw, 1"	7
15	27413	#10-24 FHP, 7/8", SS, Clear	4
16	27358	Rixson Pivot Only Cover Plate	1
17	27359	Rixson Pivot Only Cover Spacer	1
18	27412	H117-3/4 x 587 Pivot Only Set Assembly*	1
19	27401	V-Lock Assembly*	2 (See Table A)
20	27402	V-Lock Frame Backup Plate 1 of 2	2
21	27403	V-Lock Frame Backup Plate 2 of 2	2
22	24843	#10-32 FHP, UC, 1/2", SS, Clear	4
23	25073	#10-32 FHP-B, 3/4", SS, Clear	20
24	-	ArcheDuct	1

Table A: Number of V-Locks Recommended
(2 V-Locks shown)

		Pivot Distance					
		<24"		≥24"		Center	
		Active Jamb	Pivot Jamb	Active Jamb	Pivot Jamb	Active Jamb	Pivot Jamb
Net Frame Height	<96"	1	1	2	2	1	1
	≥96"	2	2	2	2	2	2

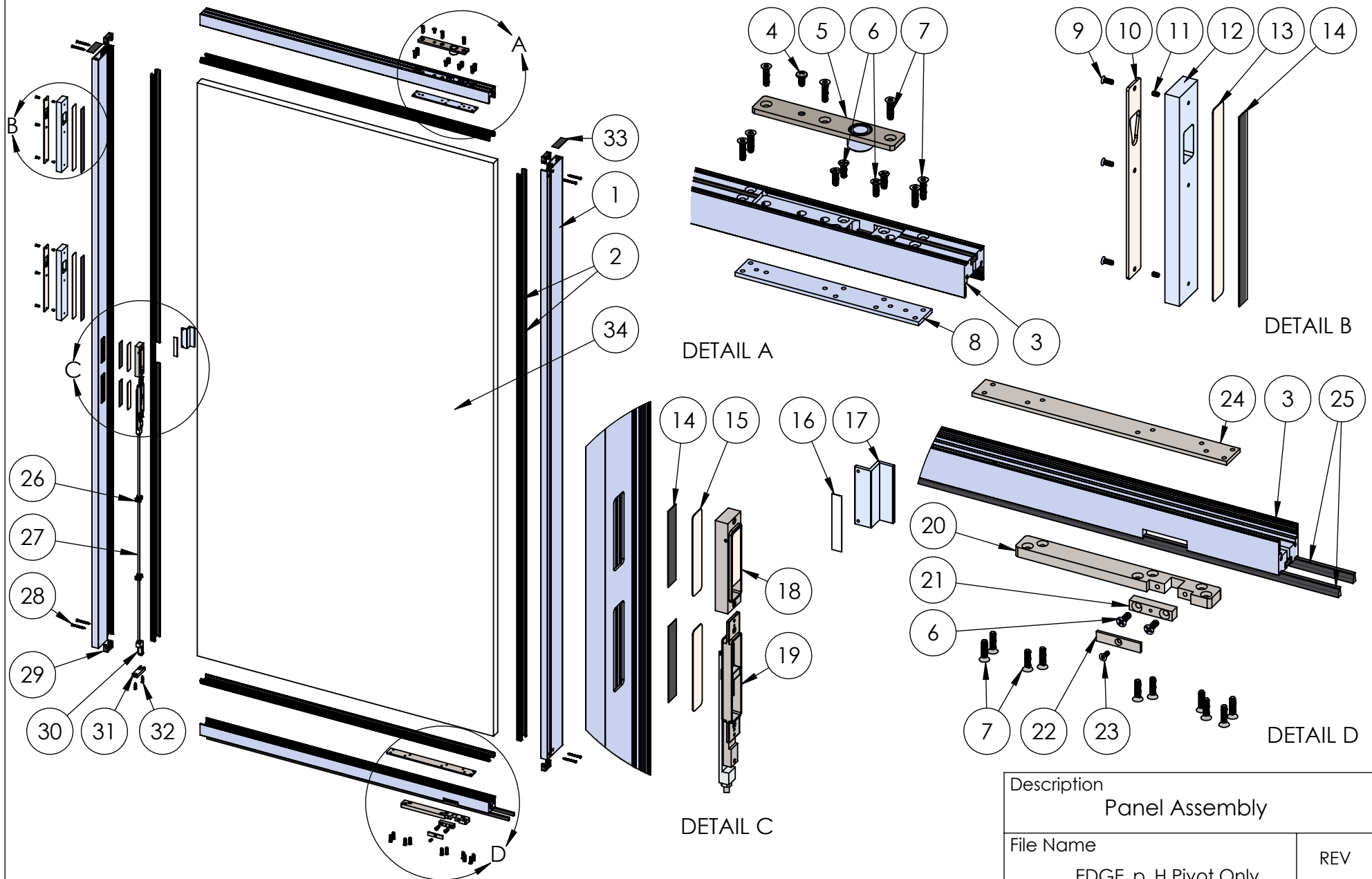
*Needs to be modified by Fleetwood

Description Frame Assembly BOM	
File Name EDGE_p_H Pivot Only Assembly	REV
Released 11/1/2023	SHEET 3 OF 5

PROPRIETARY AND CONFIDENTIAL

THE INFORMATION CONTAINED IN THIS DRAWING IS THE SOLE PROPERTY OF FLEETWOOD WINDOWS & DOORS.
ANY REPRODUCTION IN PART OR AS A WHOLE WITHOUT THE WRITTEN PERMISSION OF FLEETWOOD WINDOWS & DOORS IS PROHIBITED.

ASSEMBLY / PARTS LIST (B.O.M.)



PROPRIETARY AND CONFIDENTIAL
THE INFORMATION CONTAINED IN THIS DRAWING IS THE SOLE PROPERTY OF FLEETWOOD WINDOWS & DOORS.
ANY REPRODUCTION IN PART OR AS A WHOLE WITHOUT THE WRITTEN PERMISSION OF FLEETWOOD WINDOWS & DOORS IS PROHIBITED.

Description Panel Assembly	
File Name EDGE_p_H Pivot Only Assembly	REV
Released 11/1/2023	SHEET 4 OF 5

ASSEMBLY / PARTS LIST (B.O.M.)

EXTRUSIONS			
ITEM NO.	PART NUMBER	DESCRIPTION	QTY.
1	Es0008	Fin Lead Stile	2
2	Es0002	Glass Key (1 1/4" Exact)	9
3	Ep003	Top and Bottom Rail	2
HARDWARE			
4	20357	#1/4-20 PHP - B, 1/2", SS, Clear	1
5	26476	Top Pivot (Panel Portion)	1
6	20305	#1/4-20 FHP - B, 3/4", SS, Clear	6
7	26325	#1/4-20 Torx FH Screw, 1"	17
8	27187	Top Rail Back Up Plate	1
9	24843	#10-32 FHP, UC, 1/2", SS, Clear	6
10	27401	V-Lock Strike Plate*	2 (See Table A)
11	27420	#10-32 Set Screw, 5/16"	4
12	27404	V-Lock Panel Backup Plate	2
13	27399	Edge Backup Plate for V-Lock	2
14	25637	3M Double-Sided Foam tape	4
15	27095	Archetype Blade Backup Plate	2
16	27419	3M VHB Tape 4905	1
17	27192, 27193	Exterior Handle (Clear, BLK)	1
18	26925, 26926	Fin-Pull Assembly (Clear, BLK)	1
19	26919, 26920	Archetype Blade (Clear, BLK)	1
20	27188	Load Arm	1
21	27189	Load Arm Block	1

HARDWARE			
ITEM NO.	PART NUMBER	DESCRIPTION	QTY.
22	27300, 27190	Load Arm Cover Plate (SS, BLK)	1
23	26414, 27114	#8-32 FH Torx Screw, 1/2" (SS, BLK)	1
24	27191	Load Arm Back Up Plate	1
25	27421	Mohair (No Fin Seal)	2
26	25566	Shoot Bolt Rod Guide (Spider)	2
27	26923	Archetype Blade Shoot Bolt Rod Assembly	1
28	20298	#10 FHP-A, 2", SS, Clear	8
29	27326	Weatherstrip Holder (EDGE p)	4
30	26921	Shootbolt Cap Assembly	1
31	26922	Archetype Blade Shoot Bolt Guide	1
32	20293	#10 FHP-A, 1", SS, Clear	2
33	27020	Top Rail Sticker - Fin	2
34	-	Glass	1

*Needs to be modified by Fleetwood

Description Panel Assembly	
File Name EDGE_p_H Pivot Only Assembly	REV
Released 11/1/2023	SHEET 5 OF 5

PROPRIETARY AND CONFIDENTIAL

THE INFORMATION CONTAINED IN THIS DRAWING IS THE SOLE PROPERTY OF FLEETWOOD WINDOWS & DOORS.
ANY REPRODUCTION IN PART OR AS A WHOLE WITHOUT THE WRITTEN PERMISSION OF FLEETWOOD WINDOWS & DOORS IS PROHIBITED.