



Testing Evaluation Laboratories, Inc.

2002 Wood Court Suite 1 – Plant City, FL 33563
Phone: 813-754-9887

TEST RESULTS

Dade Lab Certification Number: 15-0114.08
Test Notification Number: TEL 15-004

Report No: TEL 01991315
Test Dates: March 16, 2015
through April 3, 2015
Report Date: June 26, 2015

Issued to:

Fleetwood Windows and Doors
1 Fleetwood Way
Corona, CA 92879

Project Summary: Testing Evaluation Laboratories, Inc. (TEL) was contracted by Fleetwood Windows and Doors to perform tests on the 3900-T Side Hinged Doors at TEL's Plant City, FL test facility.

Test specimen descriptions and results are reported herein.

Test Specifications: The test specimens were evaluated in accordance with the following:

High Velocity Hurricane Zone Protocols TAS 202-94, TAS 201-94 and TAS 203-94

Test Specimen Description:

Series / Model: 3900-T Side Hinged Doors

Type: Aluminum Side Hinged Doors

Overall Size: 201.00" x 120.00" – All Specimens – (OXXO)

Daylight Opening: 29.00" x 108.00" – Door Panel-Specs 1, 1a, 1ALT, 1ALT-A, 1ALT-B, 1ALT-C
57.00" x 117.00" – GTF Panel-Specs 1, 1a
47.00" x 108.00" – Sash Panel-Specs 1, 1a, 1ALT, 1ALT-A, 1ALT-B, 1ALT-C
29.00" x 108.00" – Door Panel-Specs 2, 2a, 2ALT, 2ALT-A
47.00" x 108.00" – Sash Panel-Specs 2, 2a, 2ALT, 2ALT-A

Glazing Details: See attached drawing numbers L-7347 and L-7348 for glazing details.

Frame Material: Aluminum

Finish: Mill Finish

For Tested Elevation, Vertical Cross Sections, Horizontal Cross Sections, Components, Frame Anchoring, Glazing Detail and Bill of Materials See Attached Drawing numbers L-7347, L-7347A, L-7348 and L-7348A.

STRUCTURAL TESTS (TAS 202)

Specimen 1 – 201.00" x 120.00" – Outswing Double Door with (1) GTF Sidelite and (1) Sash Sidelite – Standard Astragal Bolt – OXXO

Design Pressure Positive 50.0 Negative 50.0

Air Infiltration (ASTM E283-04)	Pressure	SCFM/Ft ²	Result
	1.57 PSF	0.158	Pass
Air Exfiltration (ASTM E283-04)	Pressure	SCFM/Ft ²	Result
	1.57 PSF	0.180	Pass

Structural Loads (ASTM E330-02)

Range	Time (sec)	Load (psf)	Location	Deflection	Allowable (Def)
Half Test Positive	30	25.00			
Design Positive	30	50.00	1	0.226"	0.667"
			2	0.286"	0.667"
Half Test Negative	30	25.00			
Design Negative	30	50.00	1	0.314"	0.667"
			2	0.335"	0.667"

Water Infiltration (ASTM E331-00) (Standard Weatherstrip)	Pressure	Time	Result
	5.25 PSF	15.0 Min.	Pass
Water Infiltration (ASTM E331-00) (Standard Weatherstrip w/Drip Cap)	Pressure	Time	Result
	6.00 PSF	15.0 Min.	Pass
Water Infiltration (ASTM E331-00) (Sill Bulb)	Pressure	Time	Result
	5.25 PSF	15.0 Min.	Pass
Water Infiltration (ASTM E331-00) (Sill Bulb w/Drip Cap)	Pressure	Time	Result
	6.00 PSF	15.0 Min.	Pass

Note #1: Water Infiltration performed after Positive and Negative half and design loads.

Structural Loads (ASTM E330-02)

Range	Time (sec)	Load (psf)	Location	Deflection	Set	Allowable (Set)
Half Proof Positive	10	37.50				
Test Positive	30	75.00	1	0.434"	0.003"	0.480"
			2	0.502"	0.001"	0.480"
			3	1.097"	0.031"	0.468"
Half Proof Negative	10	37.50				
Test Negative	30	75.00	1	0.418"	0.007"	0.480"
			2	0.556"	0.005"	0.480"
			3	1.176"	0.004"	0.468"

Deflection Locations:

Location 1 – Center of Mullion at GTF Sidelite, Location 2 – Center of Mullion at Sash Sidelite, Location 3 – Center of Active Door at Latch Stile.

Forced Entry Passed – No Entry

Conclusion: TEL observed no signs of failure in any area of this test specimen during the Uniform Static Load Test. In addition, specimen met the permanent set requirements. Therefore, this specimen satisfies the uniform static load test requirements of TAS 202-94.

James Hayhurst, Test Technician

STRUCTURAL TESTS (TAS 202)

Specimen 1 ALT – 201.00" x 120.00" – Outswing Double Door with (2) Sash Sidelites – Welded Astragal Bolt – OXXO

Design Pressure Positive 55.0 Negative 55.0

Structural Loads (ASTM E330-02)

Range	Time (sec)	Load (psf)	Location	Deflection	Allowable (Def)
Half Test Positive	30	25.00			
Design Positive	30	50.00	1	0.345"	0.667"
Half Test Negative	30	25.00			
Design Negative	30	50.00	1	0.425"	0.667"

Structural Loads (ASTM E330-02)

Range	Time (sec)	Load (psf)	Location	Deflection	Set	Allowable (Set)
Half Proof Positive	10	37.50				
Test Positive	30	75.00	1	0.518"	0.041"	0.480"
			2	1.320"	0.197"	0.468"
Half Proof Negative	10	37.50				
Test Negative	30	75.00	1	0.525"	0.014"	0.480"
			2	1.193"	0.030"	0.468"

Deflection Locations:

Location 1 – Center of Mullion at Sidelite, Location 2 – Center of Active Door at Latch Stile.

Conclusion: TEL observed no signs of failure in any area of this test specimen during the Uniform Static Load Test. In addition, specimen met the permanent set requirements. Therefore, this specimen satisfies the uniform static load test requirements of TAS 202-94.

James Hayhurst, Test Technician

STRUCTURAL TESTS (TAS 202)

Specimen 2 – 201.00" x 120.00" – Inswing Double Door with (2) Sash Sidelites – Standard Astragal Bolt – OXXO

Design Pressure Positive 50.0 Negative 55.0

Test Description	Pressure	SCFM/Ft ²	Result
Air Infiltration (ASTM E283-04) (Standard Weatherstrip)	1.57 PSF	0.115	Pass
Air Exfiltration (ASTM E283-04) (Standard Weatherstrip)	1.57 PSF	0.054	Pass
Air Infiltration (ASTM E283-04) (Optional Bulb Weatherstrip)	1.57 PSF	0.093	Pass
Air Exfiltration (ASTM E283-04) (Optional Bulb Weatherstrip)	1.57 PSF	0.048	Pass

Structural Loads (ASTM E330-02)

Range	Time (sec)	Load (psf)	Location	Deflection	Allowable (Def)
Half Test Positive	30	25.00			
Design Positive	30	50.00	1	0.376"	0.667"
Half Test Negative	30	25.00			
Design Negative	30	50.00	1	0.501"	0.667"

Test Description	Pressure	Time	Result
Water Infiltration (ASTM E331-00) (Standard Weatherstrip)	0.00 PSF	15.0 Min.	Pass
Water Infiltration (ASTM E331-00) (Standard Weatherstrip w/adust.)	2.25 PSF	15.0 Min.	Pass
Water Infiltration (ASTM E331-00) (Standard Weatherstrip w/Drip Cap)	3.75 PSF	15.0 Min.	Pass
Water Infiltration (ASTM E331-00) (Sill Bulb)	2.25 PSF	15.0 Min.	Pass
Water Infiltration (ASTM E331-00) (Sill Bulb w/Drip Cap)	3.75 PSF	15.0 Min.	Pass

Note #1: Water Infiltration performed after Positive and Negative half and design loads.

Structural Loads (ASTM E330-02)

Range	Time (sec)	Load (psf)	Location	Deflection	Set	Allowable (Set)
Half Proof Positive	10	37.50				
Test Positive	30	75.00	1	0.551"	0.022"	0.480"
			2	1.223"	0.041"	0.468"
Half Proof Negative	10	37.50				
Test Negative	30	75.00	1	0.641"	0.069"	0.480"
			2	1.221"	0.061"	0.468"

Deflection Locations:

Location 1 – Center of Mullion, Location 2 – Center of Active Door at Latch Stile.

Forced Entry Passed – No Entry

Conclusion: TEL observed no signs of failure in any area of this test specimen during the Uniform Static Load Test. In addition, specimen met the permanent set requirements. Therefore, this specimen satisfies the uniform static load test requirements of TAS 202-94.

James Hayhurst, Test Technician

STRUCTURAL TESTS (TAS 202)

Specimen 2 ALT – 201.00" x 120.00" – Inswing Double Door with (2) Sash Sidelites – Welded Astragal Bolt – OXXO

Design Pressure Positive 55.0 Negative 65.0

Structural Loads (ASTM E330-02)

Range	Time (sec)	Load (psf)	Location	Deflection	Allowable (Def)
Half Test Positive	30	27.50			
Design Positive	30	55.00	1	0.360"	0.667"
Half Test Negative	30	32.50			
Design Negative	30	65.00	1	0.577"	0.667"

Structural Loads (ASTM E330-02)

Range	Time (sec)	Load (psf)	Location	Deflection	Set	Allowable (Set)
Half Proof Positive	10	41.25				
Test Positive	30	82.50	1	0.499"	0.044"	0.480"
			2	1.007"	0.049"	0.468"
Half Proof Negative	10	48.75				
Test Negative	30	97.50	1	0.641"	0.022"	0.480"
			2	1.346"	0.008"	0.468"

Deflection Locations:

Location 1 – Center of Mullion at Sidelite, Location 2 – Center of Active Door at Latch Stile.

Conclusion: TEL observed no signs of failure in any area of this test specimen during the Uniform Static Load Test. In addition, specimen met the permanent set requirements. Therefore, this specimen satisfies the uniform static load test requirements of TAS 202-94.

James Hayhurst, Test Technician

IMPACT AND CYCLING TESTS (TAS 201/203)

Specimen 1a – 201.00" x 120.00" – Outswing Double Door with (1) GTF Sidelite and (1) Sash Sidelite – Standard Astragal Bolt – OXXO

TAS 201 and 203 – Large Missile Impact (2 x 4 Southern Yellow Pine)

Cond. Temp Of Specimen	Missile Level	Missile Weight	Missile Length	Muzzle Distance From Specimen
75°F	D	9.0 lbs, 1 oz.	8'-1/2"	17'0"

Impact Location	Results	X - Measurement	Y - Measurement	Speed
1	Pass	12.00"	12.00"	50.2 fps
2	Pass	30.00"	60.00"	49.9 fps
3	Pass	61.50"	60.00"	50.0 fps
4	Pass	82.00"	3.00"	49.9 fps
5	Pass	101.00"	60.00"	49.8 fps
6	Pass	112.00"	12.00"	49.9 fps
7	Pass	120.00"	60.00"	49.8 fps
8	Pass	141.00"	60.00"	49.9 fps
9	Pass	150.00"	12.00"	50.1 fps
10	Pass	172.00"	60.00"	49.9 fps

Orientation of Missile at Impact was within +/-5° of horizontal.
None of the impacts penetrated the specimens.
"X" measurement is from the left edge of test specimen.
"Y" measurement is from the bottom edge of test specimen.

TAS 201 and 203– Fatigue Load Cycling Design Pressure +50.0 psf / - 50.0 psf

Positive % of Test Load	Positive Pressure Range (psf)	Number Of Cycles	Average Cycle Time (Sec)
20% to 50%	10.0 to 25.0	3500	1.95
0% to 60%	0.0 to 30.0	300	2.27
50% to 80%	25.0 to 40.0	600	2.05
30% to 100%*	15.0 to 50.0	100	2.56

Negative % of Test Load	Negative Pressure Range (psf)	Number Of Cycles	Average Cycle Time (Sec)
30% to 100%*	15.0 to 50.0	50	1.99
50% to 80%	25.0 to 40.0	1050	1.55
0% to 60%	0.0 to 30.0	50	1.90
20% to 50%	10.0 to 25.0	3350	1.26

*Active Panel deflected 2.00" from original plane at 100% Positive load and 3.25" from original plane at 100% Negative load. At the completion of cycles the door panel was operable. There were no tears in the film. In our opinion, the tape and film used to seal for air leakage did not influence the results of the test.

James Hayhurst, Test Technician

IMPACT AND CYCLING TESTS (TAS 201/203)

Specimen 1 ALT-A – 201.00" x 120.00" – Outswing Double Door with (2) Sash Sidelites – Welded Astragal Bolt – OXXO

TAS 201 and 203 – Large Missile Impact (2 x 4 Southern Yellow Pine)

Cond. Temp Of Specimen	Missile Level	Missile Weight	Missile Length	Muzzle Distance From Specimen
74°F	D	9.0 lbs, 1 oz.	8'-1/2"	17'0"

Impact Location	Results	X - Measurement	Y - Measurement	Speed
1	Pass	12.00"	10.00"	49.8 fps
2	Pass	30.00"	60.00"	50.2 fps
3	Pass	61.00"	60.00"	49.9 fps
4	Pass	81.00"	3.00"	50.0 fps
5	Pass	101.00"	60.00"	50.0 fps
6	Pass	112.00"	12.00"	49.9 fps
7	Pass	120.50"	60.00"	49.8 fps

Orientation of Missile at Impact was within +/-5° of horizontal.
None of the impacts penetrated the specimens.
"X" measurement is from the left edge of test specimen.
"Y" measurement is from the bottom edge of test specimen.

TAS 201 and 203– Fatigue Load Cycling Design Pressure +55.0 psf / - 50.0 psf

Positive % of Test Load	Positive Pressure Range (psf)	Number Of Cycles	Average Cycle Time (Sec)
20% to 50%	11.0 to 27.5	3500	1.56
0% to 60%	0.0 to 33.0	300	1.78
50% to 80%	27.5 to 44.0	600	1.53
30% to 100%*	16.5 to 55.0	100	2.25
Negative % of Test Load	Negative Pressure Range (psf)	Number Of Cycles	Average Cycle Time (Sec)
30% to 100%*	15.0 to 50.0	50	2.12
50% to 80%	25.0 to 40.0	1050	1.89
0% to 60%	0.0 to 30.0	50	2.99
20% to 50%	10.0 to 25.0	3350	1.97

*Active Panel deflected 1.75" from original plane at 100% Positive load and 2.50" from original plane at 100% Negative load. At the completion of cycles the door panel was operable. There were no tears in the film. In our opinion, the tape and film used to seal for air leakage did not influence the results of the test.

James Hayhurst, Test Technician

IMPACT AND CYCLING TESTS (TAS 201/203)

Specimen 1 ALT-B – 201.00" x 120.00" – Outswing Double Door with (2) Sash Sidelites – Welded Astragal Bolt – OXXO

TAS 201 and 203 – Large Missile Impact (2 x 4 Southern Yellow Pine)

Cond. Temp Of Specimen	Missile Level	Missile Weight	Missile Length	Muzzle Distance From Specimen
74°F	D	9.0 lbs, 1 oz.	8'-1/2"	17'0"

Impact Location	Results	X - Measurement	Y - Measurement	Speed
1	Pass	12.00"	10.00"	49.8 fps
2	Pass	30.00"	60.00"	50.1 fps
3	Pass	61.00"	60.00"	50.0 fps
4	Pass	81.00"	3.00"	49.8 fps
5	Pass	101.00"	60.00"	50.0 fps
6	Pass	112.00"	12.00"	49.9 fps
7	Pass	120.50"	60.00"	49.9 fps

Orientation of Missile at Impact was within +/-5° of horizontal.
None of the impacts penetrated the specimens.
"X" measurement is from the left edge of test specimen.
"Y" measurement is from the bottom edge of test specimen.

TAS 201 and 203– Fatigue Load Cycling Design Pressure +55.0 psf / - 50.0 psf

Positive % of Test Load	Positive Pressure Range (psf)	Number Of Cycles	Average Cycle Time (Sec)
20% to 50%	11.0 to 27.5	3500	1.47
0% to 60%	0.0 to 33.0	300	1.27
50% to 80%	27.5 to 44.0	600	1.88
30% to 100%*	16.5 to 55.0	100	2.32
Negative % of Test Load	Negative Pressure Range (psf)	Number Of Cycles	Average Cycle Time (Sec)
30% to 100%*	15.0 to 50.0	50	2.42
50% to 80%	25.0 to 40.0	1050	1.81
0% to 60%	0.0 to 30.0	50	1.91
20% to 50%	10.0 to 25.0	3350	1.43

*Active Panel deflected 1.75" from original plane at 100% Positive load and 2.50" from original plane at 100% Negative load. At the completion of cycles the door panel was operable. There were no tears in the film. In our opinion, the tape and film used to seal for air leakage did not influence the results of the test.

James Hayhurst, Test Technician

IMPACT AND CYCLING TESTS (TAS 201/203)

Specimen 1 ALT-C – 201.00" x 120.00" – Outswing Double Door with (2) Sash Sidelites – Welded Astragal Bolt – OXXO

TAS 201 and 203 – Large Missile Impact (2 x 4 Southern Yellow Pine)

Cond. Temp Of Specimen	Missile Level	Missile Weight	Missile Length	Muzzle Distance From Specimen
74°F	D	9.0 lbs, 1 oz.	8'-1/2"	17'0"

Impact Location	Results	X - Measurement	Y - Measurement	Speed
1	Pass	48.00"	108.00"	49.8 fps
2	Pass	30.00"	60.00"	50.2 fps
3	Pass	61.00"	60.00"	49.9 fps
4	Pass	81.00"	3.00"	50.0 fps
5	Pass	101.00"	60.00"	50.0 fps
6	Pass	128.00"	108.00"	49.9 fps
7	Pass	120.50"	60.00"	49.8 fps

Orientation of Missile at Impact was within +/-5° of horizontal.
None of the impacts penetrated the specimens.
"X" measurement is from the left edge of test specimen.
"Y" measurement is from the bottom edge of test specimen.

TAS 201 and 203– Fatigue Load Cycling Design Pressure +55.0 psf / - 50.0 psf

Positive % of Test Load	Positive Pressure Range (psf)	Number Of Cycles	Average Cycle Time (Sec)
20% to 50%	11.0 to 27.5	3500	1.88
0% to 60%	0.0 to 33.0	300	2.23
50% to 80%	27.5 to 44.0	600	1.60
30% to 100%*	16.5 to 55.0	100	2.40
Negative % of Test Load	Negative Pressure Range (psf)	Number Of Cycles	Average Cycle Time (Sec)
30% to 100%*	15.0 to 50.0	50	1.79
50% to 80%	25.0 to 40.0	1050	1.19
0% to 60%	0.0 to 30.0	50	1.98
20% to 50%	10.0 to 25.0	3350	1.13

*Active Panel deflected 2.00" from original plane at 100% Positive load and 2.00" from original plane at 100% Negative load. At the completion of cycles the door panel was operable. There were no tears in the film. In our opinion, the tape and film used to seal for air leakage did not influence the results of the test.

James Hayhurst, Test Technician

IMPACT AND CYCLING TESTS (TAS 201/203)

Specimen 2a – 201.00" x 120.00" – Inswing Double Door with (2) Sash Sidelites – Standard Astragal Bolt – OXXO

TAS 201 and 203 – Large Missile Impact (2 x 4 Southern Yellow Pine)

Cond. Temp Of Specimen	Missile Level	Missile Weight	Missile Length	Muzzle Distance From Specimen
74°F	D	9.0 lbs, 1 oz.	8'-1/2"	17'0"

Impact Location	Results	X - Measurement	Y - Measurement	Speed
1	Pass	12.00"	10.00"	49.9 fps
2	Pass	30.00"	60.00"	49.8 fps
3	Pass	61.00"	60.00"	50.2 fps
4	Pass	81.00"	3.00"	50.0 fps
5	Pass	101.00"	60.00"	50.0 fps
6	Pass	112.00"	12.00"	49.9 fps
7	Pass	120.50"	60.00"	50.1 fps

Orientation of Missile at Impact was within +/-5° of horizontal.
None of the impacts penetrated the specimens.
"X" measurement is from the left edge of test specimen.
"Y" measurement is from the bottom edge of test specimen.

TAS 201 and 203– Fatigue Load Cycling Design Pressure +50.0 psf / - 55.0 psf

Positive % of Test Load	Positive Pressure Range (psf)	Number Of Cycles	Average Cycle Time (Sec)
20% to 50%	10.0 to 25.0	3500	1.54
0% to 60%	0.0 to 30.0	300	1.81
50% to 80%	25.0 to 40.0	600	1.55
30% to 100%*	15.0 to 50.0	100	2.67
Negative % of Test Load	Negative Pressure Range (psf)	Number Of Cycles	Average Cycle Time (Sec)
30% to 100%*	16.5 to 55.0	50	2.12
50% to 80%	27.5 to 44.0	1050	1.52
0% to 60%	0.0 to 33.0	50	1.58
20% to 50%	11.0 to 27.5	3350	1.26

*Active Panel deflected 2.75" from original plane at 100% Positive load and 2.25" from original plane at 100% Negative load. At the completion of cycles the door panel was operable. There were no tears in the film. In our opinion, the tape and film used to seal for air leakage did not influence the results of the test.

James Hayhurst, Test Technician

IMPACT AND CYCLING TESTS (TAS 201/203)

Specimen 2 ALT – A – 201.00" x 120.00" – Inswing Double Door with (2) Sash Sidelites – Welded Astragal Bolt – OXXO

TAS 201 and 203 – Large Missile Impact (2 x 4 Southern Yellow Pine)

Cond. Temp Of Specimen	Missile Level	Missile Weight	Missile Length	Muzzle Distance From Specimen
74°F	D	9.0 lbs, 1 oz.	8'-1/2"	17'0"

Impact Location	Results	X - Measurement	Y - Measurement	Speed
1	Pass	11.75"	10.00"	50.2 fps
2	Pass	30.00"	60.00"	49.8 fps
3	Pass	61.00"	60.00"	49.8 fps
4	Pass	81.00"	3.00"	49.9 fps
5	Pass	101.00"	60.00"	49.9 fps
6	Pass	112.00"	11.50"	49.9 fps
7	Pass	120.50"	60.00"	50.0 fps

Orientation of Missile at Impact was within +/-5° of horizontal.
None of the impacts penetrated the specimens.
"X" measurement is from the left edge of test specimen.
"Y" measurement is from the bottom edge of test specimen.

TAS 201 and 203– Fatigue Load Cycling Design Pressure +55.0 psf / - 60.0 psf

Positive % of Test Load	Positive Pressure Range (psf)	Number Of Cycles	Average Cycle Time (Sec)
20% to 50%	11.0 to 27.5	3500	1.84
0% to 60%	0.0 to 33.0	300	1.81
50% to 80%	27.5 to 44.0	600	1.54
30% to 100%*	16.5 to 55.0	100	2.25
Negative % of Test Load	Negative Pressure Range (psf)	Number Of Cycles	Average Cycle Time (Sec)
30% to 100%*	18.0 to 60.0	50	2.01
50% to 80%	30.0 to 48.0	1050	1.76
0% to 60%	0.0 to 36.0	50	1.63
20% to 50%	12.0 to 30.0	3350	1.34

*Active Panel deflected 2.25" from original plane at 100% Positive load and 2.50" from original plane at 100% Negative load. At the completion of cycles the door panel was operable. There were no tears in the film. In our opinion, the tape and film used to seal for air leakage did not influence the results of the test.

James Hayhurst, Test Technician

Conditions, Terms, and General Notes Regarding These Tests

The product tested **Has Been** compared to the detailed drawing, bill of materials and fabrication information supplied by the client so named herein. Our analysis, which includes dimensional and component description comparisons, indicate the tested product and engineering information supplied by the client "**Are Equivalent**". The report and representative samples will be retained for four years from the date of initial test.

These test results were obtained by employing all requirements of the designated test methods with no Deviations unless explicitly noted in test report. The test results and specimen supplied for testing are in compliance with the reference.

The test results are specific to the product tested by this laboratory and of the sample supplied by the client named herein, and they relate to no other product either manufactured by the client, a fabricator of the client or of the client or of installed field performance.

This test report does not constitute certification of this product, but only that the above test results were obtained using the designated test methods and they indicate compliance with the performance requirements (paragraphs as listed) of the above referenced specifications.


Testing Evaluation Laboratories, Inc. makes no opinions or endorsements regarding this product and its performance. This report may not be reproduced or quoted in partial form without the expressed written approval of Testing Evaluation Laboratories, Inc.

Testing Evaluation Laboratories, Inc.'s letter, reports, its name or insignia or mark are for the exclusive use of the client so named herein and any other use is strictly prohibited. The report, letters and the name of Testing Evaluation Laboratories, Inc., its seal or mark shall not be used in any circumstance to the general public or in any advertising.

Limitation of liability: Due diligence was used in performing the tests and reporting the results. By acceptance of this report, this client agrees to hold harmless and indemnify Testing Evaluation Laboratories, Inc., its employees, sub-contractors, officers and owners against all claims and demands of any kind whatsoever, which arise out of or in any manner connected with the performance of work referred to herein.

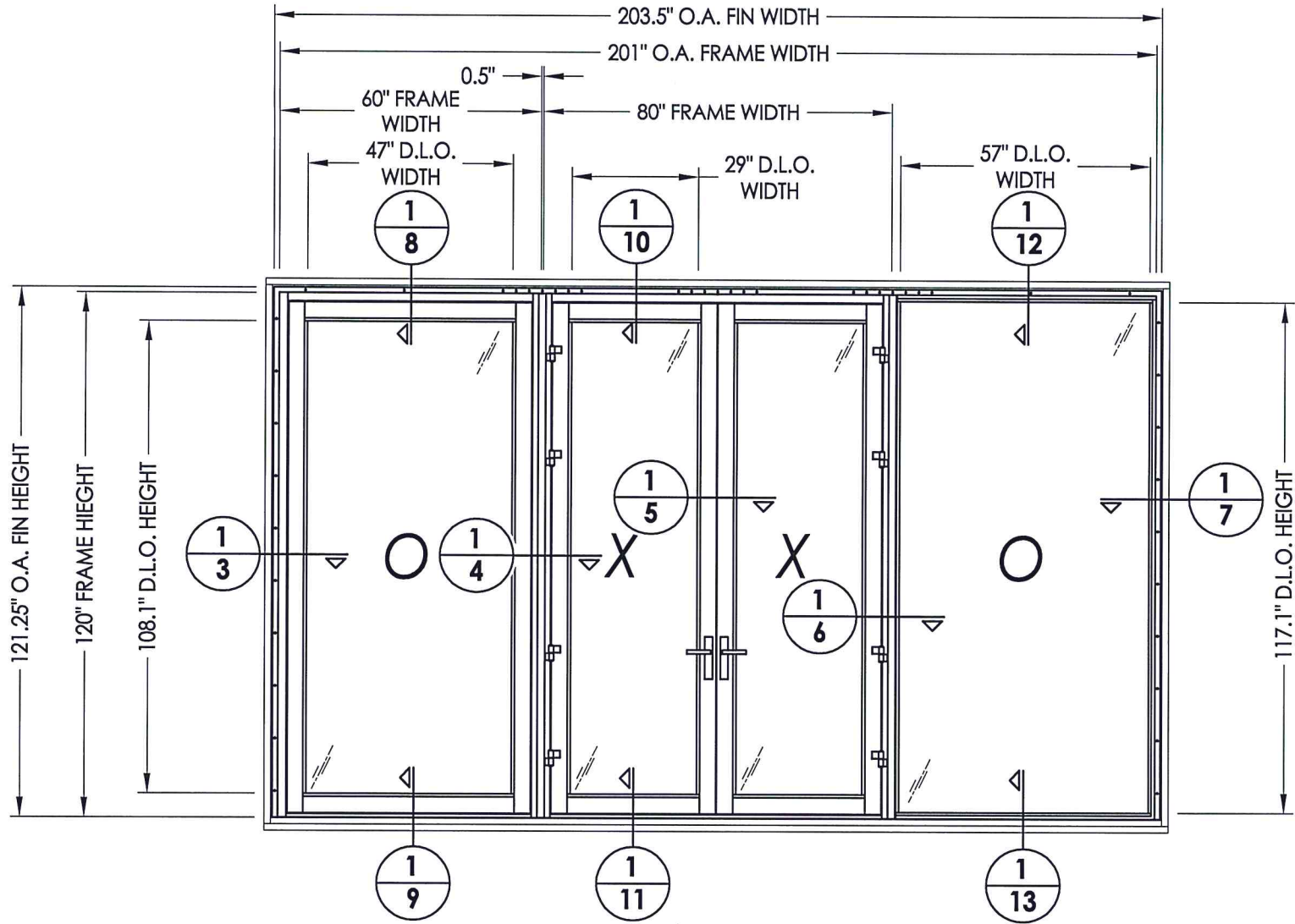
Testing Evaluation Laboratories, Inc.


Vivian K. Wright,
President


William B. Shelton, P.E.
Florida P.E. # 26636

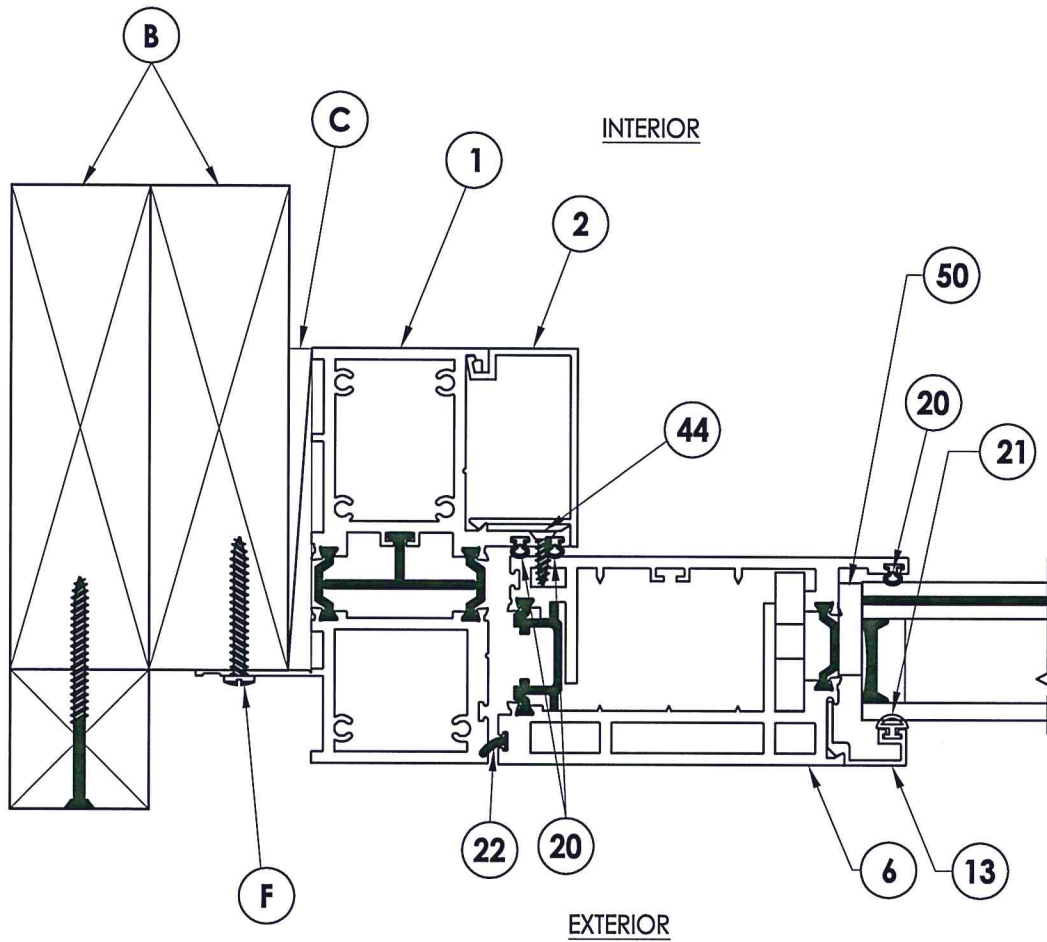
Revision Log

Rev No.	Date	Page(s)	Revision(s)
0	6/26/2015	NA	Original Report Issue



Testing Evaluation Laboratories Inc.
 Specimen Complies with Drawing
 Deviations Noted - TEL# 01991315
 Date 6/26/15 Verified by [Signature]

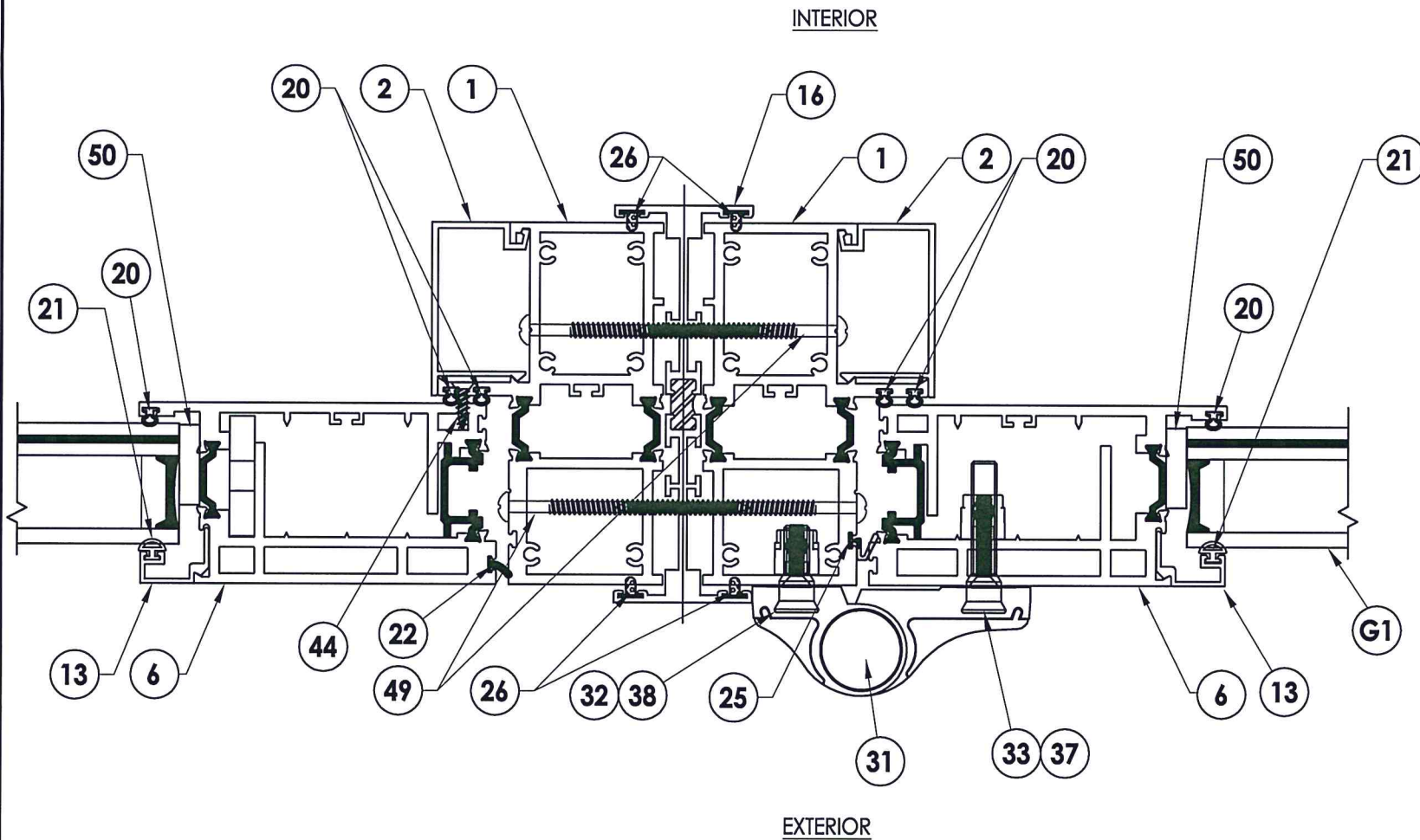
PRODUCT: FLEETWOOD SPEC. 1, 1a		PART OR ASSEMBLY: TEST ELEVATIONS	
NO.	DATE	REVISIONS	BY
RW BUILDING CONSULTANTS, INC. 813.659.9197			
DATE: 4/2/15			
SCALE: N.T.S.			
DWG. BY: JK			
CHK. BY: LFS			
DRAWING NO.: L-7347			
SHEET 2 OF 18			



1
3 HORIZONTAL CROSS SECTION

Testing Evaluation Laboratories Inc.
 Specimen Complies with Drawing
 Deviations Noted - TEL# 01991315
 Date 6/26/15 Verified by gjs

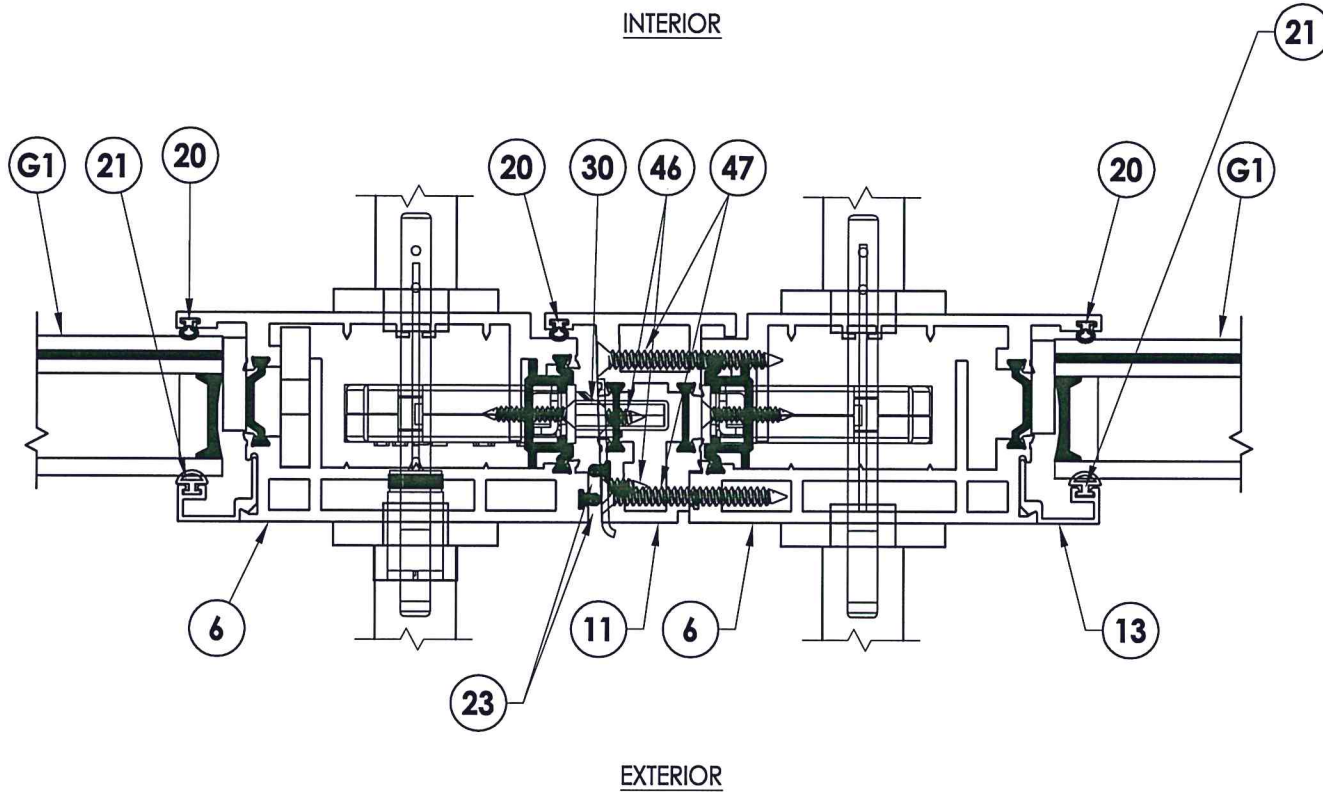
PRODUCT:		FLEETWOOD SPEC. 1, 1a	
PART OR ASSEMBLY:		HORIZONTAL CROSS SECTIONS	
NO.	DATE	REVISIONS	BY
DATE:		4/2/15	
SCALE:		N.T.S.	
DWG. BY:		JK	
CHK. BY:		LFS	
DRAWING NO.:		L-7347	
SHEET		3 of 18	



1 **HORIZONTAL CROSS SECTION**
4


Testing Evaluation Laboratories Inc.
Specimen Complies with Drawing
Deviations Noted - TEL# 01991315
Date 6/26/15 Verified by gfw

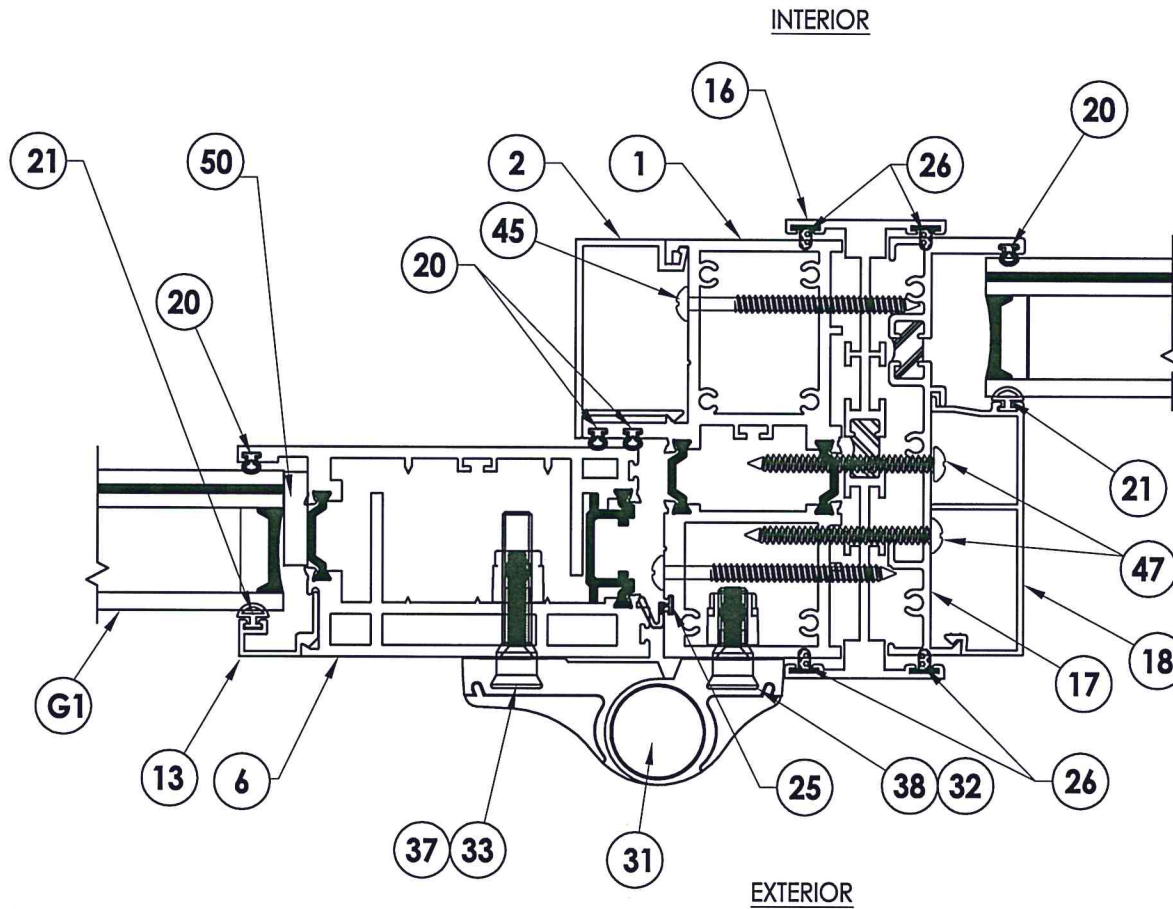
PRODUCT: FLEETWOOD SPEC. 1, 1a		PART OR ASSEMBLY: HORIZONTAL CROSS SECTIONS	
NO.	DATE	REVISIONS	BY
 RW BUILDING CONSULTANTS, INC. 813.659.9197			
DATE: 4/2/15			
SCALE: N.T.S.			
DWG. BY: JK			
CHK. BY: LFS			
DRAWING NO.: L-7347			
SHEET 4 OF 18			



1
5 **HORIZONTAL CROSS SECTION**


Testing Evaluation Laboratories Inc.
 Specimen Complies with Drawing
 Deviations Noted - TEL# 01991315
 Date 6/26/15 Verified by ju

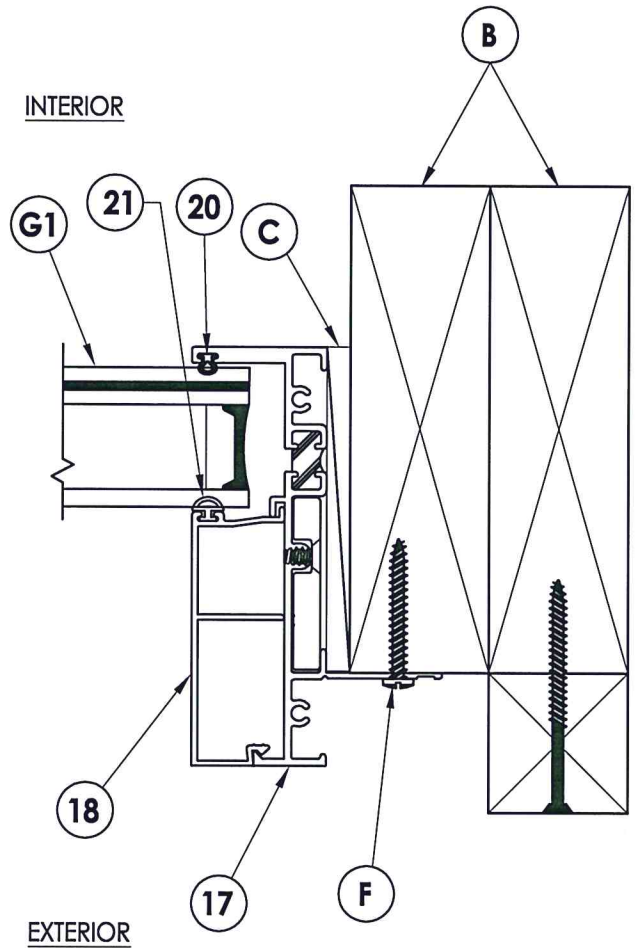
PRODUCT:		FLEETWOOD SPEC. 1, 1a	
PART OR ASSEMBLY:		HORIZONTAL CROSS SECTIONS	
NO.	DATE	REVISIONS	BY
			
DATE: 4/2/15			
SCALE: N.T.S.			
DWG. BY: JK			
CHK. BY: LFS			
DRAWING NO.:			
L-7347			
SHEET 5 OF 18			



1
6 **HORIZONTAL CROSS SECTION**

Testing Evaluation Laboratories Inc.
 Specimen Complies with Drawing
 Deviations Noted - TEL# 01991315
 Date 6/26/15 Verified by gw

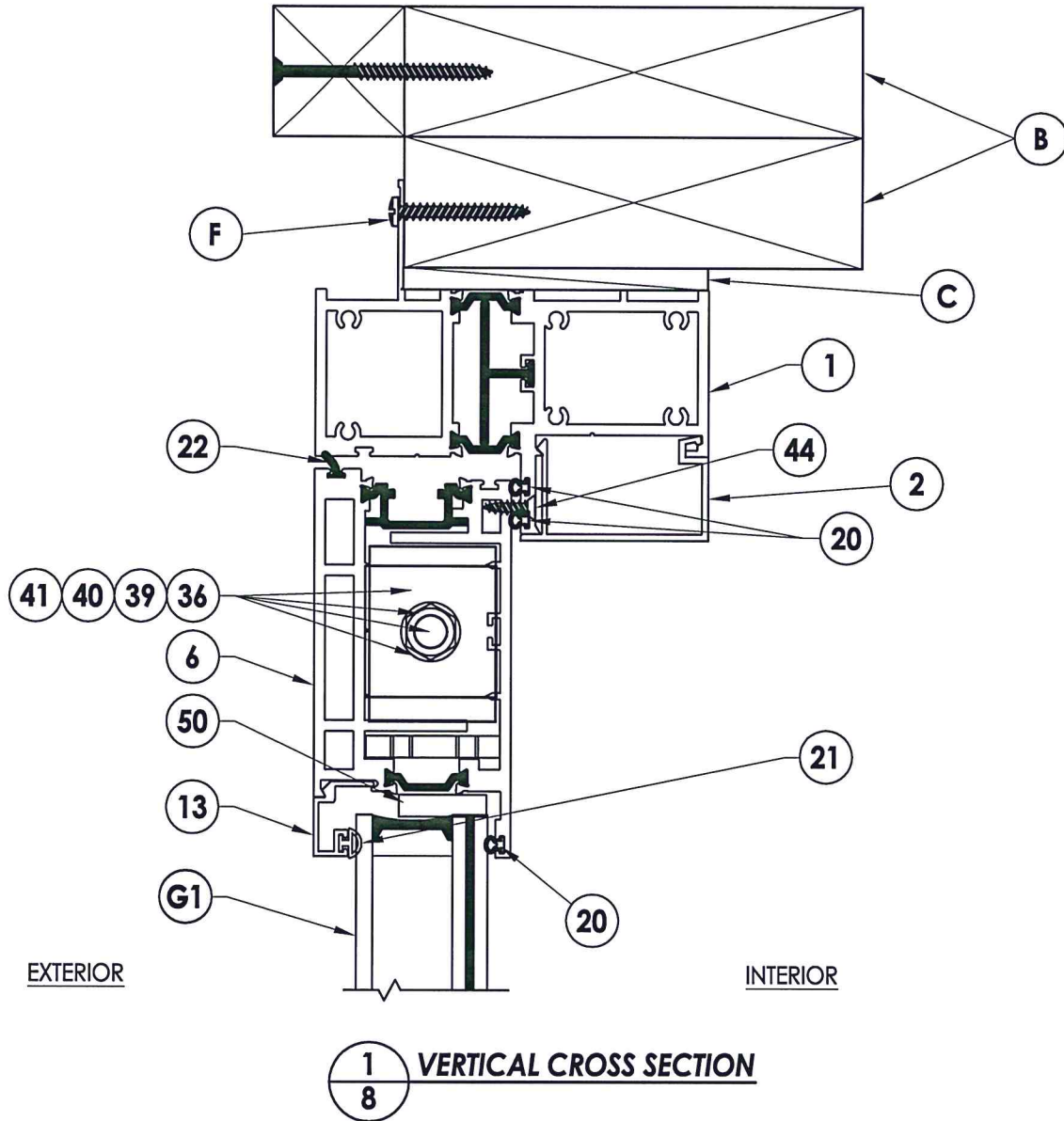
PRODUCT:		FLEETWOOD SPEC. 1, 1a	
PART OR ASSEMBLY:		HORIZONTAL CROSS SECTIONS	
NO.	DATE	BY	REVISIONS
			
DATE: 4/2/15			
SCALE: N.T.S.			
DWG. BY: JK			
CHK. BY: LFS			
DRAWING NO.:			
L-7347			
SHEET <u>6</u> OF <u>18</u>			



1
7 HORIZONTAL CROSS SECTION

Testing Evaluation Laboratories Inc.
 Specimen Complies with Drawing
 Deviations Noted - TEL# 01991315
 Date 6/26/15 Verified by *gpd*

PRODUCT:		FLEETWOOD SPEC. 1, 1a	
PART OR ASSEMBLY:		HORIZONTAL CROSS SECTIONS	
NO.	DATE	REVISIONS	BY
DATE: 4/2/15			
SCALE: N.T.S.			
DWG. BY: JK			
CHK. BY: LFS			
DRAWING NO.:			
L-7347			
SHEET 7 OF 18			

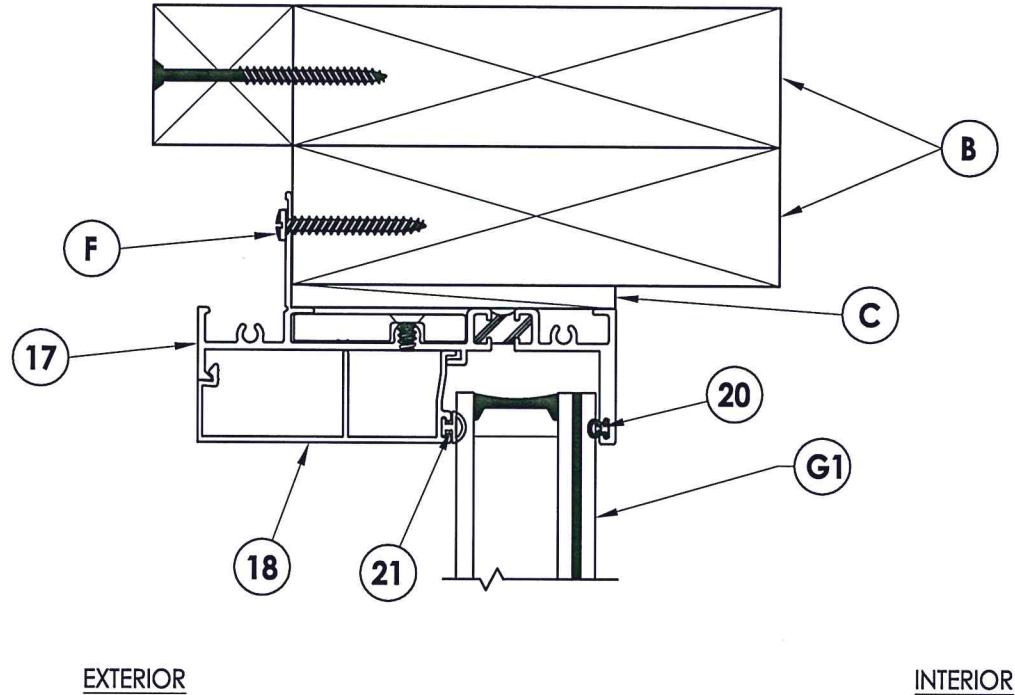


1
8 **VERTICAL CROSS SECTION**

Testing Evaluation Laboratories Inc.
 Specimen Complies with Drawing
 Deviations Noted - TEL# 01991315
 Date 6/26/15 Verified by gw

PRODUCT:		FLEETWOOD SPEC. 1, 1a	
PART OR ASSEMBLY:		VERTICAL CROSS SECTIONS	
NO.	DATE	REVISIONS	BY
DATE:		4/2/15	
SCALE:		N.T.S.	
DWG. BY:		JK	
CHK. BY:		LFS	
DRAWING NO.:		L-7347	
SHEET		8 OF 18	

Testing Evaluation Laboratories Inc.
 Specimen Complies with Drawing
 Deviations Noted - TEL# 01991315
 Date 6/26/15 Verified by gd



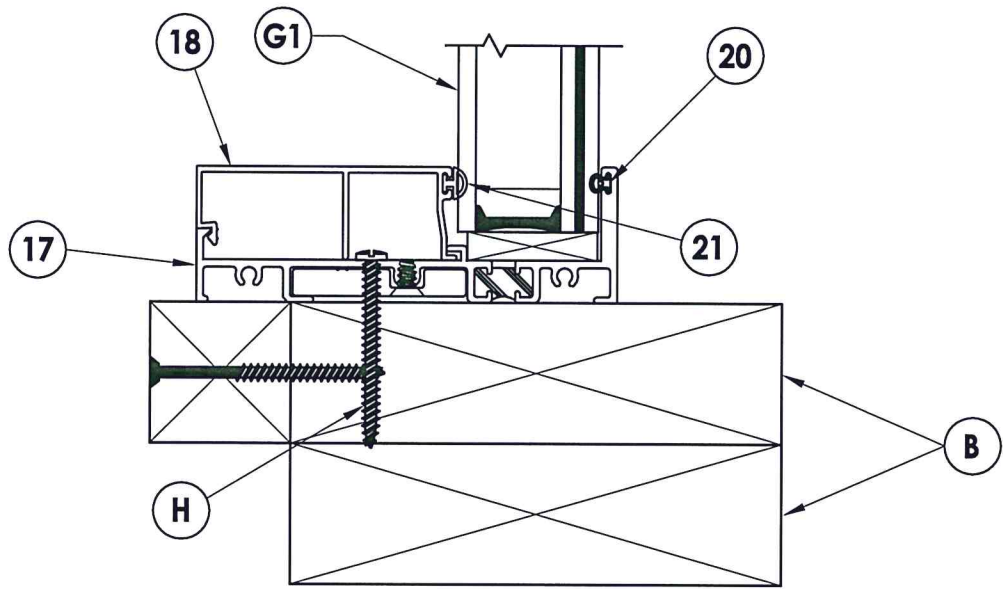
1
12 **VERTICAL CROSS SECTION**

PRODUCT:		FLEETWOOD SPEC. 1, 1a	
PART OR ASSEMBLY:		VERTICAL CROSS SECTIONS	
NO.	DATE	BY	REVISIONS
DATE: 4/2/15			
SCALE: N.T.S.			
DWG. BY: JK			
CHK. BY: LFS			
DRAWING NO.: L-7347			
SHEET 12 OF 18			

Testing Evaluation Laboratories Inc.
 Specimen Complies with Drawing
 Deviations Noted - TEL# 01991315
 Date 6/26/15 Verified by gpd

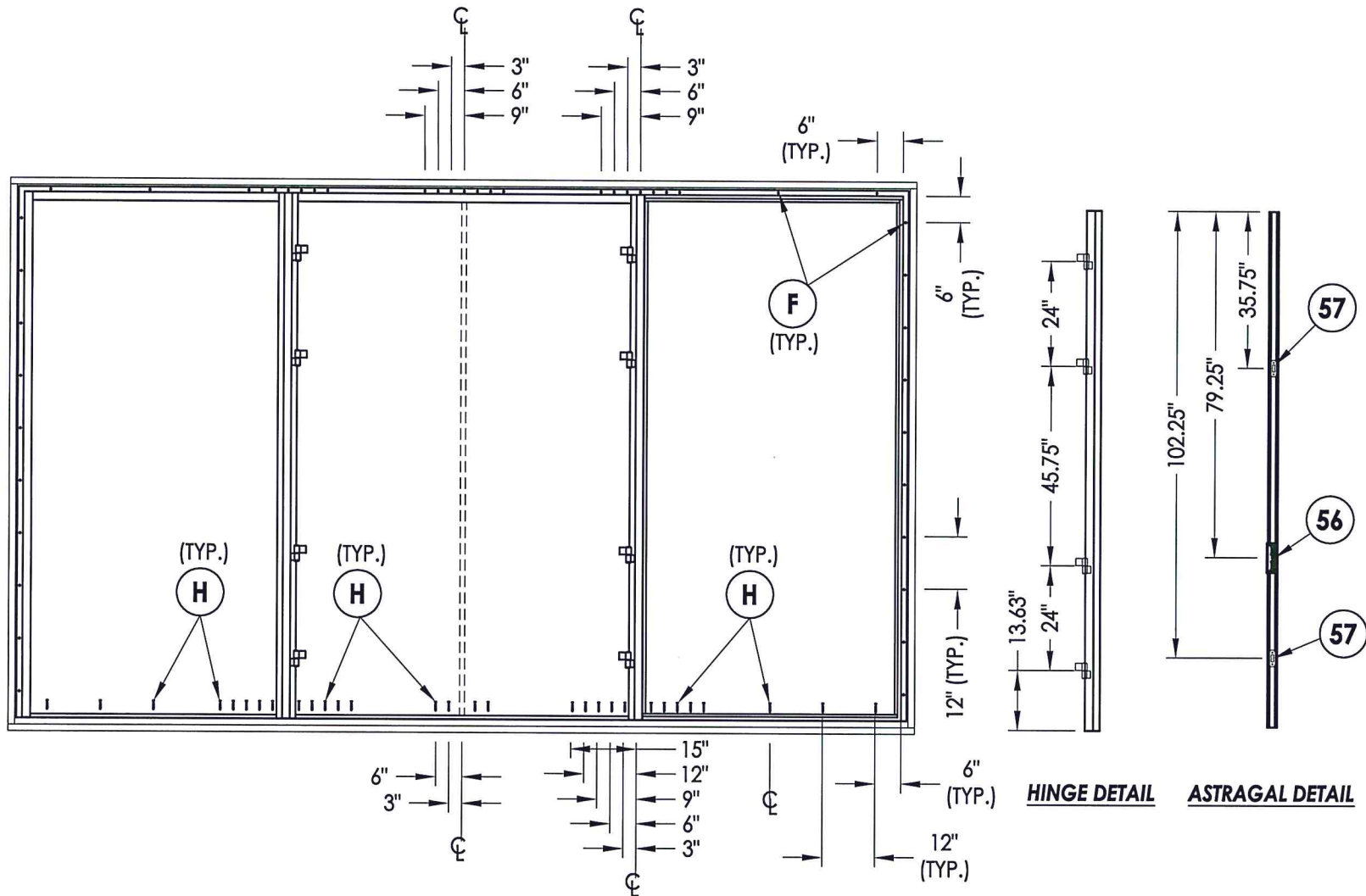
EXTERIOR

INTERIOR

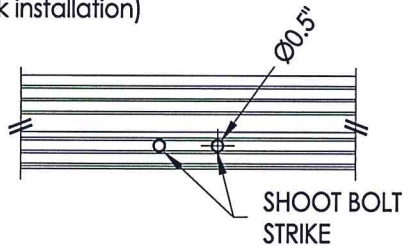


1
13 **VERTICAL CROSS SECTION**

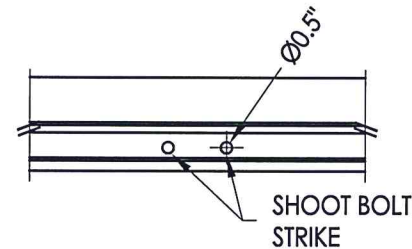
PRODUCT:		FLEETWOOD SPEC. 1, 1a	
PART OR ASSEMBLY:		VERTICAL CROSS SECTIONS	
NO.	DATE	REVISIONS	BY
RW BUILDING CONSULTANTS, INC. 813.659.9197			
DATE: 4/2/15			
SCALE: N.T.S.			
DWG. BY: JK			
CHK. BY: LFS			
DRAWING NO.:			
L-7347			
SHEET 13 OF 18			



FRAME ANCHORING
(2X buck installation)



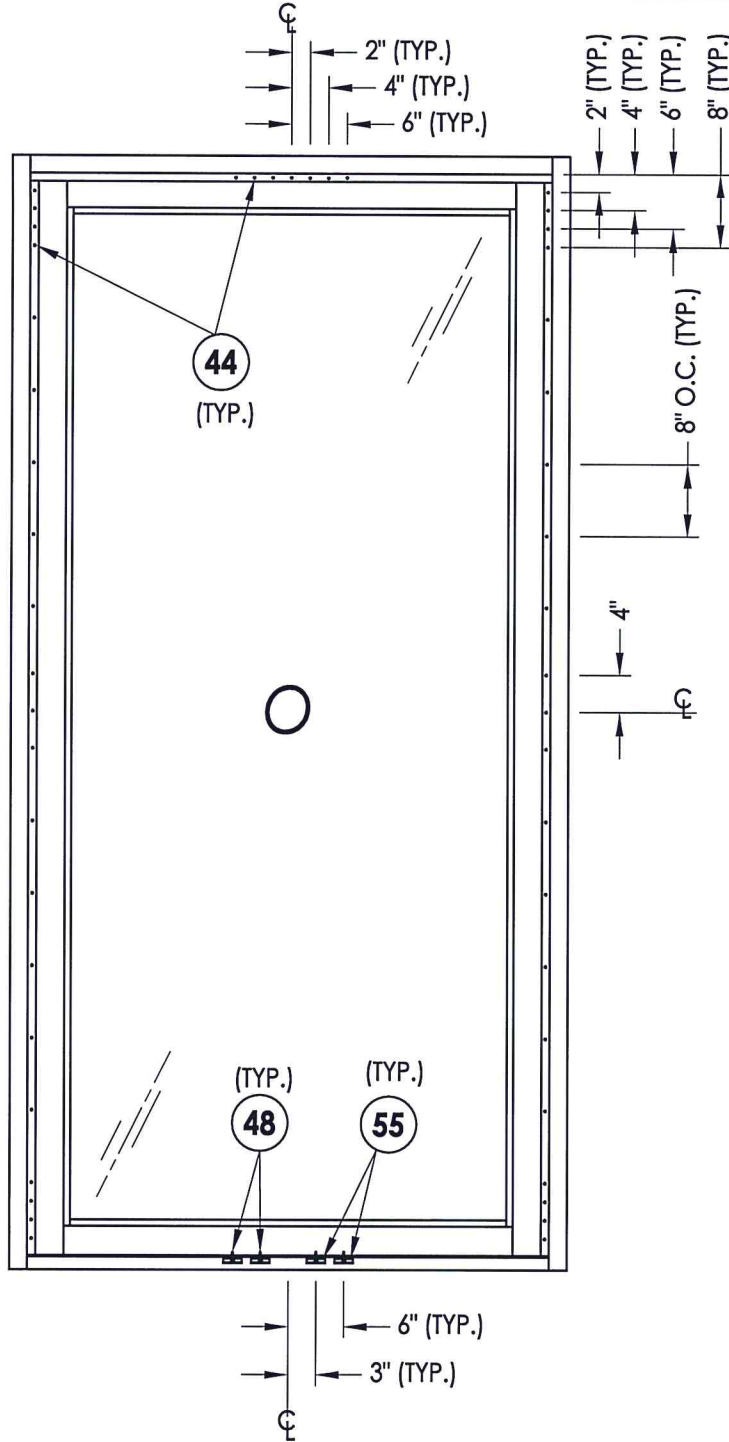
DETAIL 2



DETAIL 1

Testing Evaluation Laboratories Inc.
Specimen Complies with Drawing
Deviations Noted - TEL# 01991315
Date 6/26/15 Verified by *gjs*

PRODUCT: FLEETWOOD SPEC. 1, 1a		PART OR ASSEMBLY: FRAME ANCHORING	
NO.	DATE	REVISIONS	BY
DATE: 4/2/15			
SCALE: N.T.S.			
DWG. BY: JK			
CHK. BY: LFS			
DRAWING NO.: L-7347			
SHEET 14 OF 18			



Testing Evaluation Laboratories Inc.
 Specimen Complies with Drawing
 Deviations Noted - TEL# 01991315
 Date 6/26/15 Verified by gd

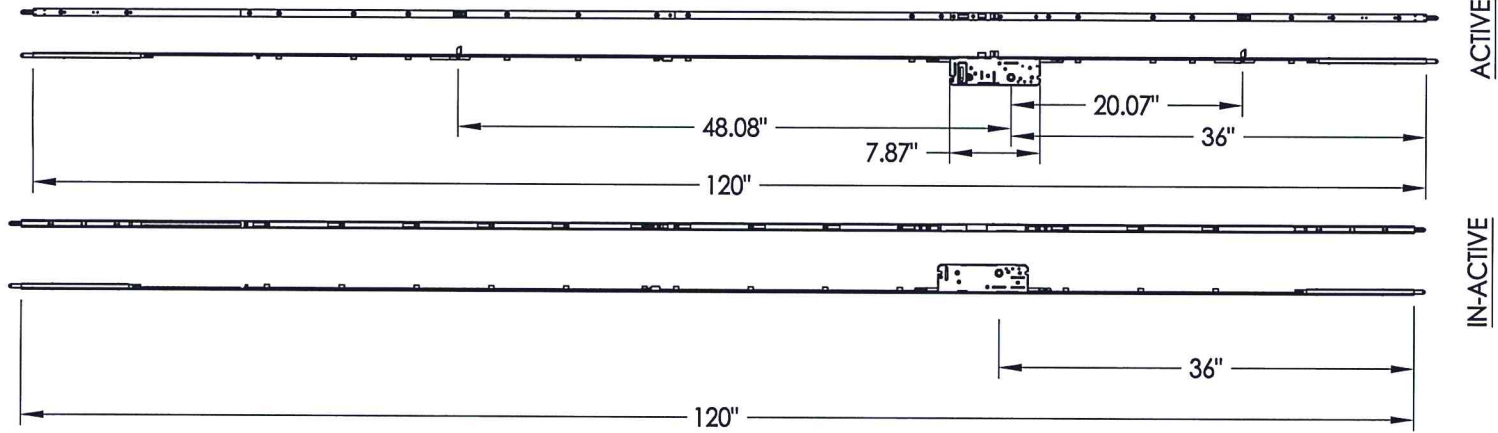
PRODUCT: FLEETWOOD SPEC. 1, 1a

PART OR ASSEMBLY: SIDELITE PANEL DETAIL

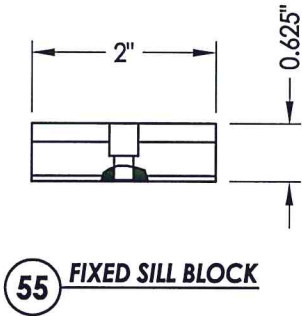
NO.	DATE	BY	REVISIONS

RW BUILDING CONSULTANTS, INC.
 813.659.9197

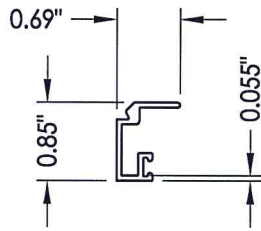
DATE: 4/2/15
 SCALE: N.T.S.
 DWG. BY: JK
 CHK. BY: LFS
 DRAWING NO.: L-7347
 SHEET 15 OF 18



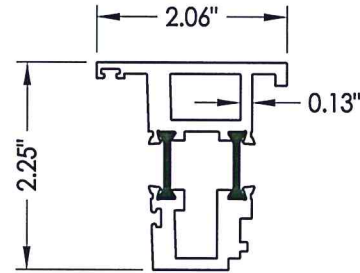
30 MULTI-POINT LOCK
TRUTH



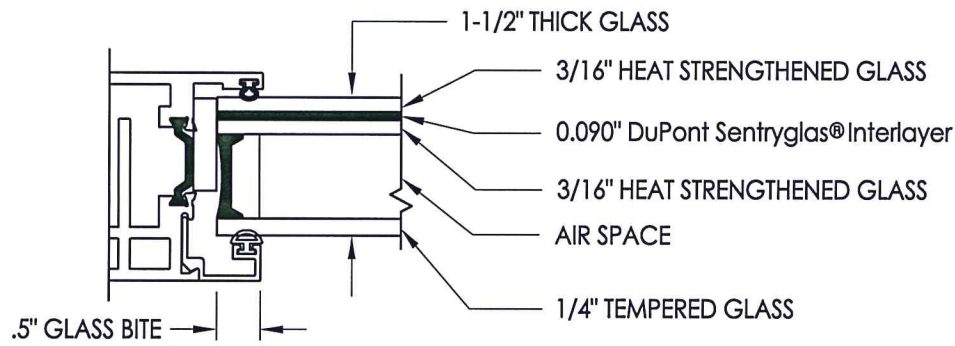
55 FIXED SILL BLOCK



13 1.5" GLASS STOP



11 ASTRAGAL



G1 GLAZING DETAIL

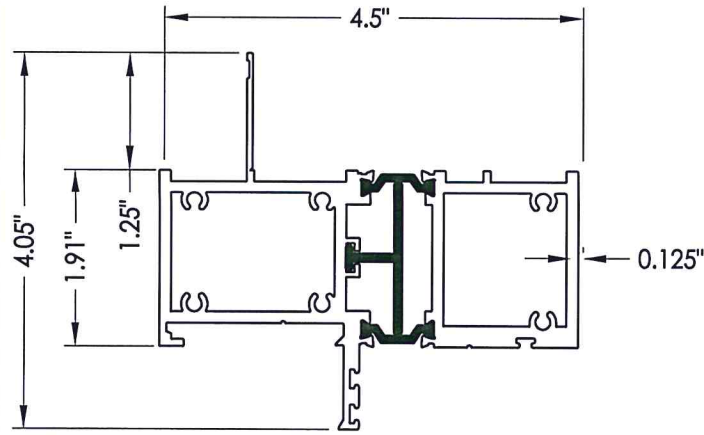
Testing Evaluation Laboratories Inc.
Specimen Complies with Drawing
Deviations Noted - TEL# 01991315
Date 6/26/15 Verified by *gws*

IN-ACTIVE

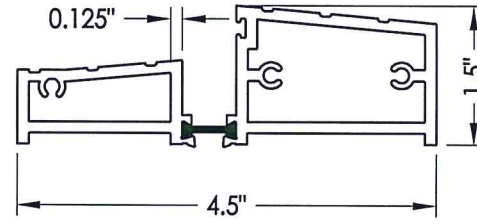
ACTIVE

PRODUCT:		FLEETWOOD SPEC. 1, 1a	
PART OR ASSEMBLY:		COMPONENTS AND GLAZING DETAIL	
NO.	DATE	REVISIONS	BY
DATE:		4/2/15	
SCALE:		N.T.S.	
DWG. BY:		JK	
CHK. BY:		LFS	
DRAWING NO.:		L-7347	
SHEET		16 OF 18	

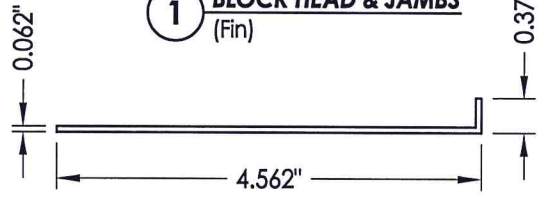
Testing Evaluation Laboratories Inc.
 Specimen Complies with Drawing
 Deviations Noted - TEL# 01991315
 Date 6/26/15 Verified by gw



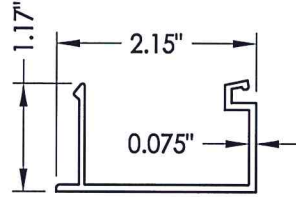
1 BLOCK HEAD & JAMBS
(Fin)



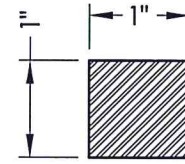
3 OUT-SWING SILL



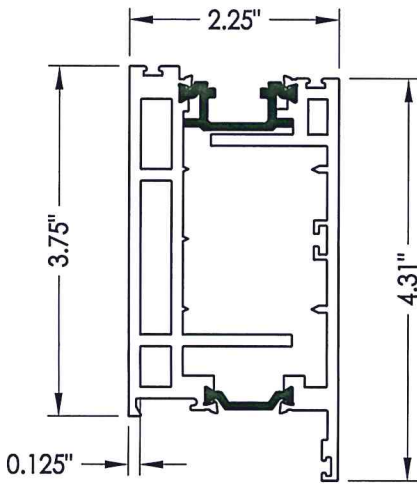
4 SILL PAN



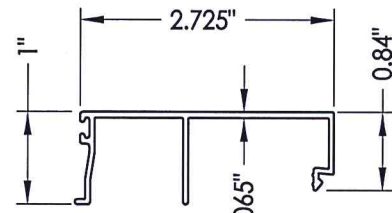
2 FRAME SNAP-IN



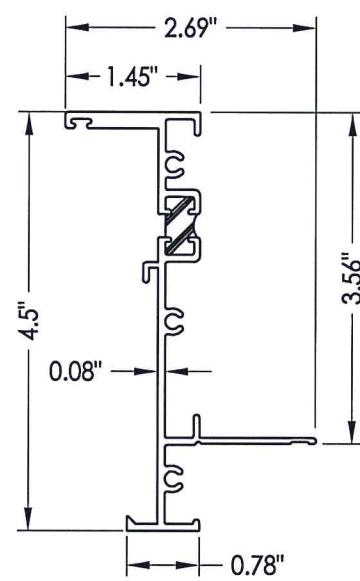
51 REINFORCEMENT
6063-T6 ALUM



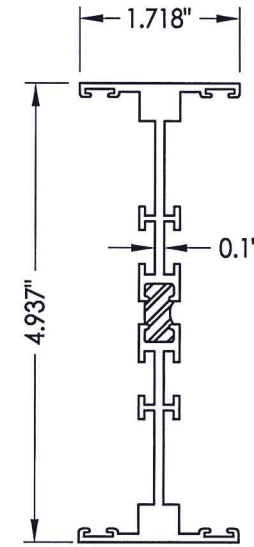
6 SASH



18 KONA 1-1/2" GLASS STOP

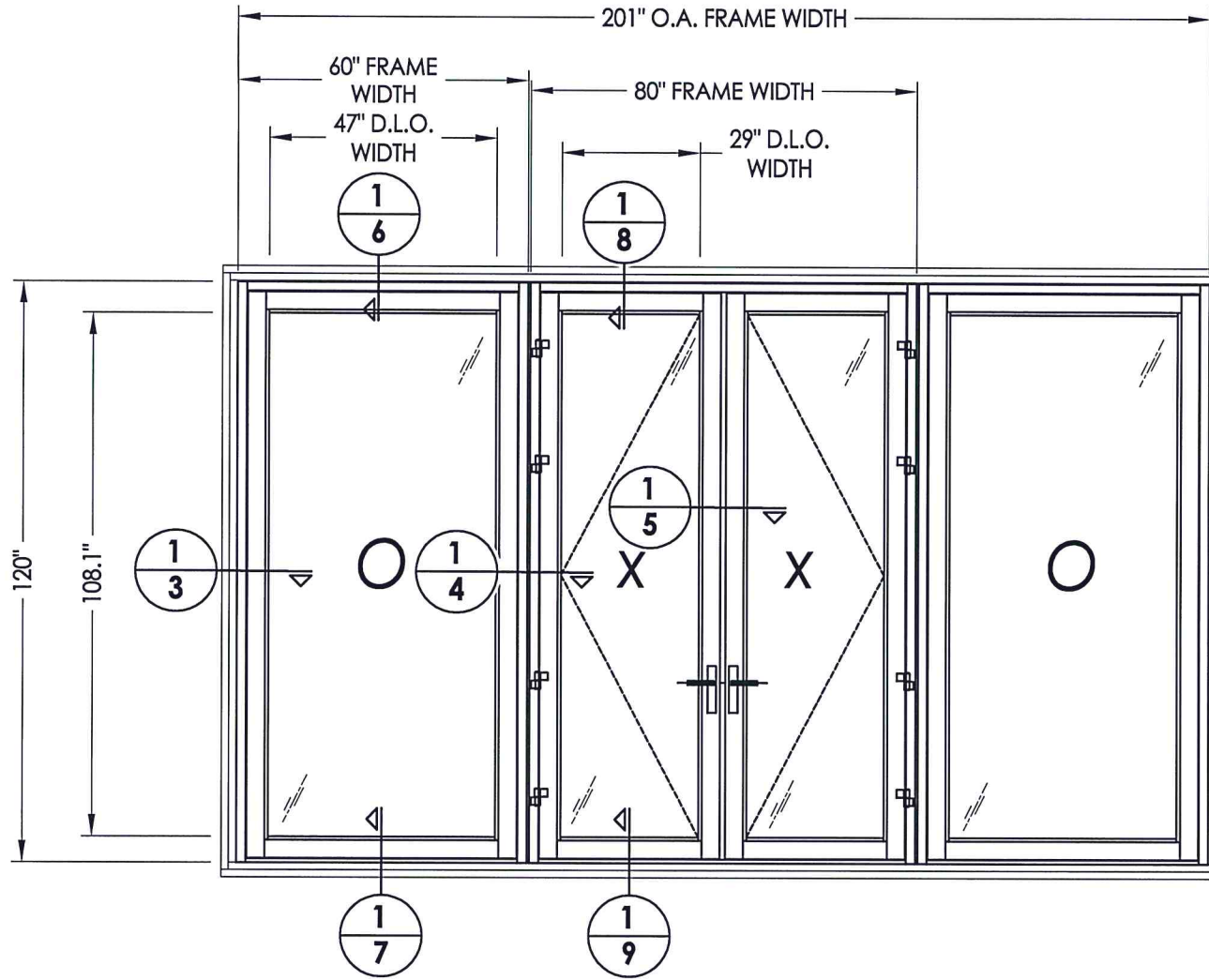


17 KONA FRAME
(Fin)



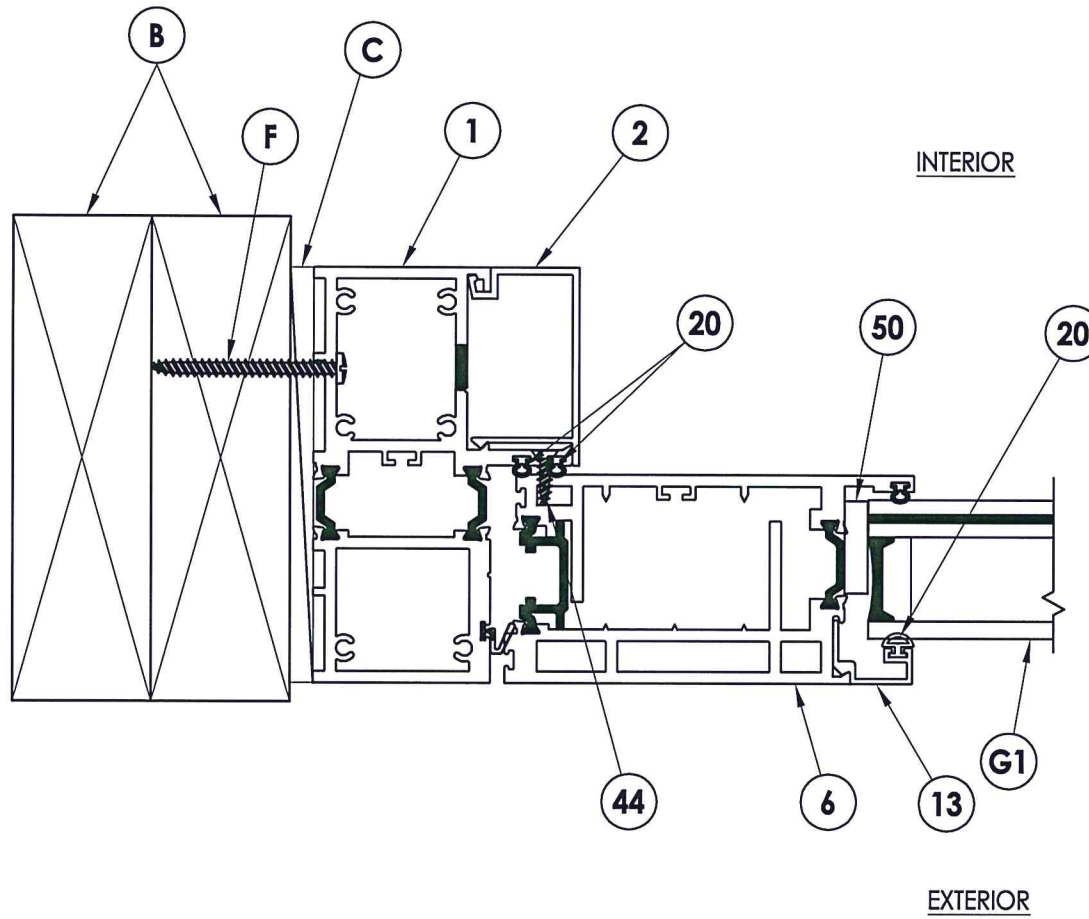
16 KONA I-MULLION

PRODUCT:		FLEETWOOD SPEC. 1, 1a	
PART OR ASSEMBLY:		COMPONENTS	
NO.	DATE	REVISIONS	BY
DATE: 4/2/15			
SCALE: N.T.S.			
DWG. BY: JK			
CHK. BY: LFS			
DRAWING NO.: L-7347			
SHEET 17 OF 18			



Testing Evaluation Laboratories Inc.
 Specimen Complies with Drawing
 Deviations Noted - TEL# 01991315
 Date 6/26/15 Verified by *gw*

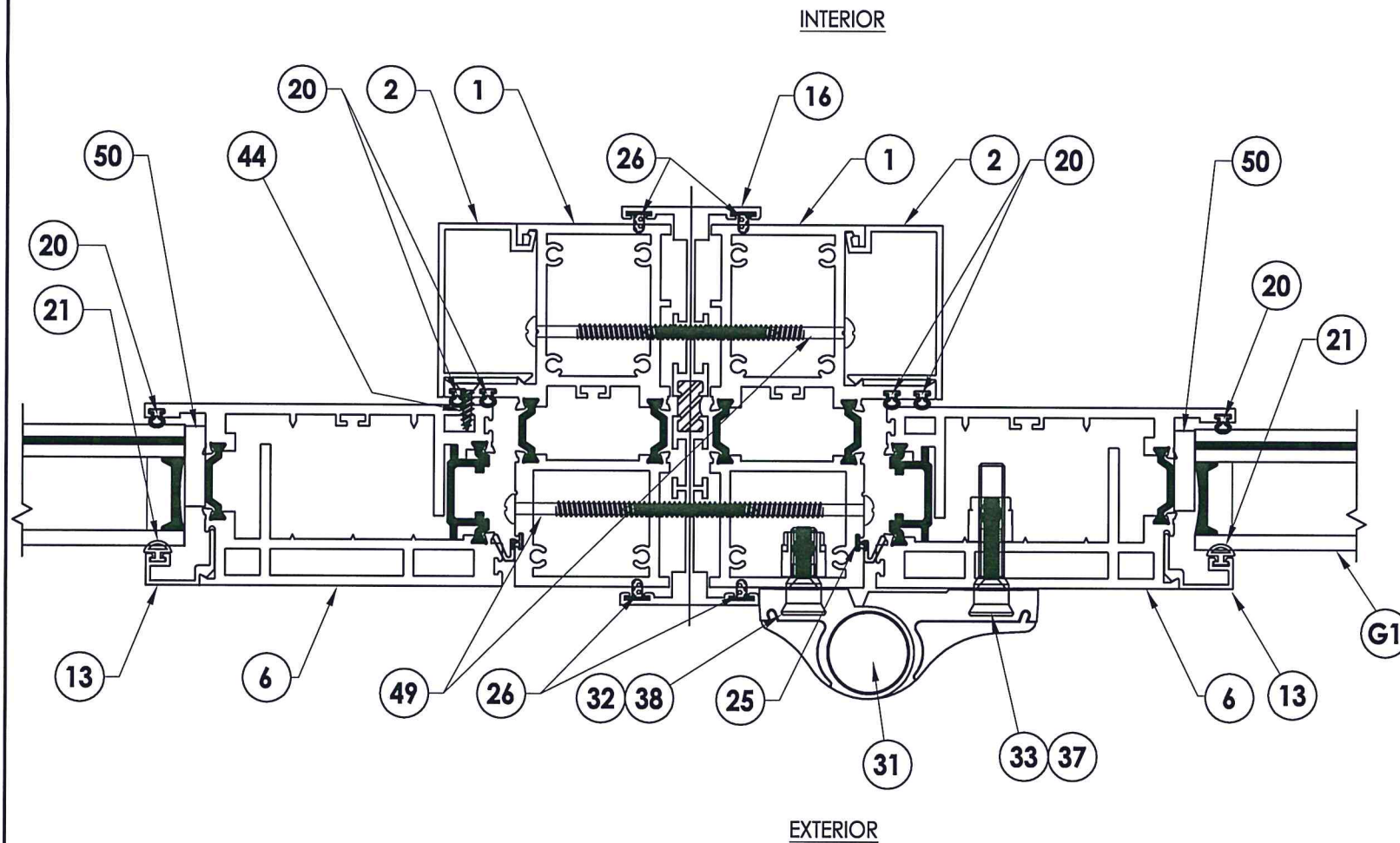
PRODUCT:		FLEETWOOD SPEC. 1ALT, 1ALT-A, B, C	
PART OR ASSEMBLY:		TEST ELEVATIONS	
NO.	DATE	REVISIONS	BY
DATE: 4/2/15			
SCALE: N.T.S.			
DWG. BY: JK			
CHK. BY: LFS			
DRAWING NO.: L-7347-A			
SHEET 2 OF 14			



1
3 HORIZONTAL CROSS SECTION

Testing Evaluation Laboratories Inc.
 Specimen Complies with Drawing
 Deviations Noted - TEL# 01991315
 Date 6/26/15 Verified by gd

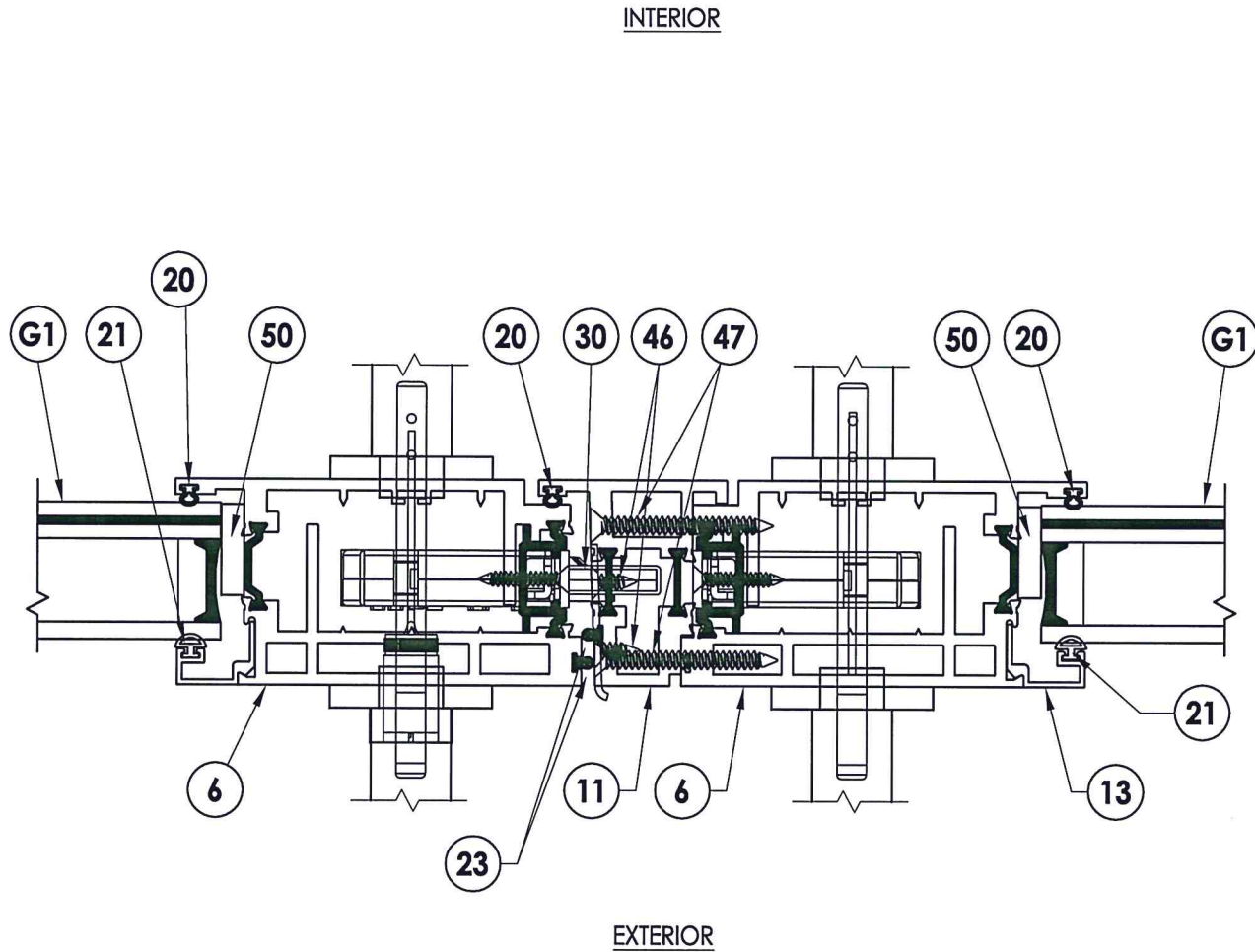
PRODUCT: FLEETWOOD SPEC. 1ALT, 1ALT-A, B, C		PART OR ASSEMBLY: HORIZONTAL CROSS SECTIONS	
NO.	DATE	REVISIONS	BY
DATE: 4/2/15			
SCALE: N.T.S.			
DWG. BY: JK			
CHK. BY: LFS			
DRAWING NO.: L-7347-A			
SHEET 3 OF 14			



1
4 HORIZONTAL CROSS SECTION

Testing Evaluation Laboratories Inc.
 Specimen Complies with Drawing
 Deviations Noted - TEL# 01991315
 Date 6/26/15 Verified by go

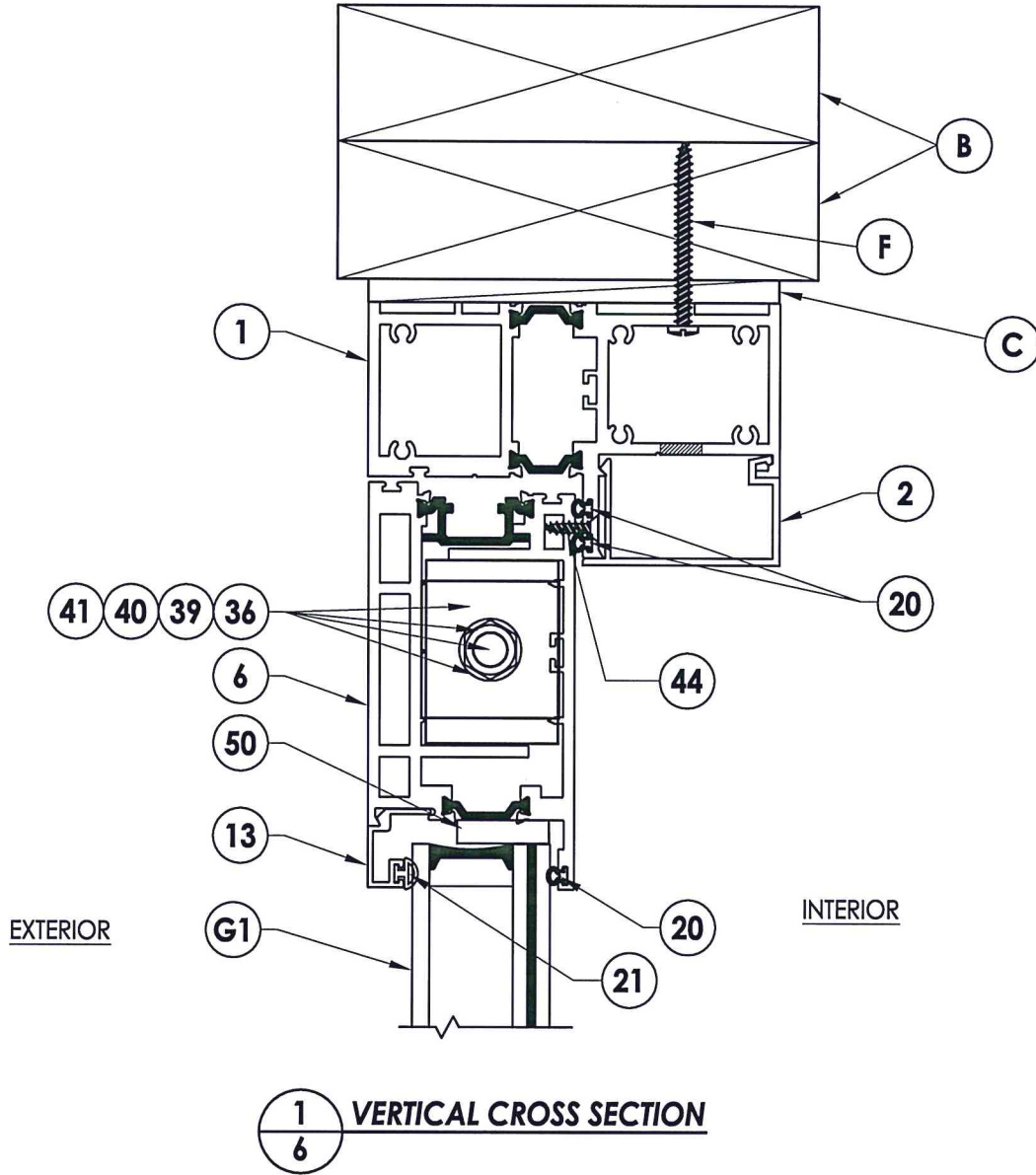
PRODUCT:		FLEETWOOD SPEC. 1ALT, 1ALT-A, B, C	
PART OR ASSEMBLY:		HORIZONTAL CROSS SECTIONS	
NO.	DATE	REVISIONS	BY
RW BUILDING CONSULTANTS, INC. 813.659.9197		DATE: 4/2/15 SCALE: N.T.S. DWG. BY: JK CHK. BY: LFS DRAWING NO.: L-7347-A SHEET 4 OF 14	



1 / **5** HORIZONTAL CROSS SECTION


Testing Evaluation Laboratories Inc.
 Specimen Complies with Drawing
 Deviations Noted - TEL# 01991315
 Date 6/26/15 Verified by gwo

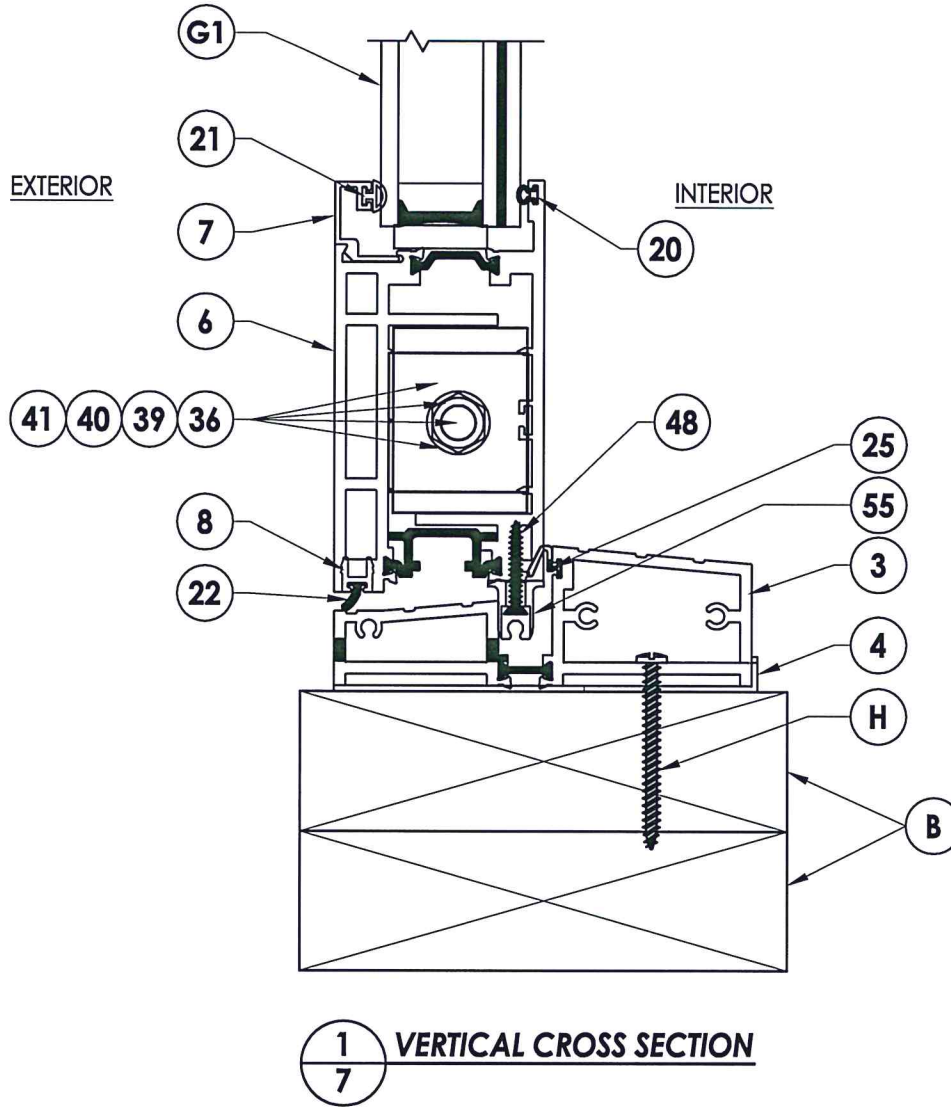
PRODUCT:		FLEETWOOD SPEC. 1ALT, 1ALT-A, B, C	
PART OR ASSEMBLY:		HORIZONTAL CROSS SECTIONS	
NO.	DATE	REVISIONS	BY
		DATE: 4/2/15 SCALE: N.T.S. DWG. BY: JK CHK. BY: LFS DRAWING NO.: L-7347-A SHEET 5 OF 14	



1
6 **VERTICAL CROSS SECTION**

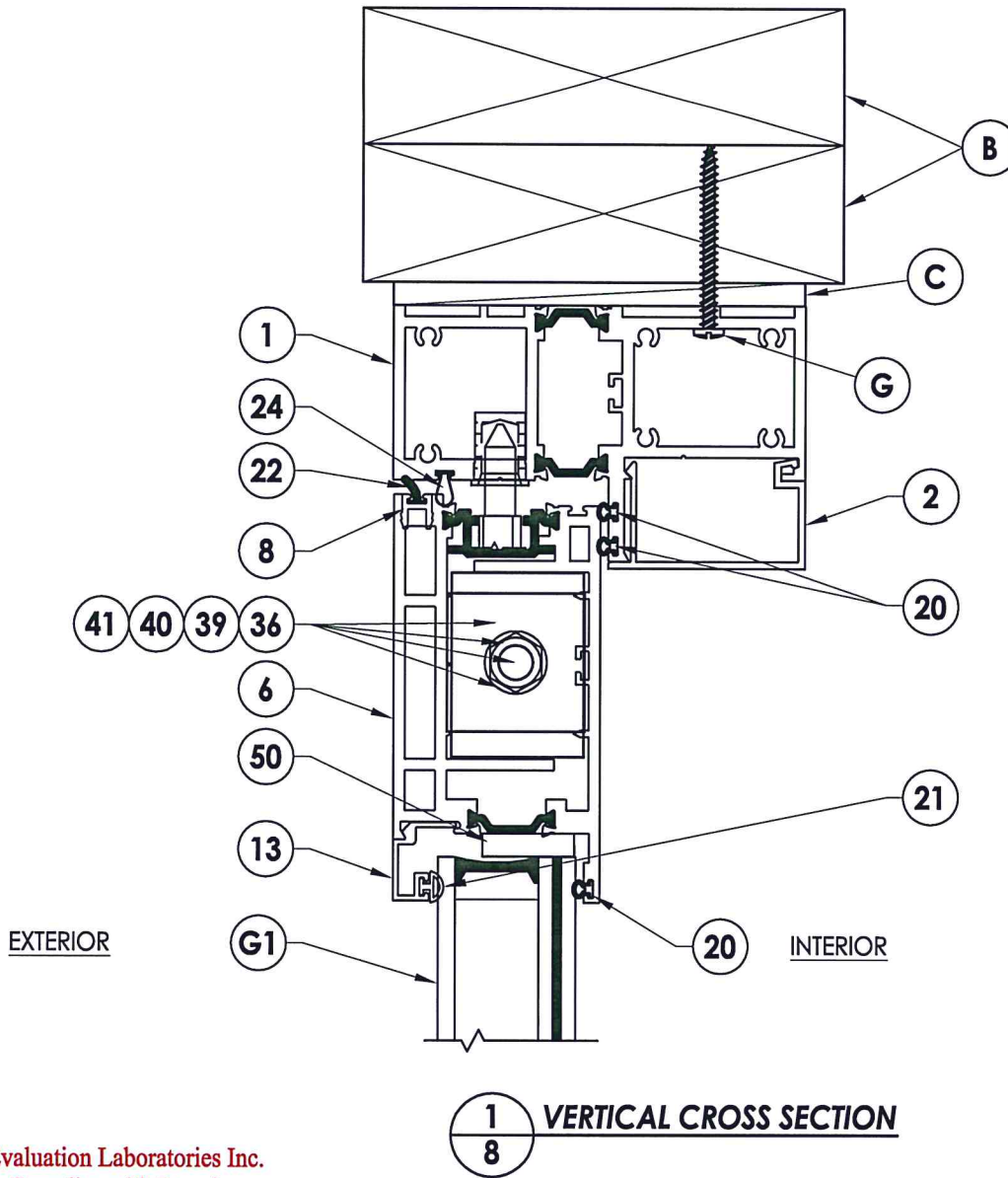
Testing Evaluation Laboratories Inc.
 Specimen Complies with Drawing
 Deviations Noted - TEL# 01991315
 Date 6/26/15 Verified by gw

PRODUCT:		FLEETWOOD SPEC. 1ALT, 1ALT-A, B, C	
PART OR ASSEMBLY:		VERTICAL CROSS SECTIONS	
NO.	DATE	REVISIONS	BY
			
DATE: 4/2/15			
SCALE: N.T.S.			
DWG. BY: JK			
CHK. BY: LFS			
DRAWING NO.:			
L-7347-A			
SHEET <u>6</u> OF <u>14</u>			



Testing Evaluation Laboratories Inc.
 Specimen Complies with Drawing
 Deviations Noted - TEL# 01991315
 Date 6/26/15 Verified by gpa

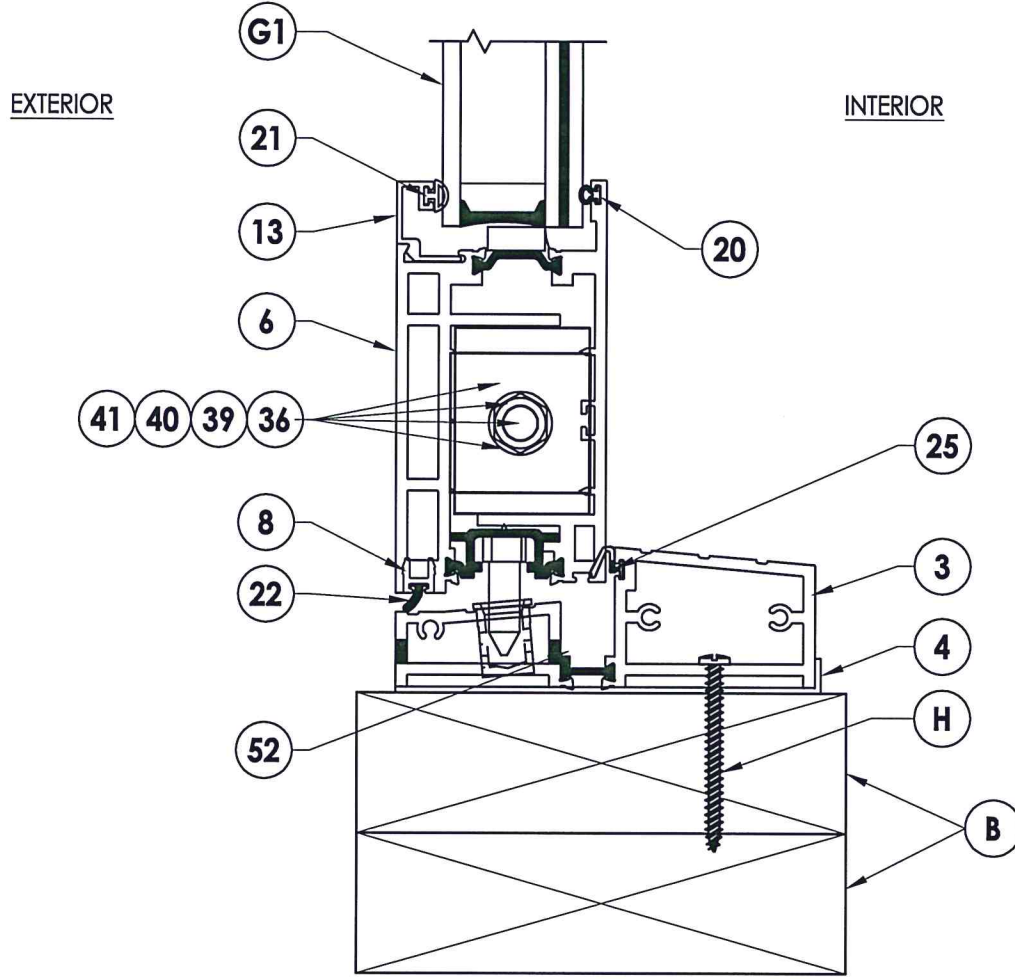
PRODUCT:		FLEETWOOD SPEC. 1ALT, 1ALT-A, B, C	
PART OR ASSEMBLY:		VERTICAL CROSS SECTIONS	
NO.	DATE	REVISIONS	BY
DATE: 4/2/15			
SCALE: N.T.S.			
DWG. BY: JK			
CHK. BY: LFS			
DRAWING NO.:			
L-7347-A			
SHEET <u>7</u> OF <u>14</u>			



1
8 **VERTICAL CROSS SECTION**

Testing Evaluation Laboratories Inc.
 Specimen Complies with Drawing
 Deviations Noted - TEL# 01991315
 Date 6/26/15 Verified by gw

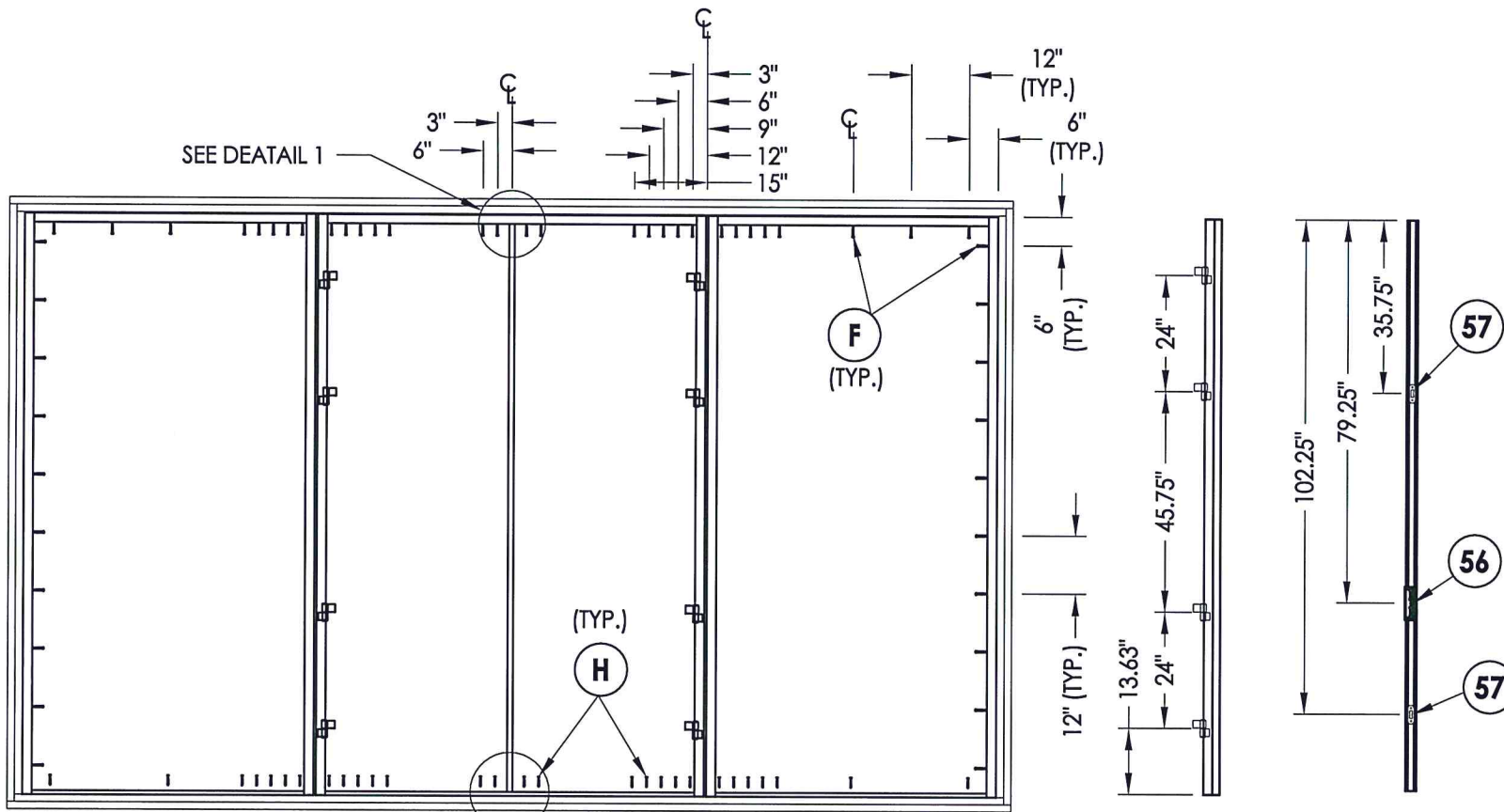
PRODUCT:		FLEETWOOD SPEC. 1ALT, 1ALT-A, B, C	
PART OR ASSEMBLY:		VERTICAL CROSS SECTIONS	
NO.	DATE	REVISIONS	BY
DATE: 4/2/15			
SCALE: N.T.S.			
DWG. BY: JK			
CHK. BY: LFS			
DRAWING NO.: L-7347-A			
SHEET <u>8</u> OF <u>14</u>			



1 VERTICAL CROSS SECTION
9

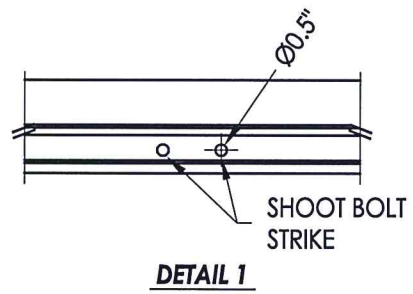
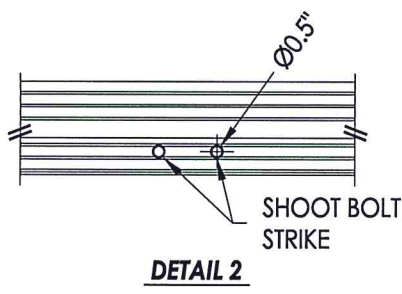
Testing Evaluation Laboratories Inc.
 Specimen Complies with Drawing
 Deviations Noted - TEL# 01991315
 Date 6/26/15 Verified by gjd

PRODUCT: FLEETWOOD SPEC. 1ALT, 1ALT-A, B, C		PART OR ASSEMBLY: VERTICAL CROSS SECTIONS	
NO.	DATE	REVISIONS	BY
DATE: 4/2/15			
SCALE: N.T.S.			
DWG. BY: JK			
CHK. BY: LFS			
DRAWING NO.: L-7347-A			
SHEET <u>9</u> OF <u>14</u>			



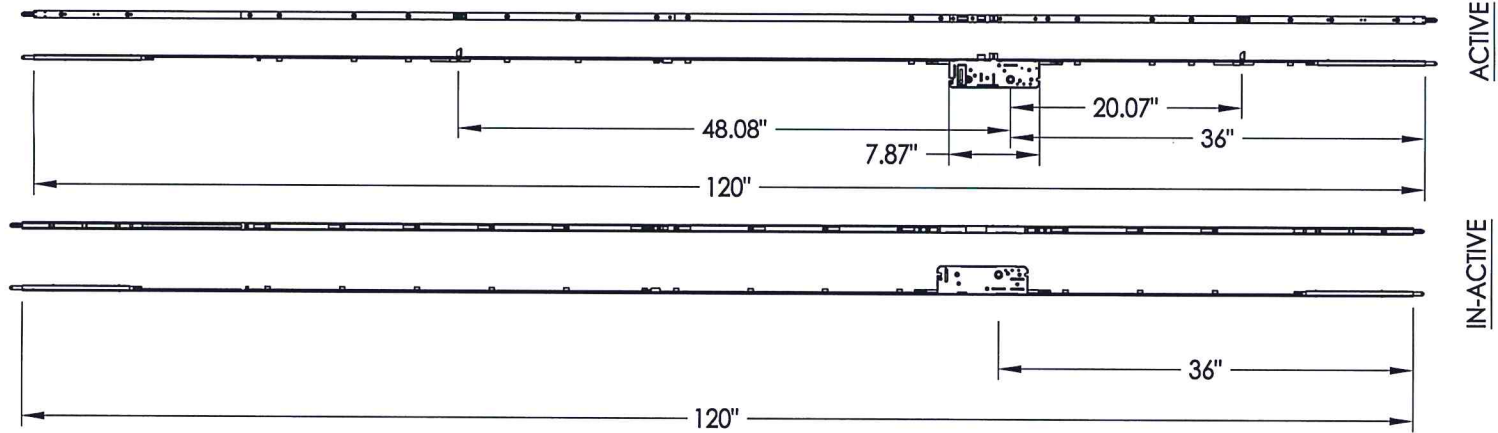
FRAME ANCHORING
(2X buck installation)

HINGE DETAIL **ASTRAGAL DETAIL**

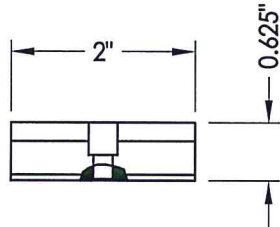


Testing Evaluation Laboratories Inc.
Specimen Complies with Drawing
Deviations Noted - TEL# 01991315
Date 6/26/15 Verified by *g*

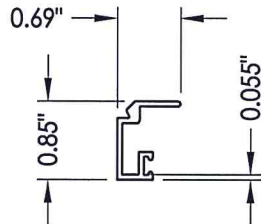
PRODUCT:		FLEETWOOD SPEC. 1ALT, 1ALT-A, B, C	
PART OR ASSEMBLY:		FRAME ANCHORING	
NO.	DATE	REVISIONS	BY
 RW BUILDING CONSULTANTS, INC. 813.659.9197			
DATE: 4/2/15			
SCALE: N.T.S.			
DWG. BY: JK			
CHK. BY: LFS			
DRAWING NO.: L-7347-A			
SHEET 10 OF 14			



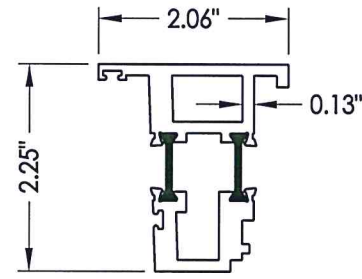
30 MULTI-POINT LOCK
TRUTH



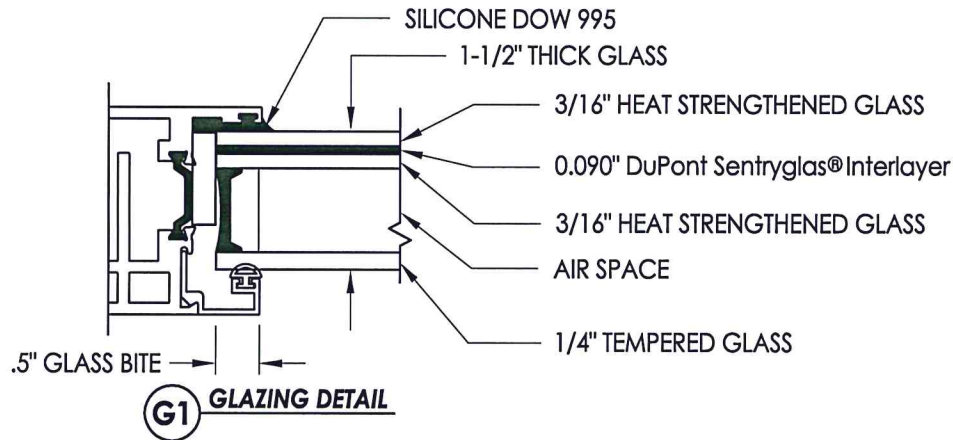
55 FIXED SILL BLOCK



13 1.5" GLASS STOP

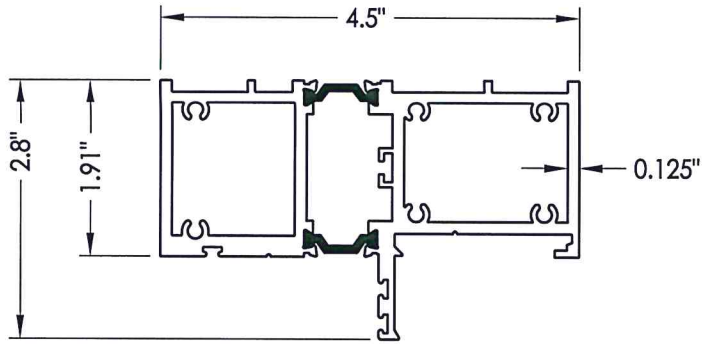


11 ASTRAGAL

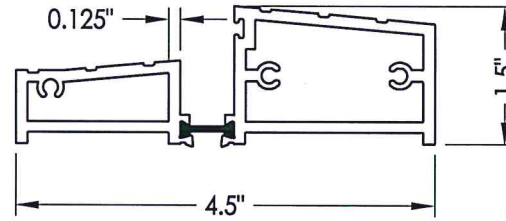


Testing Evaluation Laboratories Inc.
Specimen Complies with Drawing
Deviations Noted - TEL# 01991315
Date 6/26/15 Verified by gjo

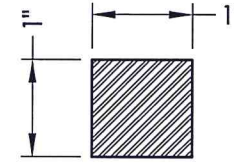
PRODUCT: FLEETWOOD SPEC. 1ALT, 1ALT-A, B, C		PART OR ASSEMBLY: COMPONENTS AND GLAZING DETAIL	
NO.	DATE	BY	REVISIONS
DATE: 4/2/15			
SCALE: N.T.S.			
DWG. BY: JK			
CHK. BY: LFS			
DRAWING NO.: L-7347-A			
SHEET 12 OF 14			




1 BLOCK HEAD & JAMBS



3 OUT-SWING SILL

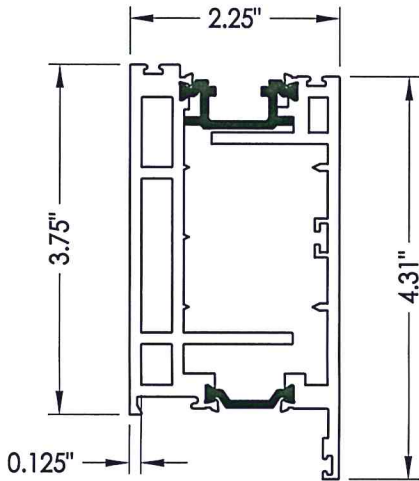


51 REINFORCEMENT
6063-T6 ALUM

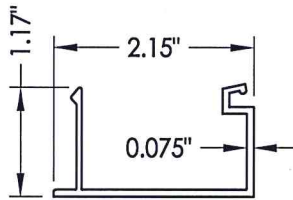


4 SILL PAN

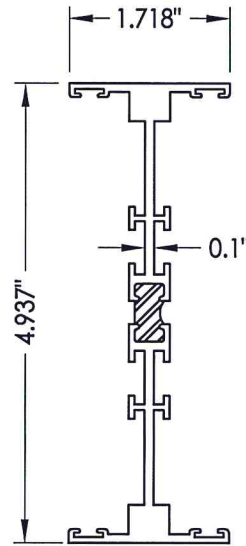
Testing Evaluation Laboratories Inc.
Specimen Complies with Drawing
Deviations Noted - TEL# 01991315
Date 6/26/15 Verified by *gw*




6 SASH

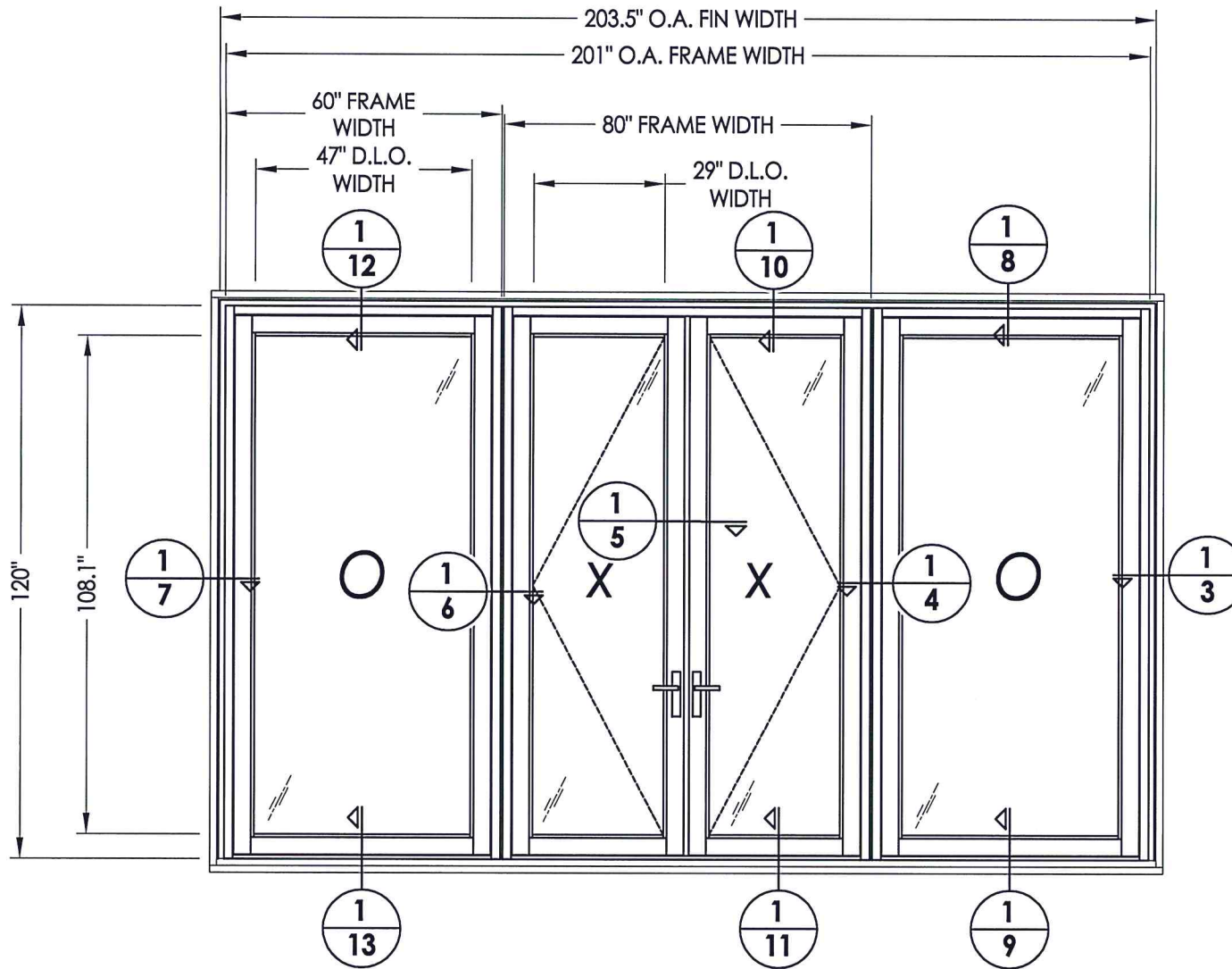


2 FRAME SNAP-IN



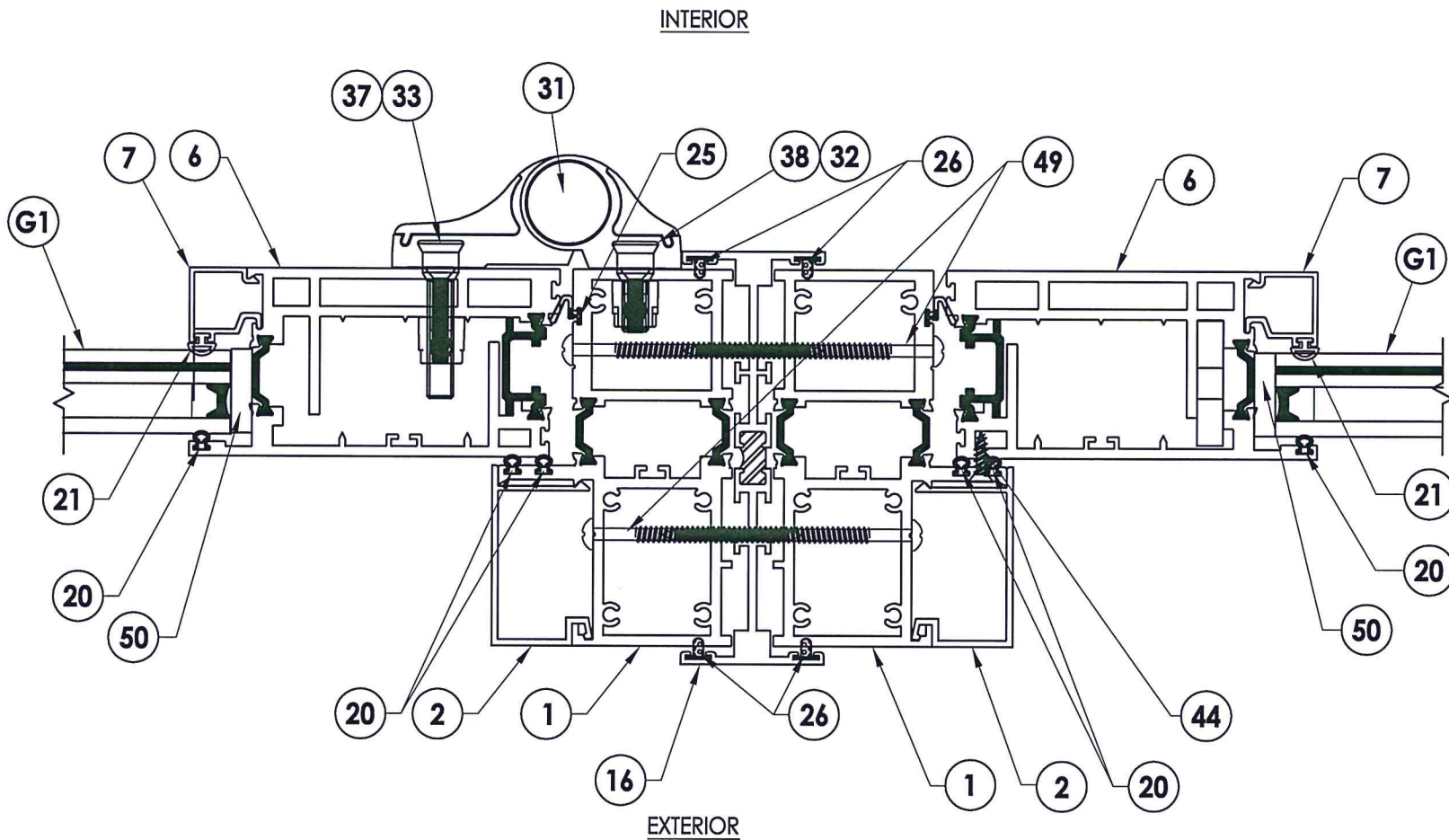
16 KONA I-MULLION

PRODUCT:		FLEETWOOD SPEC. 1ALT, 1ALT-A, B, C	
PART OR ASSEMBLY:		COMPONENTS	
NO.	DATE	REVISIONS	BY
			
DATE: 4/2/15			
SCALE: N.T.S.			
DWG. BY: JK			
CHK. BY: LFS			
DRAWING NO.: L-7347-A			
SHEET 13 OF 14			



Testing Evaluation Laboratories Inc.
 Specimen Complies with Drawing
 Deviations Noted - TEL# 01991315
 Date 6/26/15 Verified by [Signature]

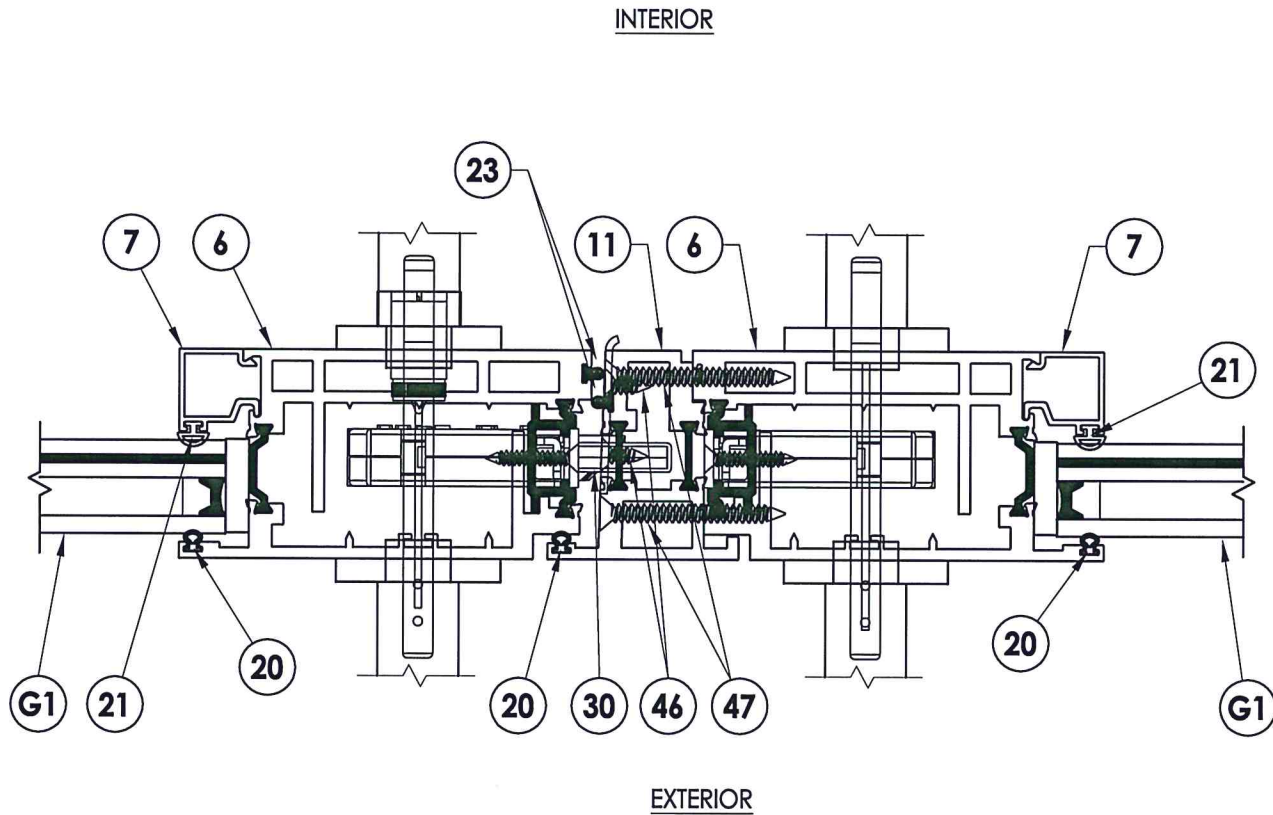
PRODUCT: FLEETWOOD Spec. 2, 2a		PART OR ASSEMBLY: TEST ELEVATIONS	
NO.	DATE	REVISIONS	BY
DATE: 4/2/15			
SCALE: N.T.S.			
DWG. BY: JK			
CHK. BY: LFS			
DRAWING NO.:			
L-7348			
SHEET <u>2</u> OF <u>18</u>			



1
4 **HORIZONTAL CROSS SECTION**

Testing Evaluation Laboratories Inc.
 Specimen Complies with Drawing
 Deviations Noted - TEL# 01991315
 Date 6/26/15 Verified by gw

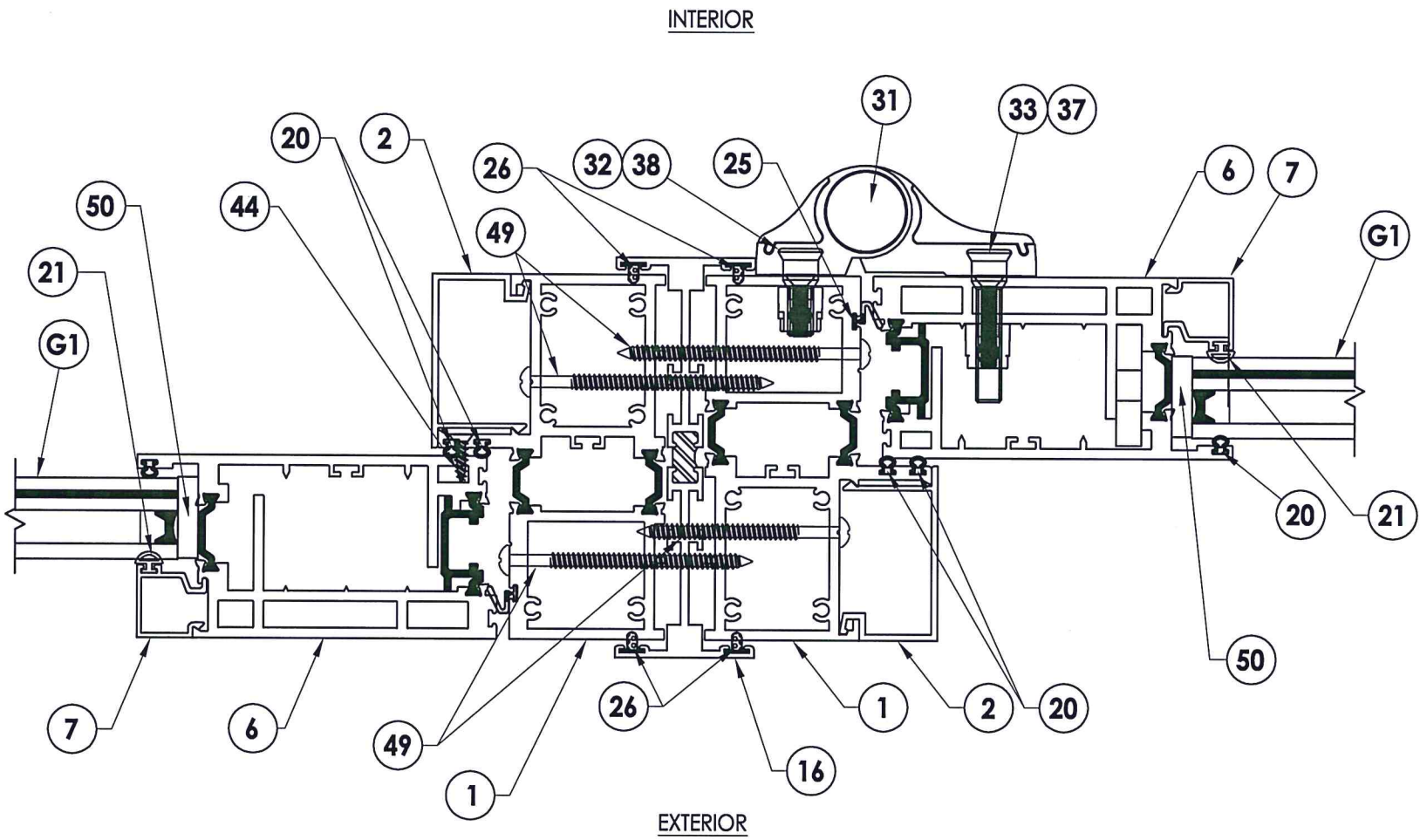
PRODUCT: FLEETWOOD Spec. 2, 2a		PART OR ASSEMBLY: HORIZONTAL CROSS SECTIONS	
NO.	DATE	REVISIONS	BY
RW BUILDING CONSULTANTS, INC. 813.659.9197			
DATE: 4/2/15			
SCALE: N.T.S.			
DWG. BY: JK			
CHK. BY: LFS			
DRAWING NO.:			
L-7348			
SHEET 4 OF 18			



Testing Evaluation Laboratories Inc.
 Specimen Complies with Drawing
 Deviations Noted - TEL# 01991315
 Date 6/26/15 Verified by *gw*

1
5 HORIZONTAL CROSS SECTION

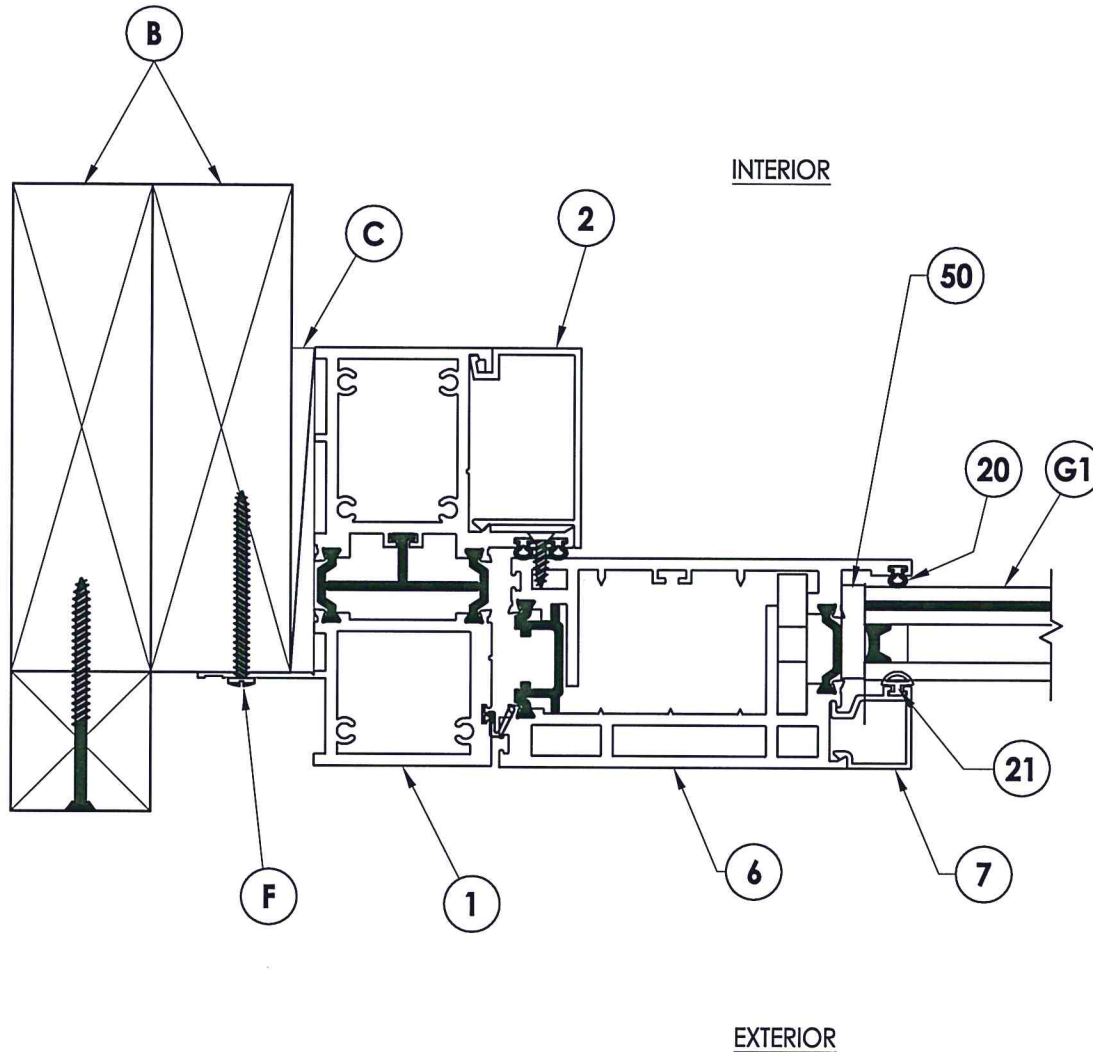
PRODUCT:		FLEETWOOD Spec. 2, 2a	
PART OR ASSEMBLY:		HORIZONTAL CROSS SECTIONS	
NO.	DATE	REVISIONS	BY
DATE: 4/2/15			
SCALE: N.T.S.			
DWG. BY: JK			
CHK. BY: LFS			
DRAWING NO.:			
L-7348			
SHEET 5 OF 18			



1 HORIZONTAL CROSS SECTION
6

Testing Evaluation Laboratories Inc.
 Specimen Complies with Drawing
 Deviations Noted - TEL# 01991315
 Date 6/26/15 Verified by gw

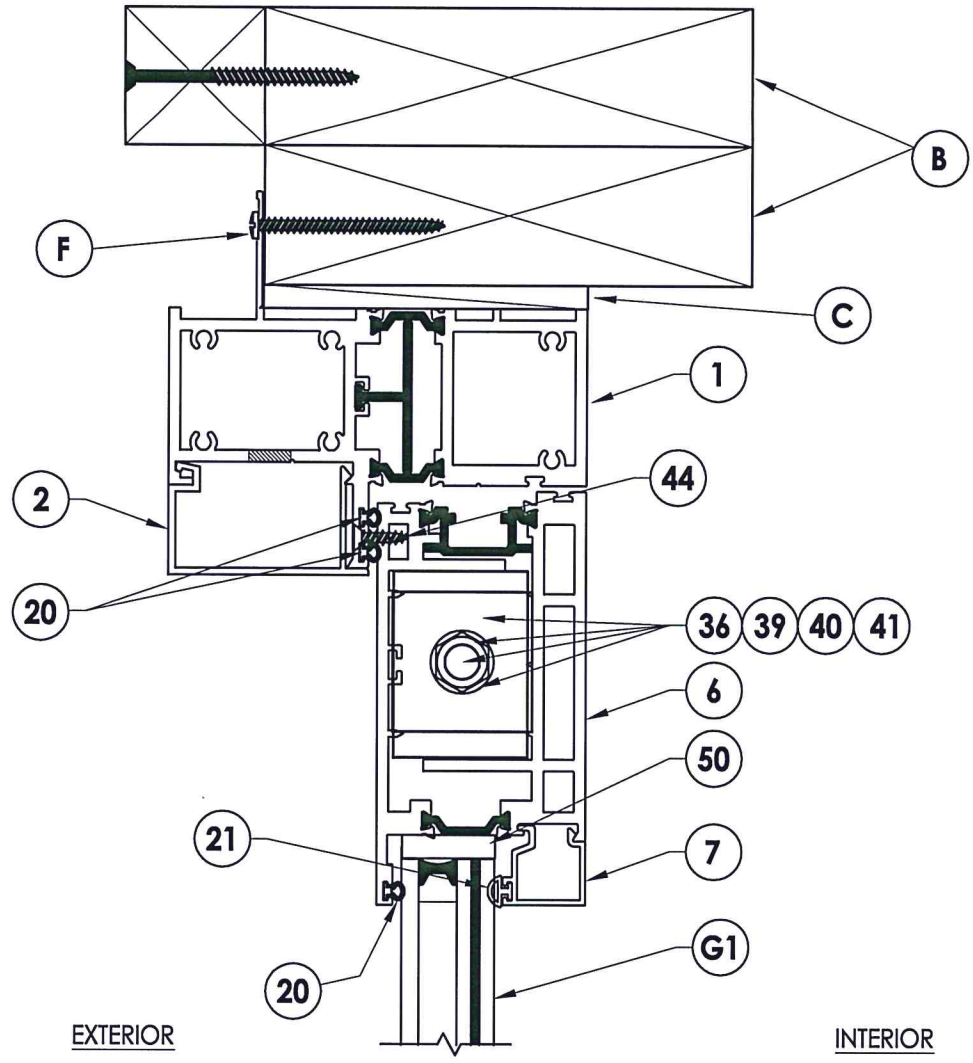
PRODUCT: FLEETWOOD Spec. 2, 2a		PART OR ASSEMBLY: HORIZONTAL CROSS SECTIONS	
NO.	DATE	REVISIONS	BY
 R.W. BUILDING CONSULTANTS, INC. 813.659.9197			
DATE: 4/2/15			
SCALE: N.T.S.			
DWG. BY: JK			
CHK. BY: LFS			
DRAWING NO.: L-7348			
SHEET 6 OF 18			



Testing Evaluation Laboratories Inc.
 Specimen Complies with Drawing
 Deviations Noted - TEL# 01991315
 Date 6/26/15 Verified by *gw*

1
7 **HORIZONTAL CROSS SECTION**

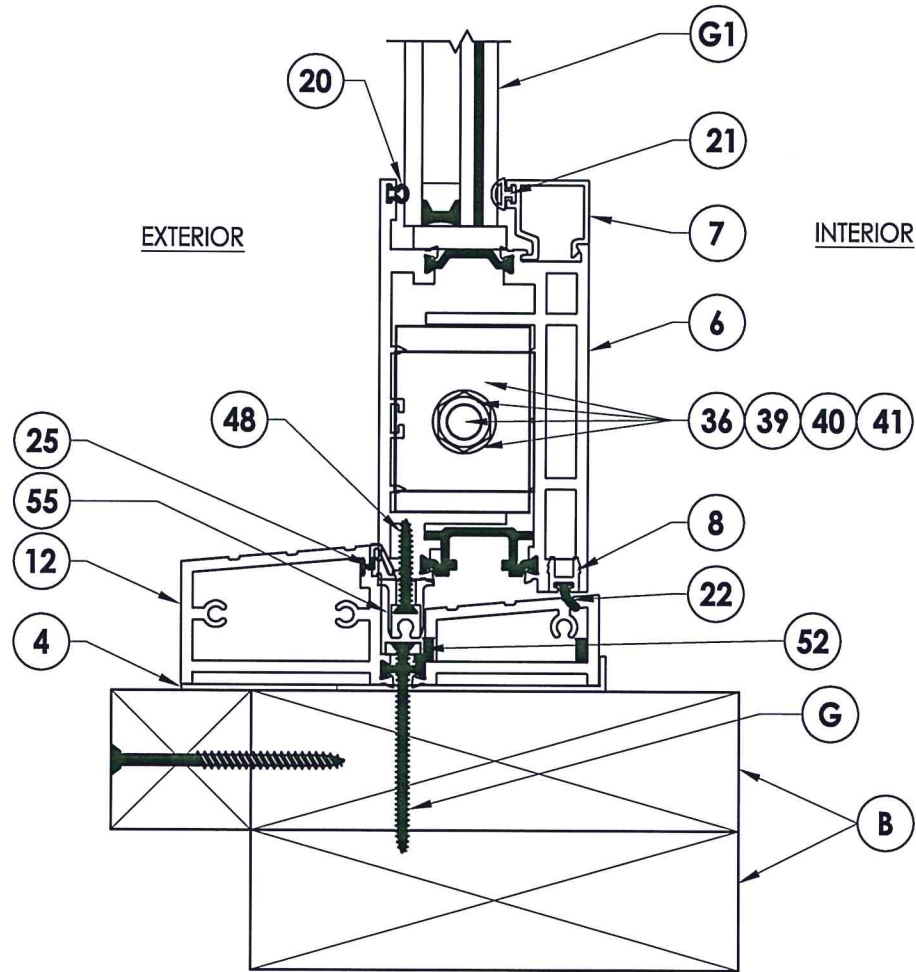
PRODUCT: FLEETWOOD Spec. 2, 2a		PART OR ASSEMBLY: HORIZONTAL CROSS SECTIONS	
NO.	DATE	REVISIONS	BY
DATE: 4/2/15			
SCALE: N.T.S.			
DWG. BY: JK			
CHK. BY: LFS			
DRAWING NO.:			
L-7348			
SHEET 7 OF 18			



1
8 **VERTICAL CROSS SECTION**

Testing Evaluation Laboratories Inc.
 Specimen Complies with Drawing
 Deviations Noted - TEL# 01991315
 Date 6/26/15 Verified by gw

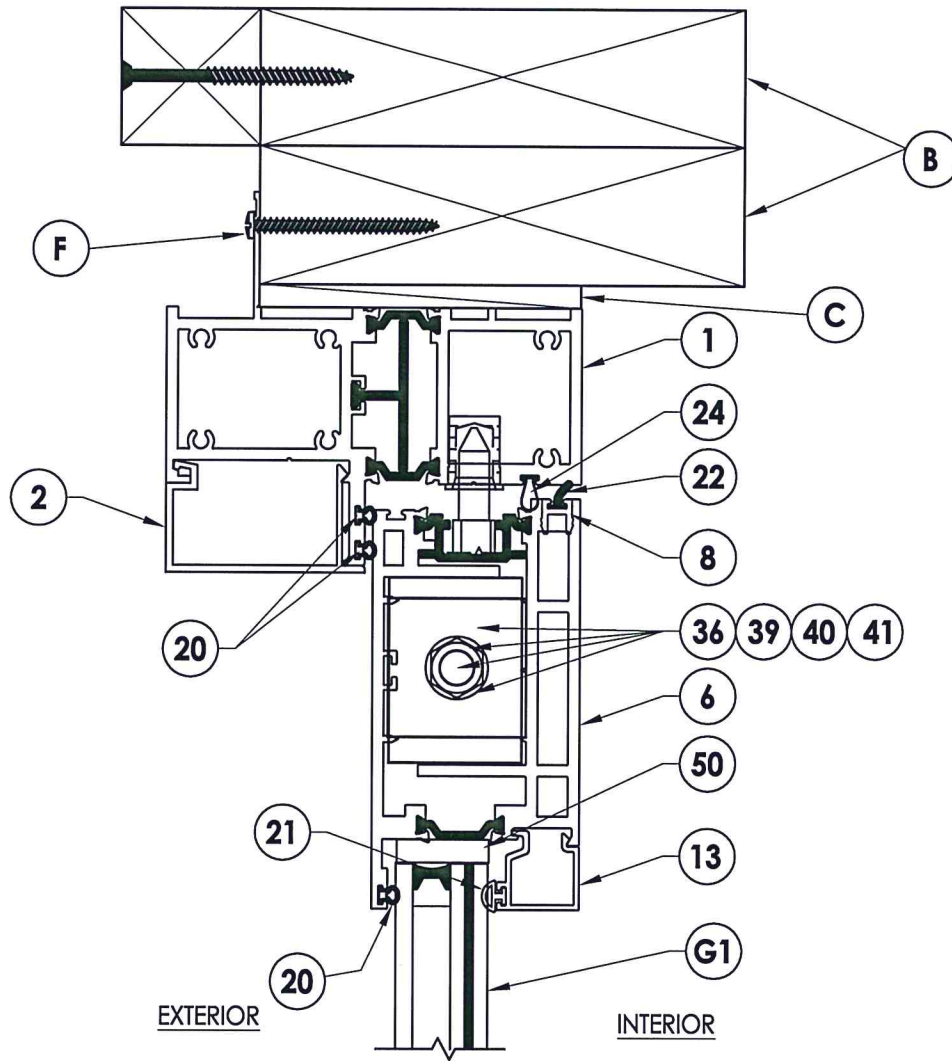
PRODUCT:		FLEETWOOD Spec. 2, 2a	
PART OR ASSEMBLY:		VERTICAL CROSS SECTIONS	
NO.	DATE	REVISIONS	BY
RW BUILDING CONSULTANTS, INC. 813.659.9197			
DATE: 4/2/15			
SCALE: N.T.S.			
DWG. BY: JK			
CHK. BY: LFS			
DRAWING NO.:			
L-7348			
SHEET 8 OF 18			



1
9 **VERTICAL CROSS SECTION**

Testing Evaluation Laboratories Inc.
 Specimen Complies with Drawing
 Deviations Noted - TEL# 01991315
 Date 6/26/15 Verified by gw

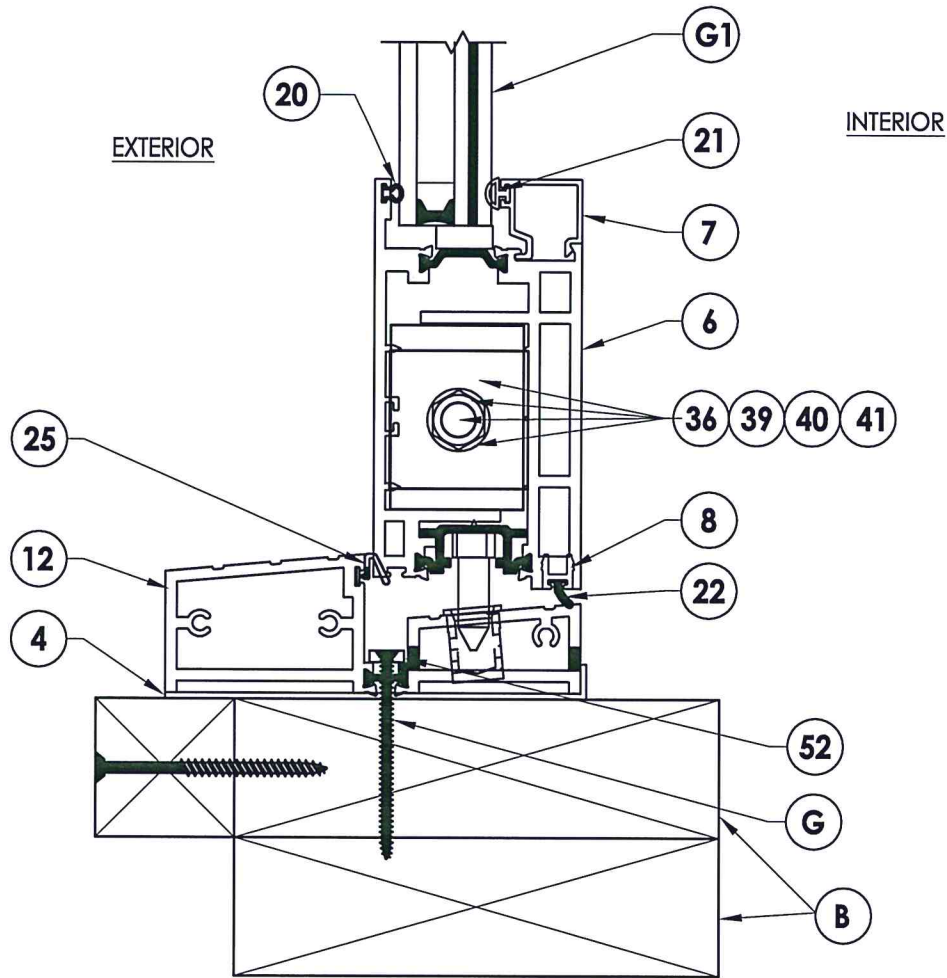
PRODUCT:		FLEETWOOD Spec. 2, 2a	
PART OR ASSEMBLY:		VERTICAL CROSS SECTIONS	
NO.	DATE	REVISIONS	BY
DATE: 4/2/15			
SCALE: N.T.S.			
DWG. BY: JK			
CHK. BY: LFS			
DRAWING NO.: L-7348			
SHEET 9 OF 18			



1
10 **VERTICAL CROSS SECTION**

Testing Evaluation Laboratories Inc.
 Specimen Complies with Drawing
 Deviations Noted - TEL# 01991315
 Date 6/26/15 Verified by Jaw

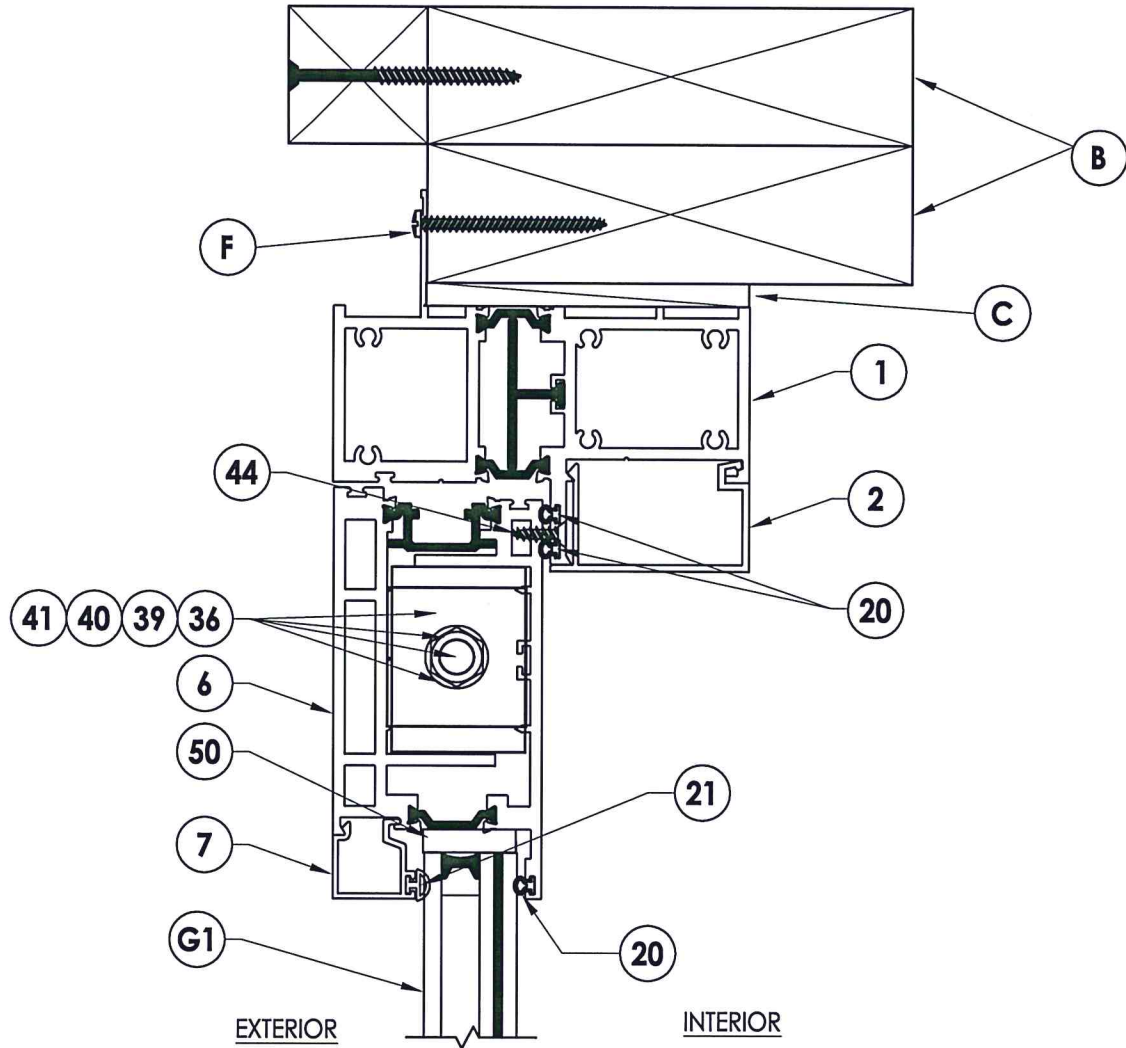
PRODUCT: FLEETWOOD Spec. 2, 2a		PART OR ASSEMBLY: VERTICAL CROSS SECTIONS	
NO.	DATE	REVISIONS	BY
DATE: 4/2/15			
SCALE: N.T.S.			
DWG. BY: JK			
CHK. BY: LFS			
DRAWING NO.: L-7348			
SHEET 10 OF 18			



1
11 **VERTICAL CROSS SECTION**

Testing Evaluation Laboratories Inc.
 Specimen Complies with Drawing
 Deviations Noted - TEL# 01991315
 Date 6/26/15 Verified by gw

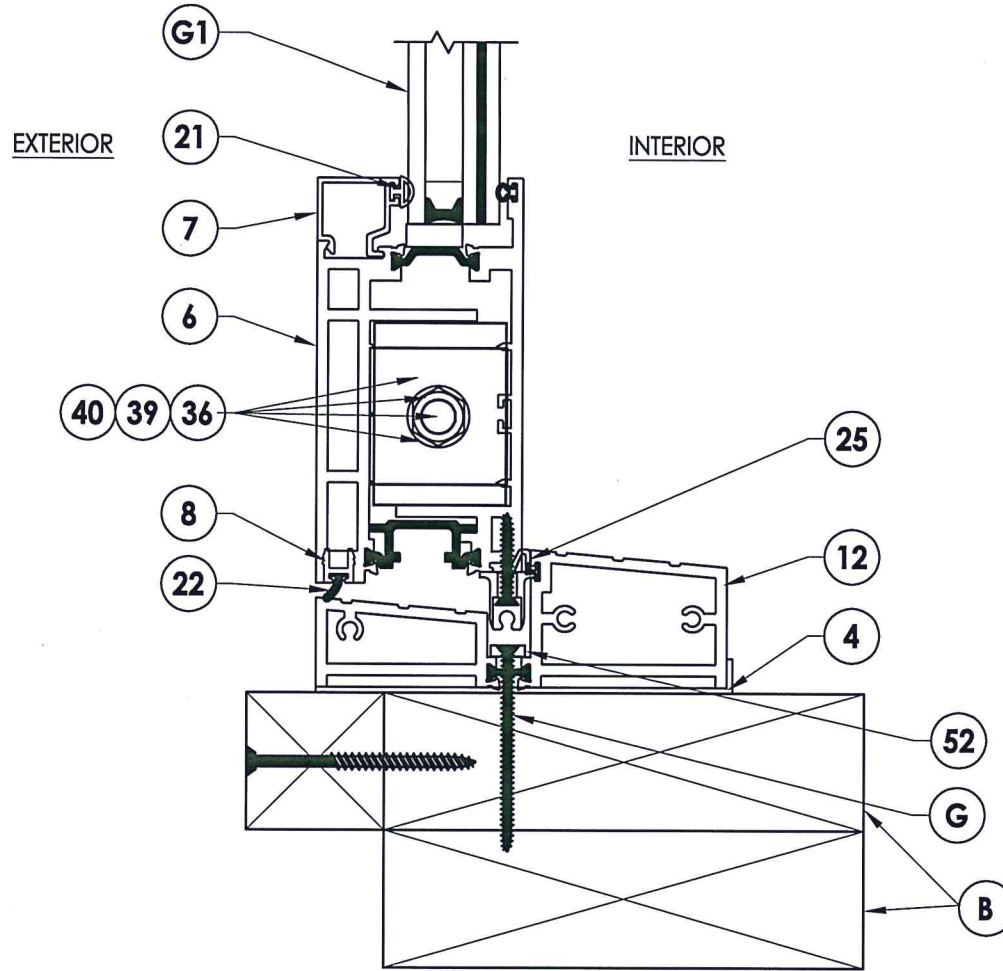
PRODUCT: FLEETWOOD Spec. 2, 2a		PART OR ASSEMBLY: VERTICAL CROSS SECTIONS	
NO.	DATE	REVISIONS	
			BY
RW BUILDING CONSULTANTS, INC. 813.659.9197			
DATE: 4/2/15			
SCALE: N.T.S.			
DWG. BY: JK			
CHK. BY: LFS			
DRAWING NO.:			
L-7348			
SHEET 11 OF 18			



1 VERTICAL CROSS SECTION
12

Testing Evaluation Laboratories Inc.
 Specimen Complies with Drawing
 Deviations Noted - TEL# 01991315
 Date 6/26/15 Verified by *gw*

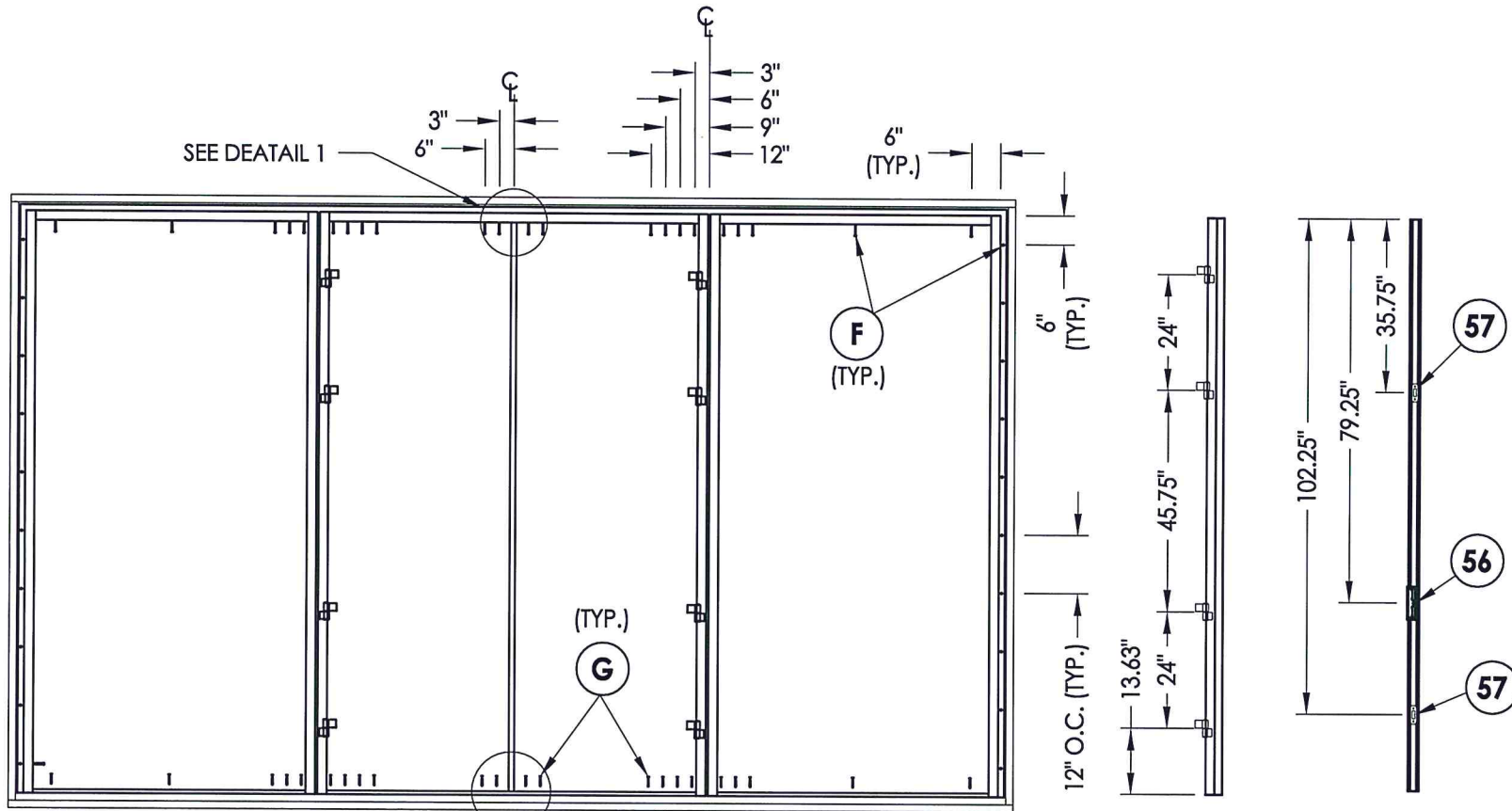
PRODUCT:		FLEETWOOD Spec. 2, 2a	
PART OR ASSEMBLY:		VERTICAL CROSS SECTIONS	
NO.	DATE	BY	REVISIONS
DATE: 4/2/15			
SCALE: N.T.S.			
DWG. BY: JK			
CHK. BY: LFS			
DRAWING NO.: L-7348			
SHEET 12 OF 18			



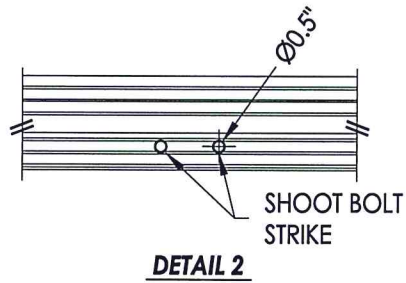
1
13 **VERTICAL CROSS SECTION**

Testing Evaluation Laboratories Inc.
 Specimen Complies with Drawing
 Deviations Noted - TEL# 01991315
 Date 6/26/15 Verified by gd

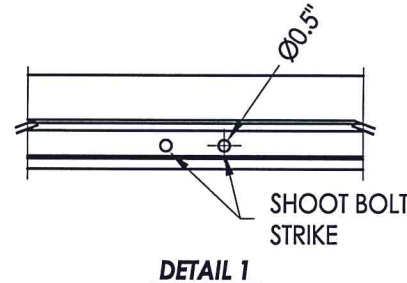
PRODUCT: FLEETWOOD Spec. 2, 2a		PART OR ASSEMBLY: VERTICAL CROSS SECTIONS	
NO.	DATE	REVISIONS	BY
DATE: 4/2/15			
SCALE: N.T.S.			
DWG. BY: JK			
CHK. BY: LFS			
DRAWING NO.: L-7348			
SHEET 13 OF 18			



HINGE DETAIL **ASTRAGAL DETAIL**



DETAIL 2

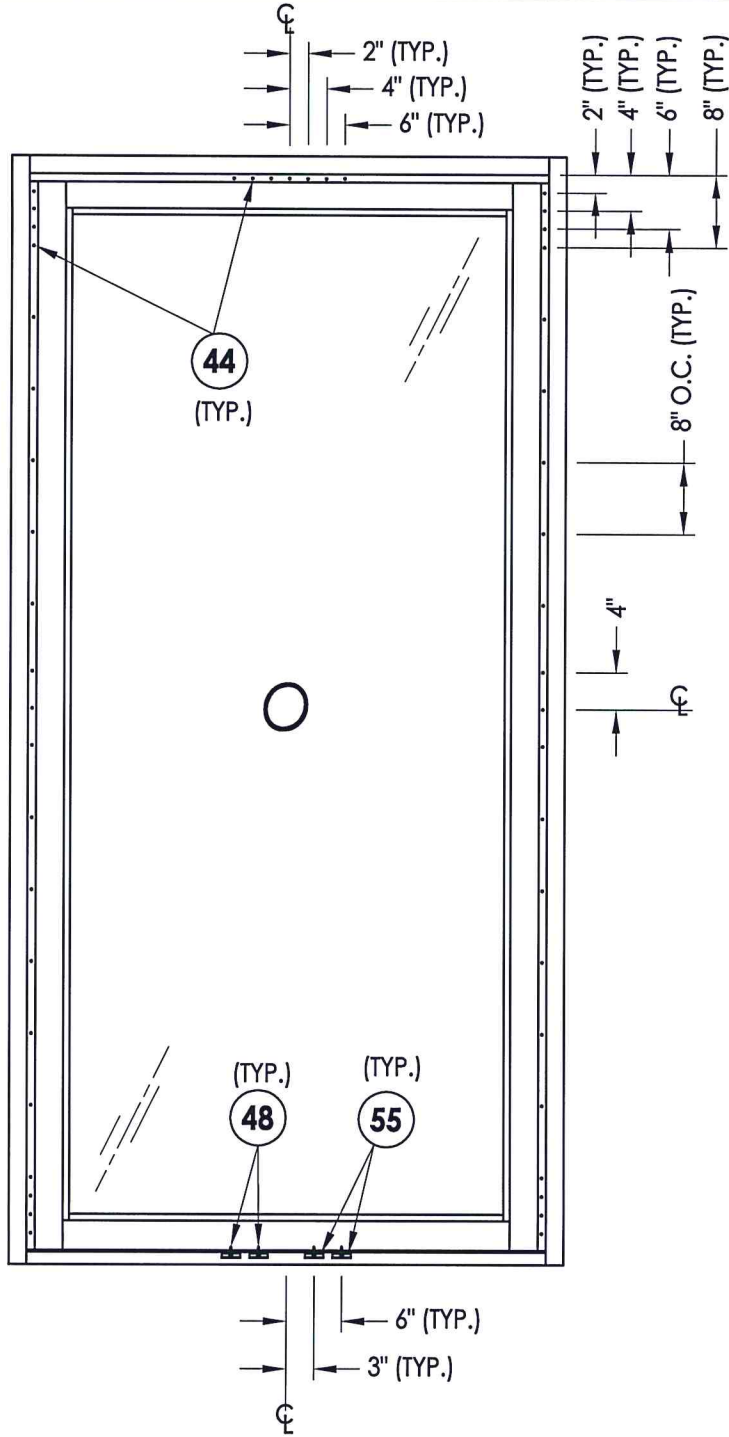


DETAIL 1

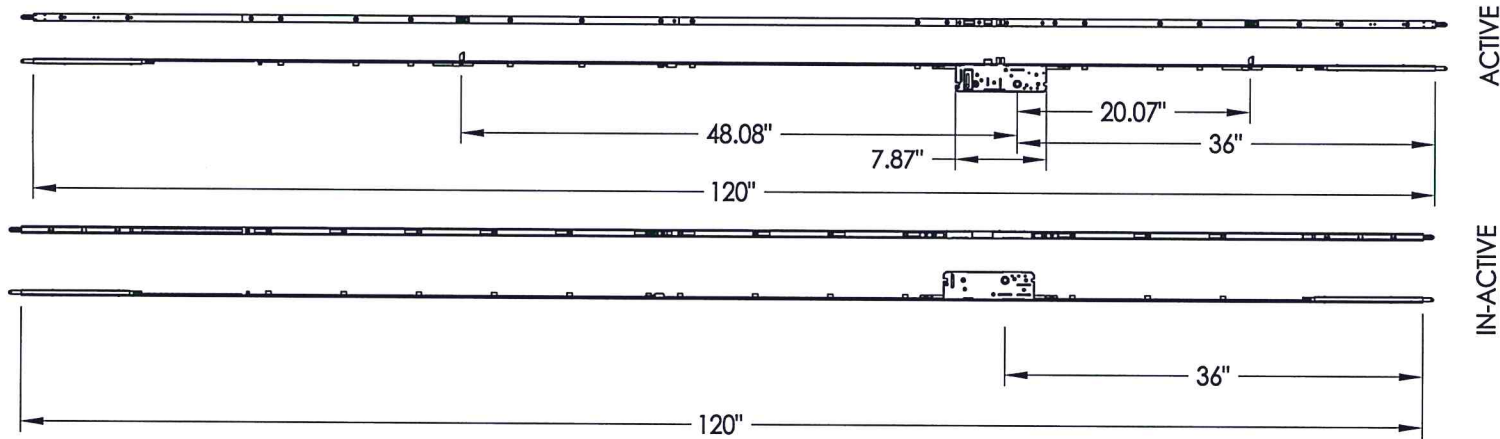
Testing Evaluation Laboratories Inc.
 Specimen Complies with Drawing
 Deviations Noted - TEL# 01991315
 Date 6/26/15 Verified by gw

PRODUCT: FLEETWOOD Spec. 2, 2a		PART OR ASSEMBLY: FRAME ANCHORING	
NO.	DATE	BY	REVISIONS
DATE: 4/2/15			
SCALE: N.T.S.			
DWG. BY: JK			
CHK. BY: LFS			
DRAWING NO.: L-7348			
SHEET 14 OF 18			

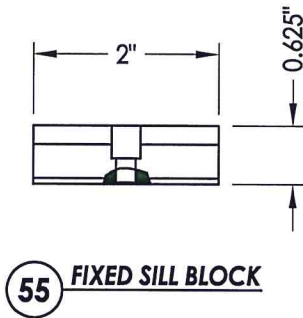
Testing Evaluation Laboratories Inc.
 Specimen Complies with Drawing
 Deviations Noted - TEL# 01991315
 Date 6/26/15 Verified by ju



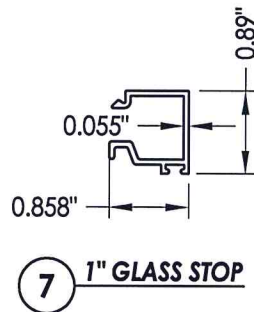
PRODUCT:		FLEETWOOD Spec. 2, 2a	
PART OR ASSEMBLY:		SIDELITE PANEL DETAIL	
NO.	DATE	REVISIONS	BY
DATE: 4/2/15			
SCALE: N.T.S.			
DWG. BY: JK			
CHK. BY: LFS			
DRAWING NO.:			
L-7348			
SHEET 15 OF 18			



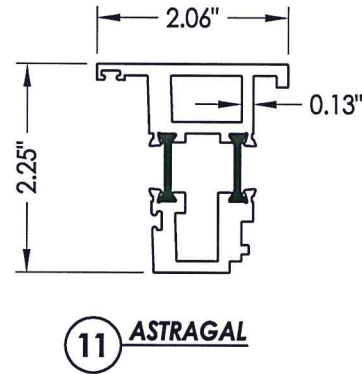
30 MULTI-POINT LOCK
TRUTH



55 FIXED SILL BLOCK

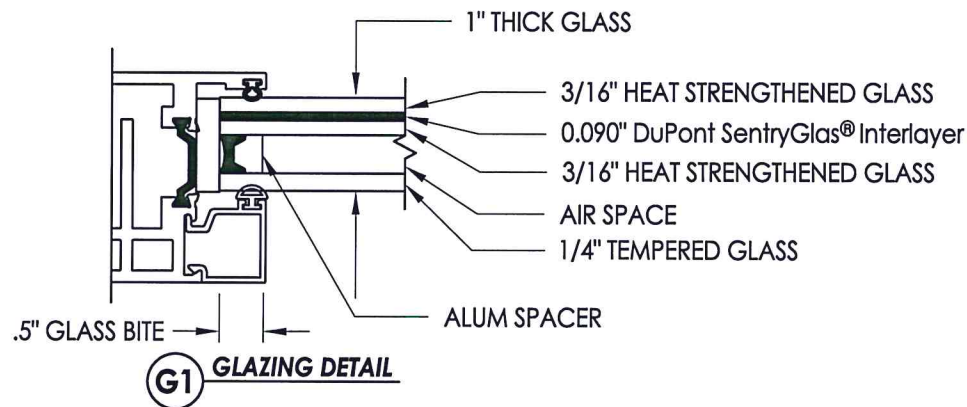


7 1" GLASS STOP



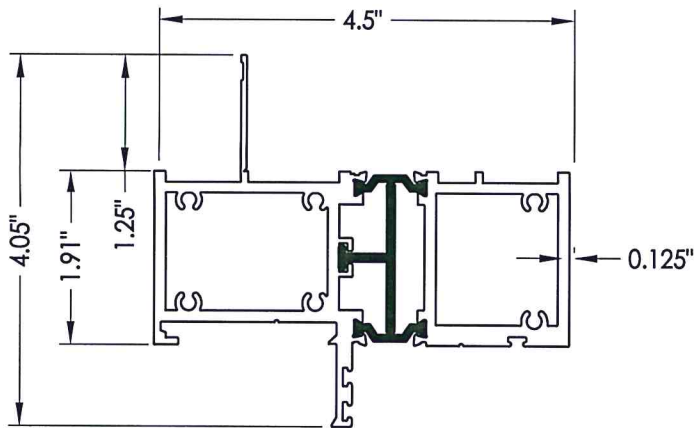
11 ASTRAGAL

Testing Evaluation Laboratories Inc.
Specimen Complies with Drawing
Deviations Noted - TEL# 01991315
Date 6/26/15 Verified by *gn*

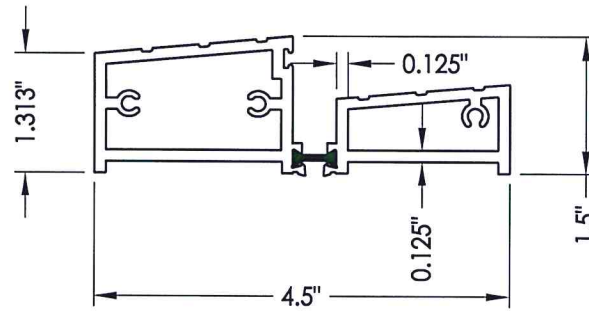


G1 GLAZING DETAIL


PRODUCT: FLEETWOOD Spec. 2, 2a		PART OR ASSEMBLY: COMPONENTS AND GLAZING DETAIL	
NO.	DATE	REVISIONS	BY
		DATE: 4/2/15 SCALE: N.T.S. DWG. BY: JK CHK. BY: LFS DRAWING NO.: L-7348 SHEET 16 OF 18	



1 BLOCK HEAD & JAMBS
(Fin)

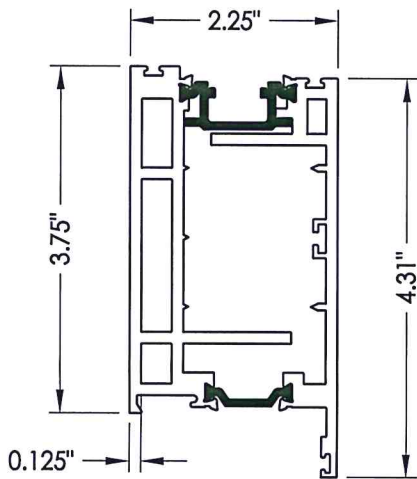


12 IN-SWING SILL

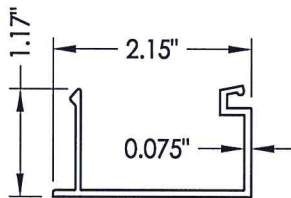


4 SILL PAN

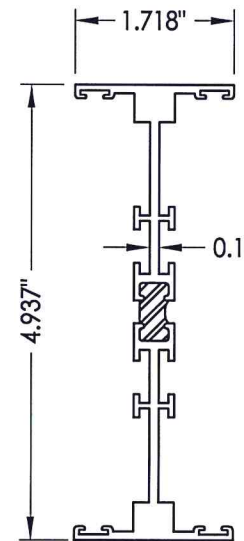
Testing Evaluation Laboratories Inc.
 Specimen Complies with Drawing
 Deviations Noted - TEL# 01991315
 Date 6/26/15 Verified by *gjo*



6 SASH

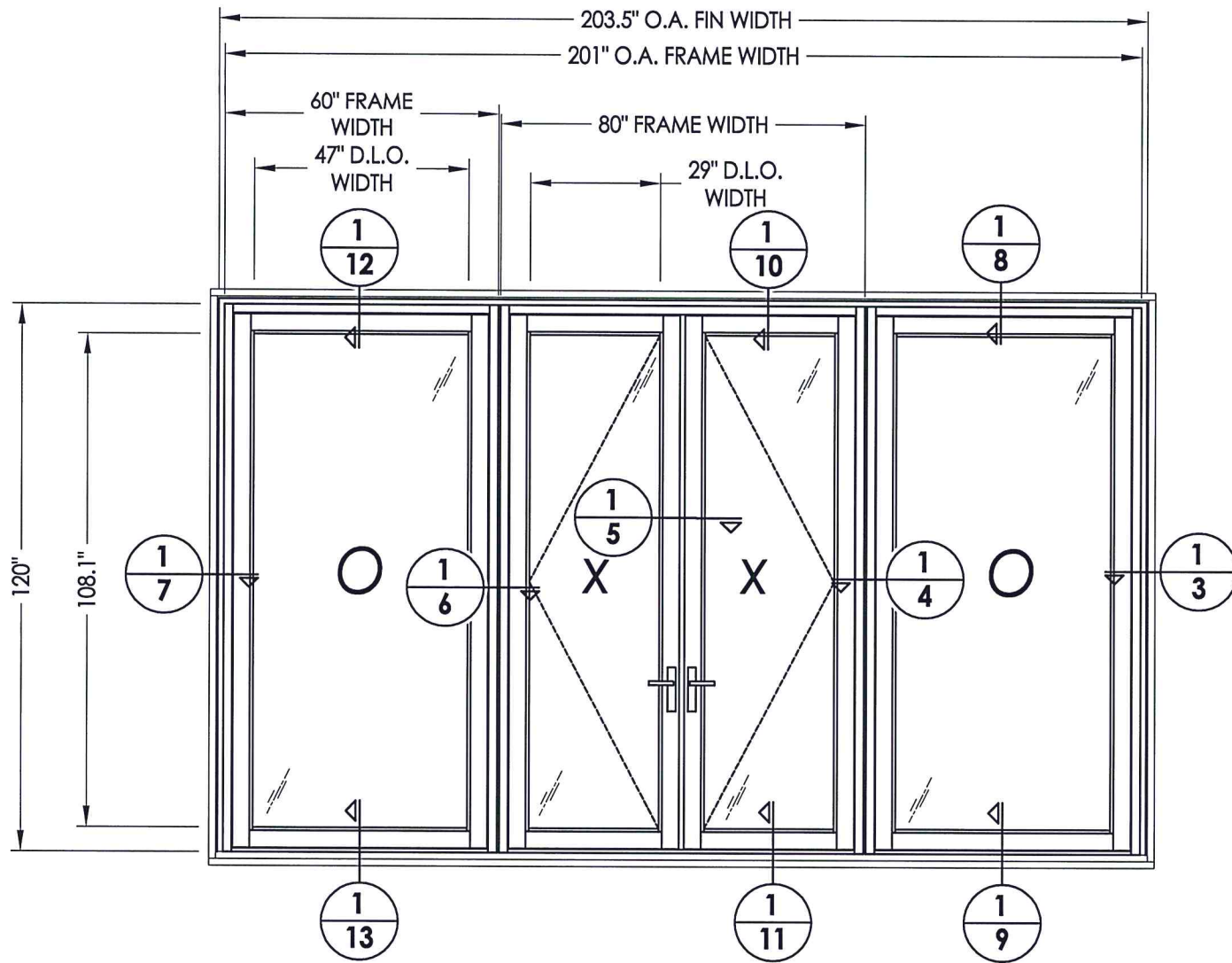


2 FRAME SNAP-IN



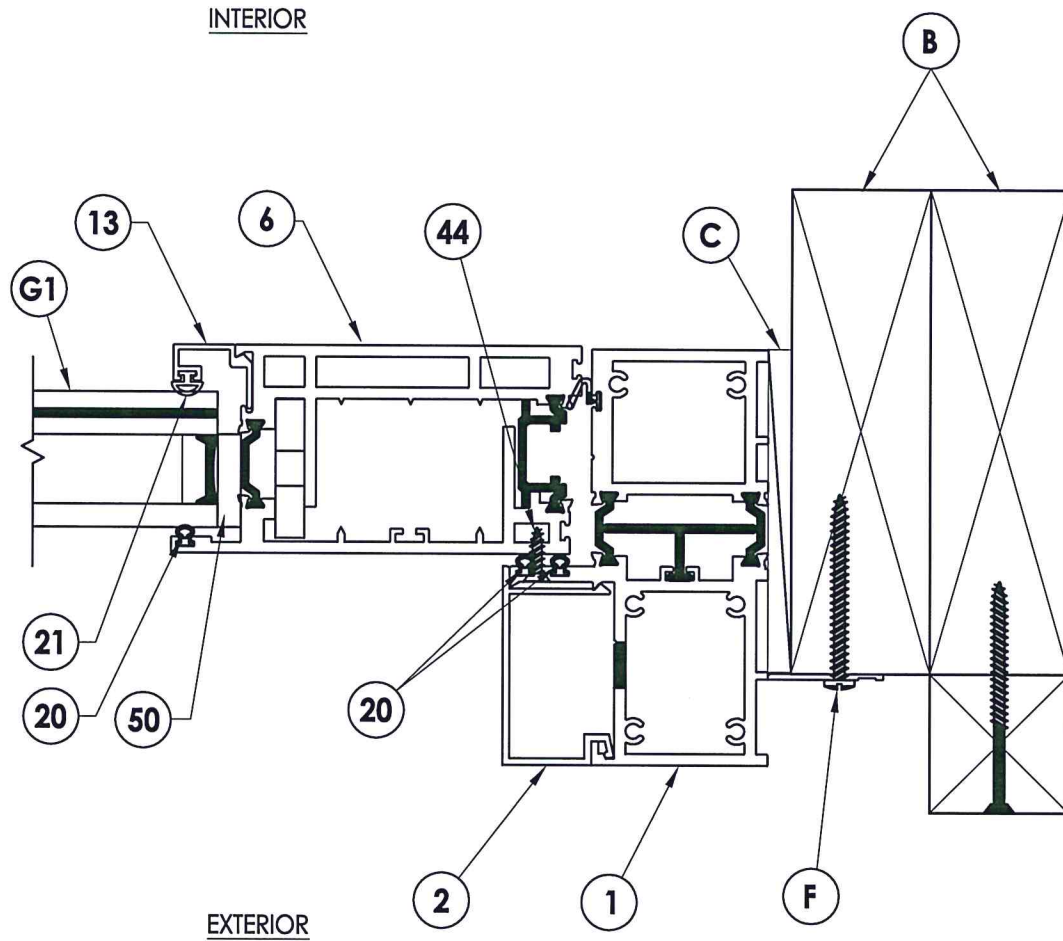
16 KONA I-MULLION

PRODUCT:		FLEETWOOD Spec. 2, 2a	
PART OR ASSEMBLY:		COMPONENTS	
NO.	DATE	REVISIONS	BY
 RW BUILDING CONSULTANTS, INC. 813.659.9197			
DATE: 4/2/15			
SCALE: N.T.S.			
DWG. BY: JK			
CHK. BY: LFS			
DRAWING NO.: L-7348			
SHEET 17 OF 18			



Testing Evaluation Laboratories Inc.
Specimen Complies with Drawing
Deviations Noted - TEL# 01991315
Date 6/26/15 Verified by gw

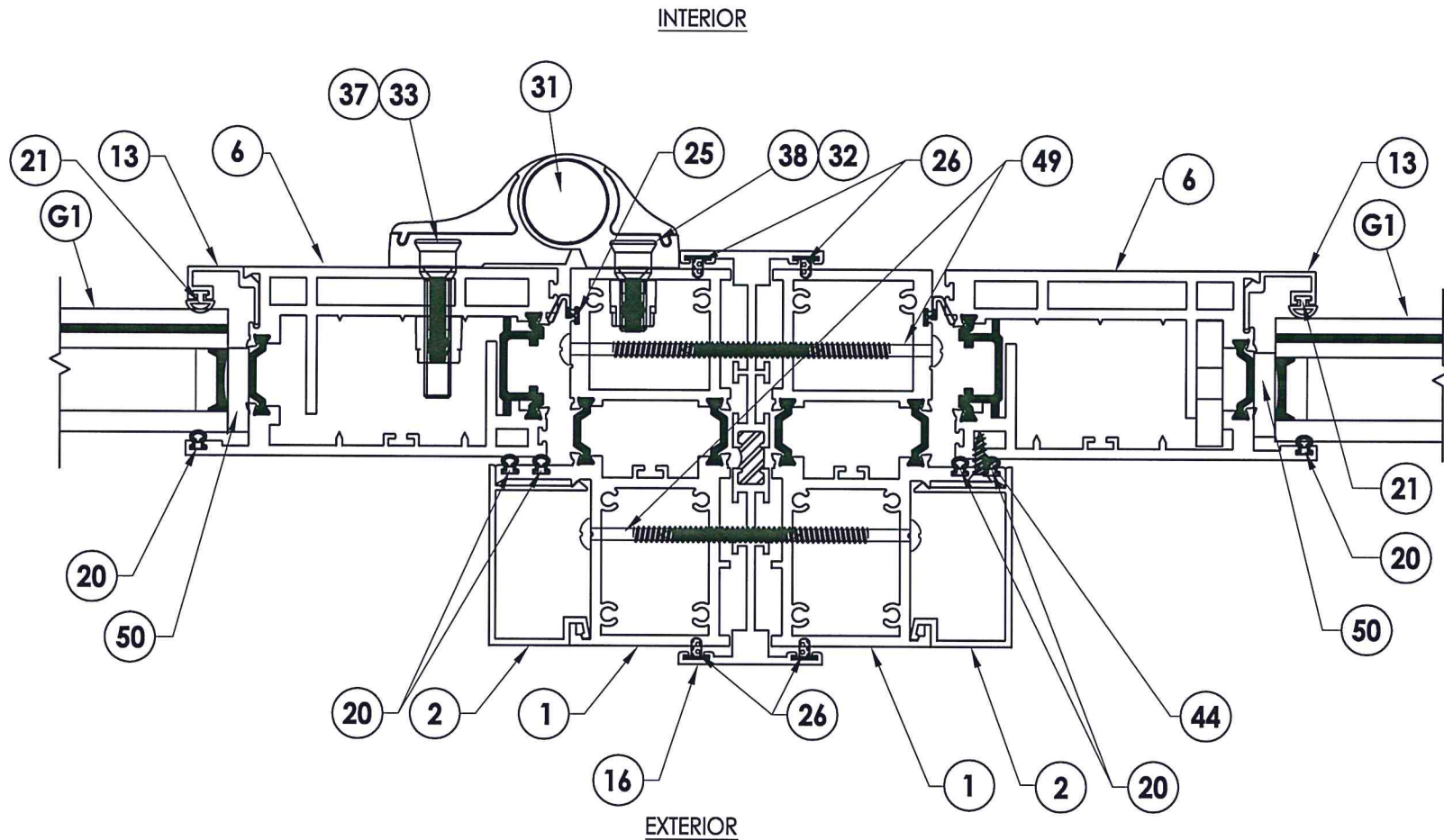
PRODUCT: FLEETWOOD SPEC. 2ALT, 2ALT-A		PART OR ASSEMBLY: TEST ELEVATIONS	
NO.	DATE	REVISIONS	BY
DATE: 4/2/15			
SCALE: N.T.S.			
DWG. BY: JK			
CHK. BY: LFS			
DRAWING NO.:			
L-7348A			
SHEET <u>2</u> OF <u>18</u>			



Testing Evaluation Laboratories Inc.
 Specimen Complies with Drawing
 Deviations Noted - TEL# 01991315
 Date 6/26/15 Verified by *gw*

1
3 HORIZONTAL CROSS SECTION

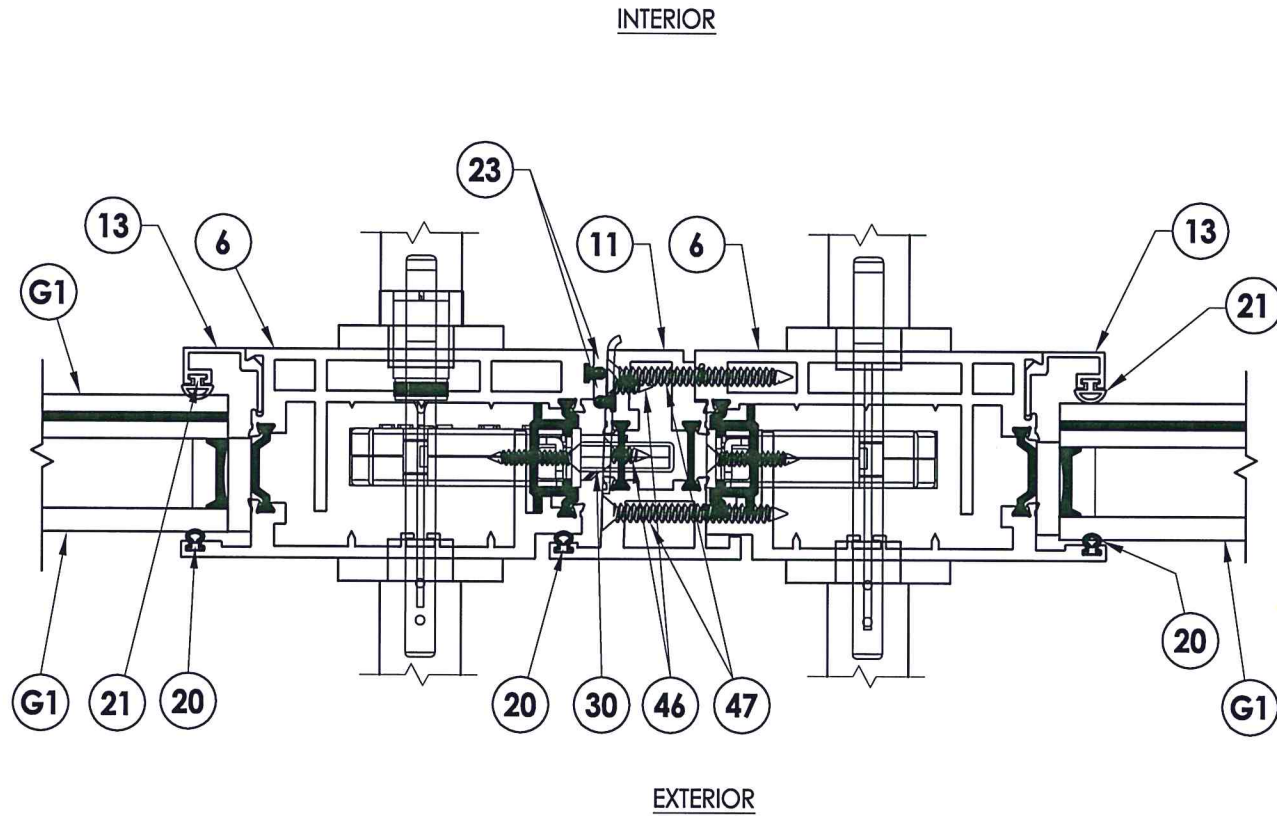
PRODUCT:		FLEETWOOD SPEC. 2ALT, 2ALT-A	
PART OR ASSEMBLY:		HORIZONTAL CROSS SECTIONS	
NO.	DATE	REVISIONS	BY
DATE: 4/2/15			
SCALE: N.T.S.			
DWG. BY: JK			
CHK. BY: LFS			
DRAWING NO.:			
L-7348A			
SHEET 3 OF 18			



1
4 **HORIZONTAL CROSS SECTION**

Testing Evaluation Laboratories Inc.
 Specimen Complies with Drawing
 Deviations Noted - TEL# 01991315
 Date 6/26/15 Verified by jo

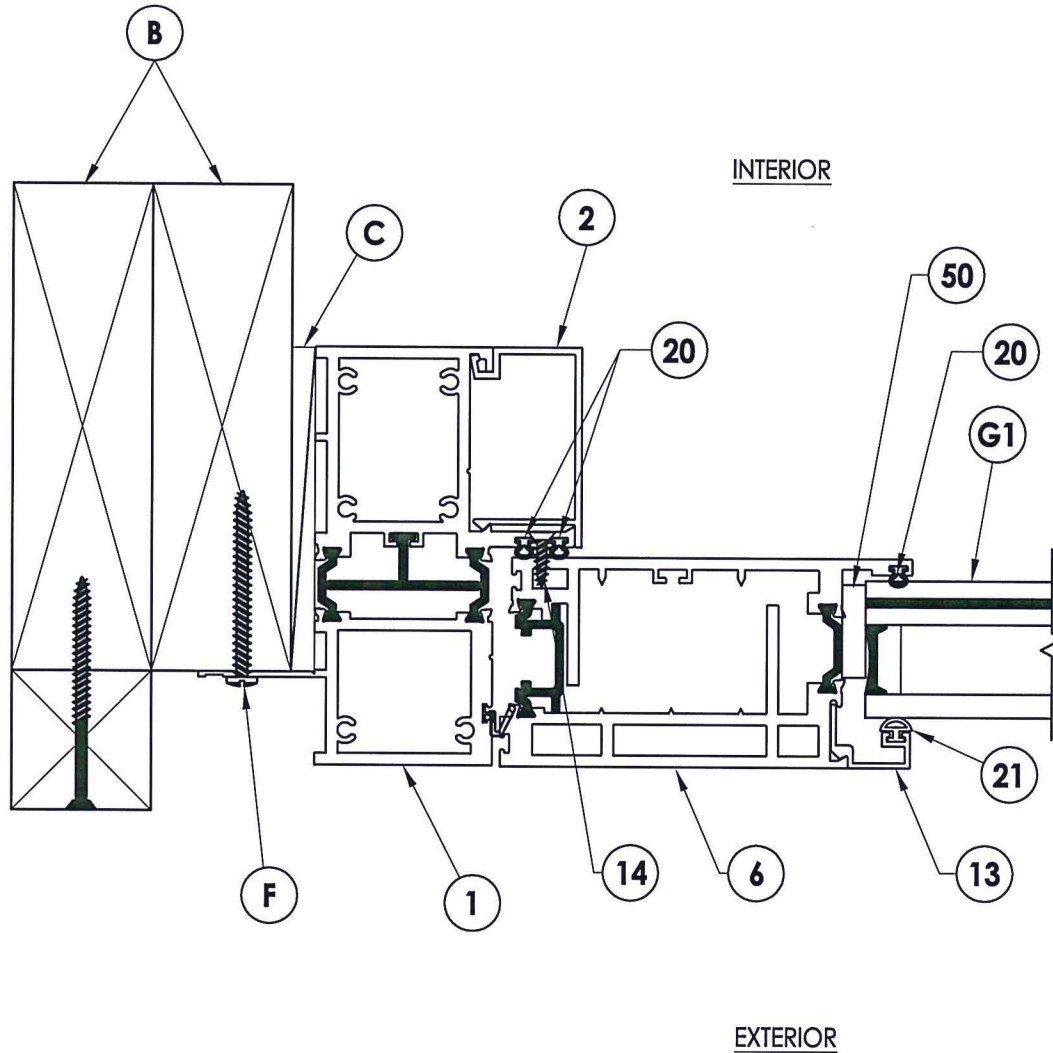
PRODUCT: FLEETWOOD SPEC. 2ALT, 2ALT-A		PART OR ASSEMBLY: HORIZONTAL CROSS SECTIONS	
NO.	DATE	REVISIONS	BY
 R.W. BUILDING CONSULTANTS, INC. 813.659.9197			
DATE: 4/2/15			
SCALE: N.T.S.			
DWG. BY: JK			
CHK. BY: LFS			
DRAWING NO.:			
L-7348A			
SHEET <u>4</u> OF <u>18</u>			



1 HORIZONTAL CROSS SECTION
5

Testing Evaluation Laboratories Inc.
Specimen Complies with Drawing
Deviations Noted - TEL# 01991315
Date 6/26/15 Verified by gw

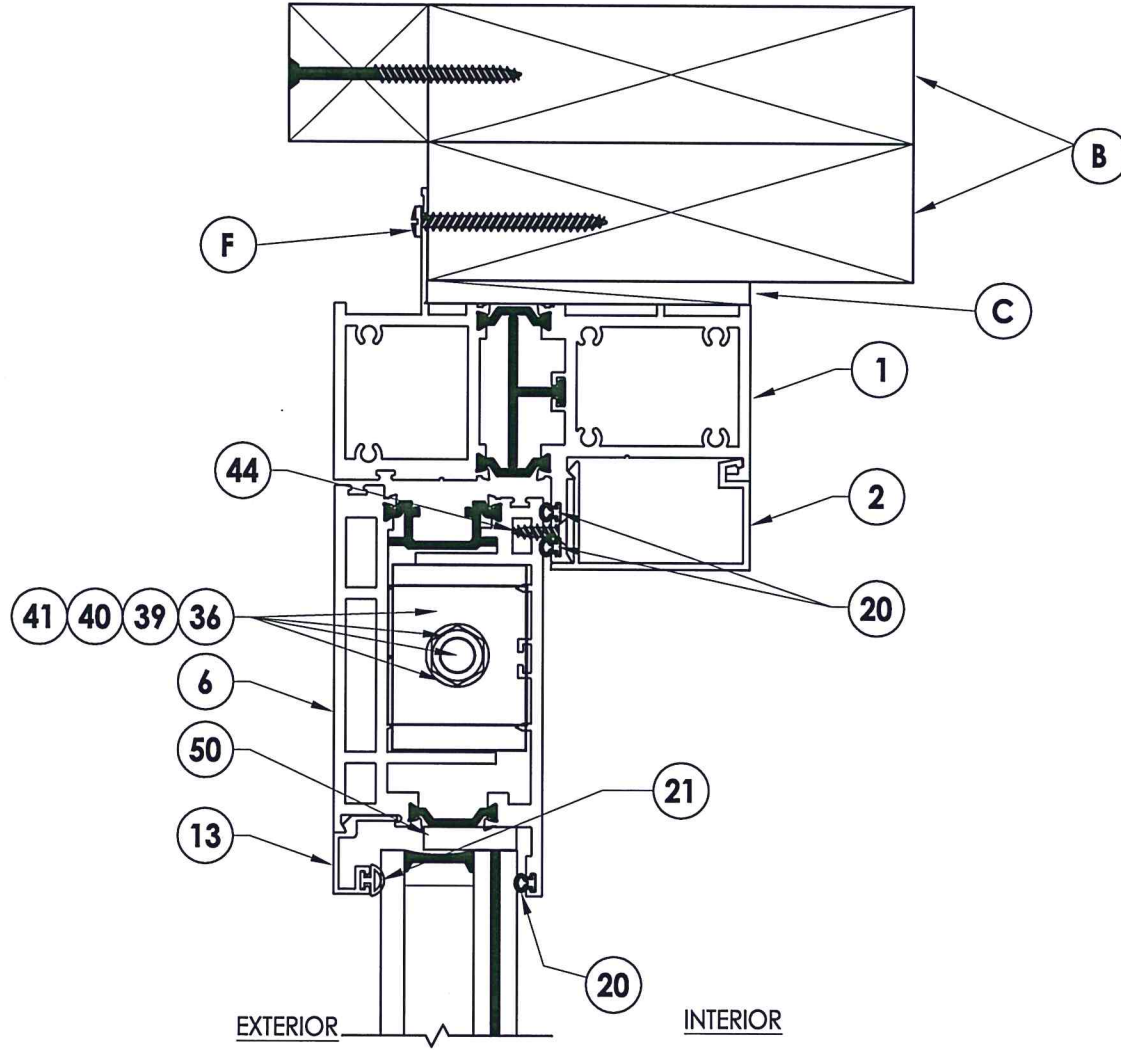
PRODUCT:		FLEETWOOD SPEC. 2ALT, 2ALT-A	
PART OR ASSEMBLY:		HORIZONTAL CROSS SECTIONS	
NO.	DATE	REVISIONS	BY
DATE: 4/2/15			
SCALE: N.T.S.			
DWG. BY: JK			
CHK. BY: LFS			
DRAWING NO.: L-7348A			
SHEET 5 OF 18			



1
7 HORIZONTAL CROSS SECTION


Testing Evaluation Laboratories Inc.
 Specimen Complies with Drawing
 Deviations Noted - TEL# 01991315
 Date 6/26/15 Verified by gq

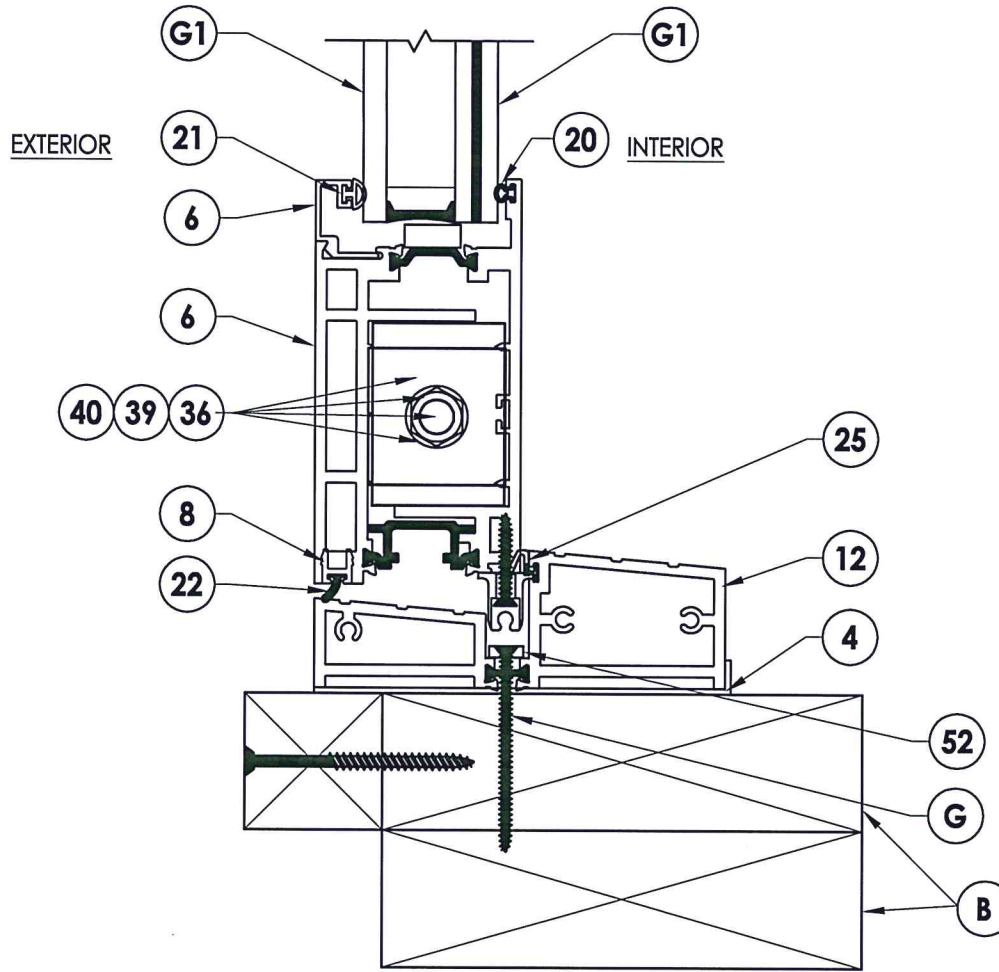
PRODUCT: FLEETWOOD SPEC. 2ALT, 2ALT-A		PART OR ASSEMBLY: HORIZONTAL CROSS SECTIONS	
NO.	DATE	REVISIONS	BY
RW BUILDING CONSULTANTS, INC. 813.659.9197			
DATE: 4/2/15			
SCALE: N.T.S.			
DWG. BY: JK			
CHK. BY: LFS			
DRAWING NO.:			
L-7348A			
SHEET <u>7</u> OF <u>18</u>			



1
12 **VERTICAL CROSS SECTION**

Testing Evaluation Laboratories Inc.
 Specimen Complies with Drawing
 Deviations Noted - TEL# 01991315
 Date 6/26/15 Verified by gjd

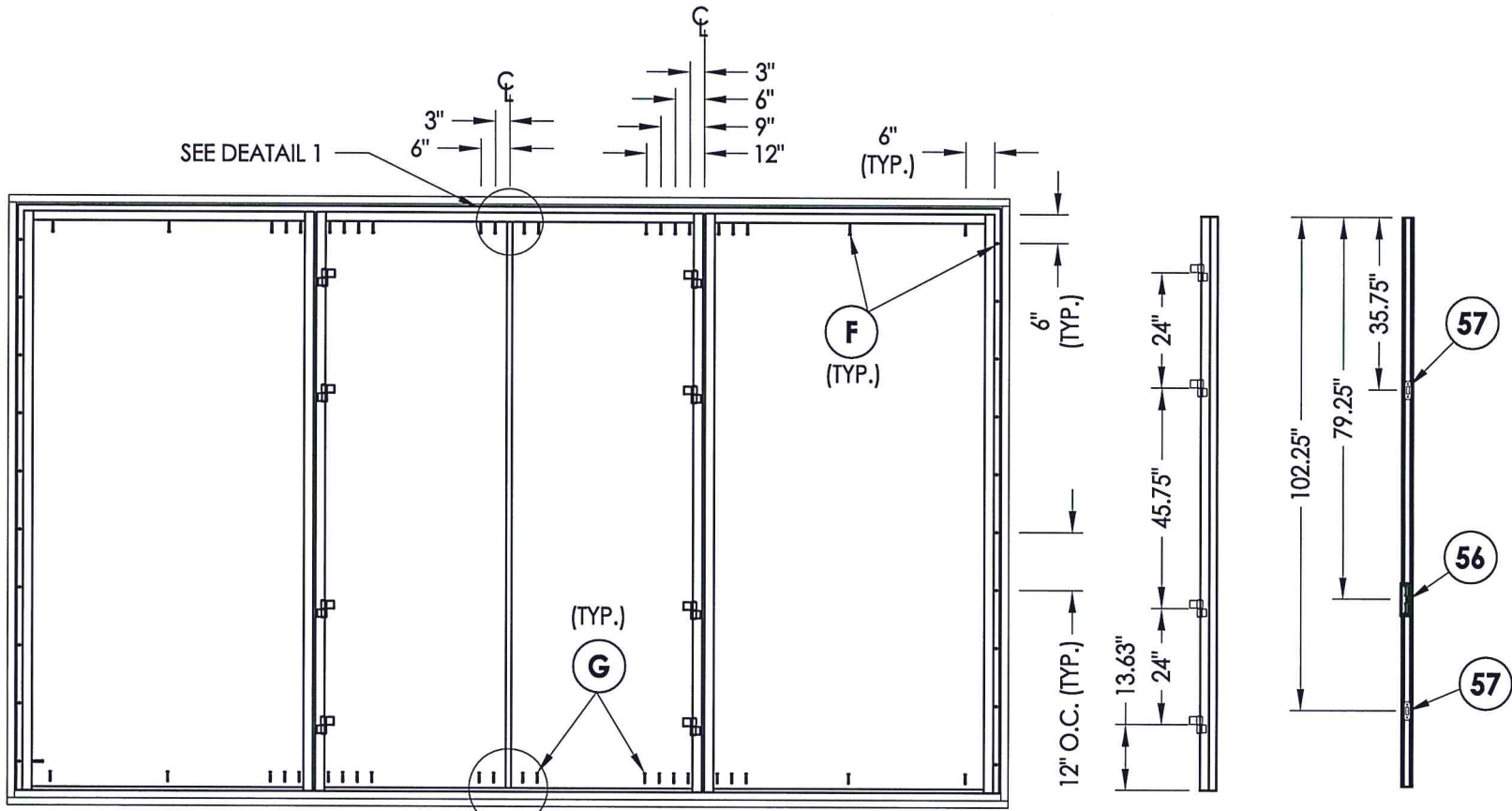
PRODUCT: FLEETWOOD SPEC. 2ALT, 2ALT-A		PART OR ASSEMBLY: VERTICAL CROSS SECTIONS	
NO.	DATE	REVISIONS	BY
 RW BUILDING CONSULTANTS, INC. 813.659.9197			
DATE: 4/2/15			
SCALE: N.T.S.			
DWG. BY: JK			
CHK. BY: LFS			
DRAWING NO.:			
L-7348A			
SHEET 12 OF 18			



1
13 **VERTICAL CROSS SECTION**

Testing Evaluation Laboratories Inc.
 Specimen Complies with Drawing
 Deviations Noted - TEL# 01991315
 Date 6/26/15 Verified by gw

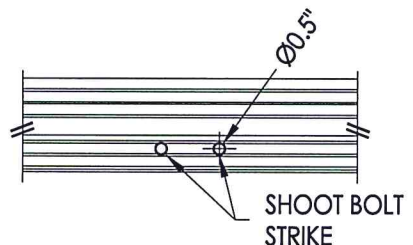
PRODUCT: FLEETWOOD SPEC. 2ALT, 2ALT-A		PART OR ASSEMBLY: VERTICAL CROSS SECTIONS	
NO.	DATE	REVISIONS	BY
DATE: 4/2/15			
SCALE: N.T.S.			
DWG. BY: JK			
CHK. BY: LFS			
DRAWING NO.:			
L-7348A			
SHEET 13 OF 18			



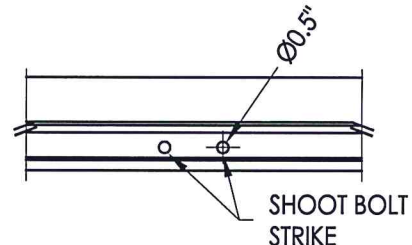
FRAME ANCHORING
(2X buck installation)

HINGE DETAIL **ASTRAGAL DETAIL**

Testing Evaluation Laboratories Inc.
Specimen Complies with Drawing
Deviations Noted - TEL# 01991315
Date 6/26/15 Verified by *g*



DETAIL 2

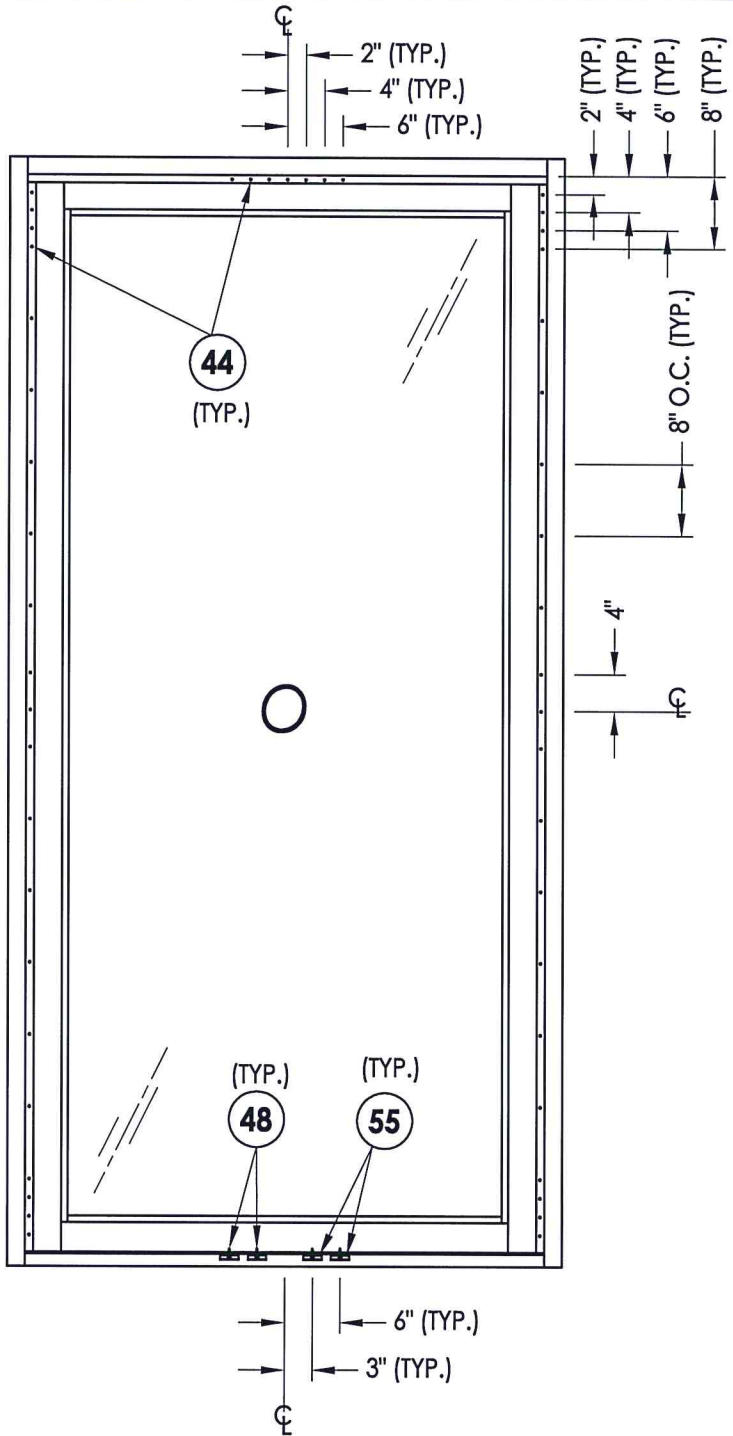


DETAIL 1

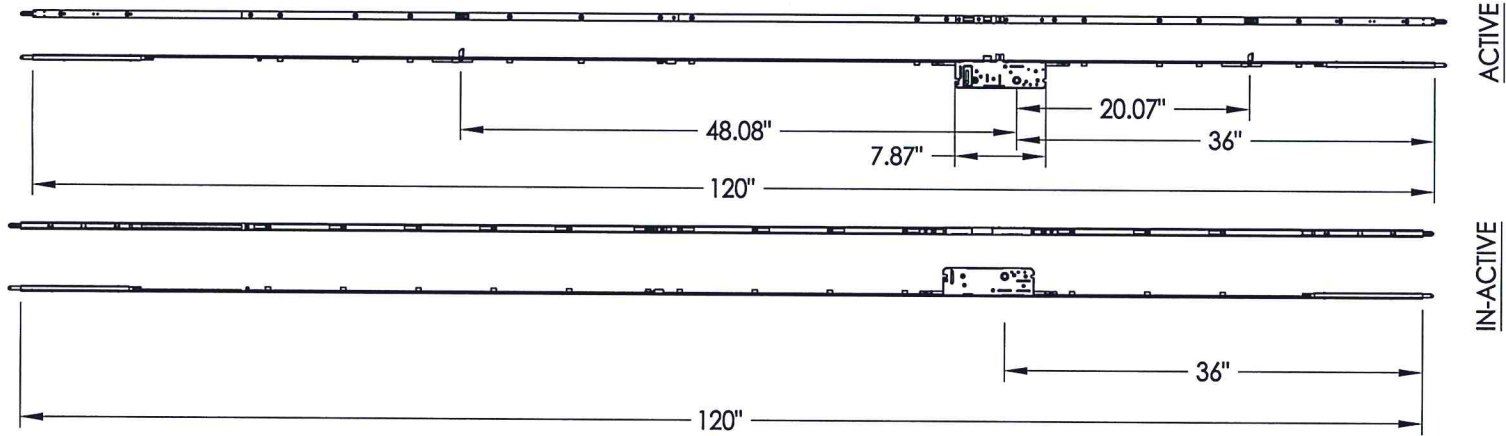
NOTE: Welded Shoot Bolt Housing

PRODUCT: FLEETWOOD SPEC. 2ALT, 2ALT-A		PART OR ASSEMBLY: FRAME ANCHORING	
NO.	DATE	BY	REVISIONS
DATE: 4/2/15			
SCALE: N.T.S.			
DWG. BY: JK			
CHK. BY: LFS			
DRAWING NO.: L-7348A			
SHEET 14 OF 18			

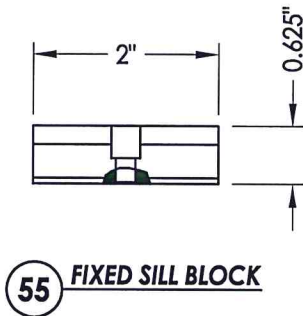
Testing Evaluation Laboratories Inc.
 Specimen Complies with Drawing
 Deviations Noted - TEL# 01991315
 Date 6/26/15 Verified by gwo



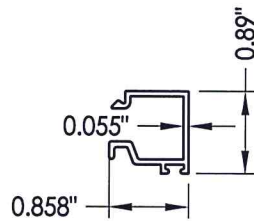
PRODUCT:		FLEETWOOD SPEC. 2ALT, 2ALT-A	
PART OR ASSEMBLY:		SIDELITE PANEL DETAIL	
NO.	DATE	REVISIONS	BY
DATE: 4/2/15			
SCALE: N.T.S.			
DWG. BY: JK			
CHK. BY: LFS			
DRAWING NO.: L-7348A			
SHEET 15 OF 18			



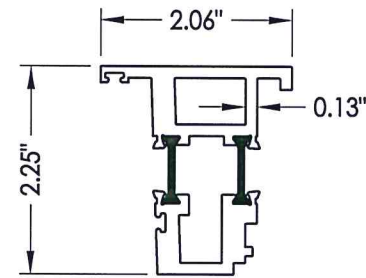
30 MULTI-POINT LOCK
TRUTH



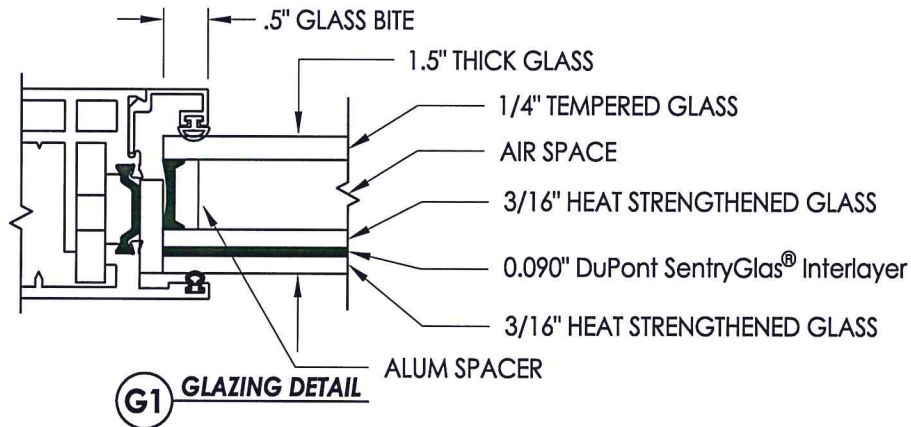
55 FIXED SILL BLOCK



7 1" GLASS STOP



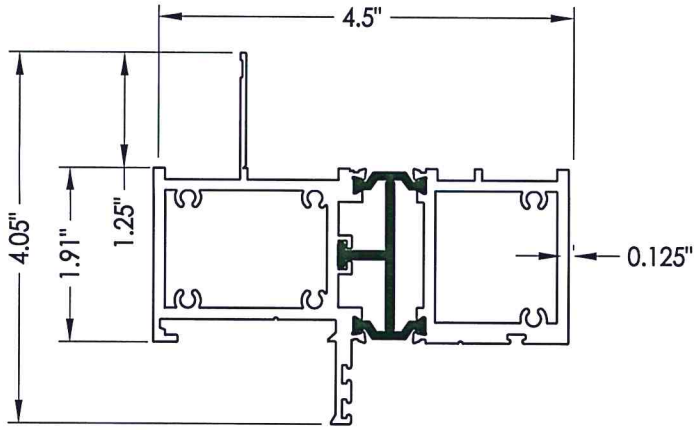
11 ASTRAGAL



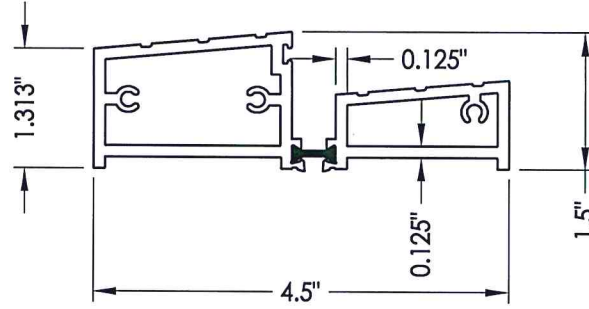
G1 GLAZING DETAIL

Testing Evaluation Laboratories Inc.
Specimen Complies with Drawing
Deviations Noted - TEL# 01991315
Date 6/26/15 Verified by gw

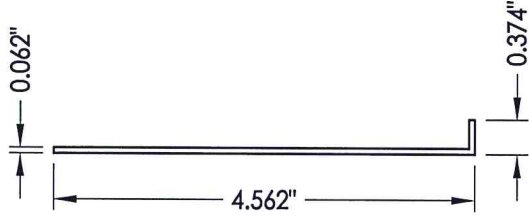
PRODUCT: FLEETWOOD SPEC. 2ALT, 2ALT-A		PART OR ASSEMBLY: COMPONENTS AND GLAZING DETAIL	
NO.	DATE	REVISIONS	BY
		DATE: 4/2/15 SCALE: N.T.S. DWG. BY: JK CHK. BY: LFS DRAWING NO.: L-7348A SHEET 16 OF 18	



1 BLOCK HEAD & JAMBS
(Fin)

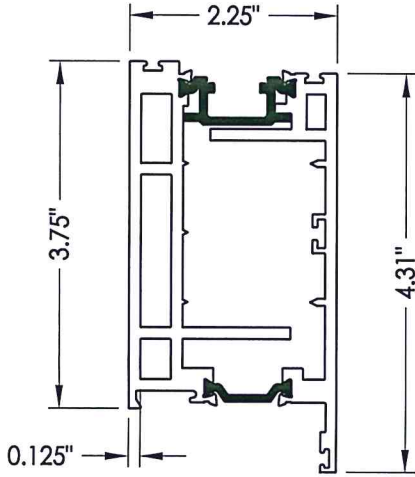


12 IN-SWING SILL

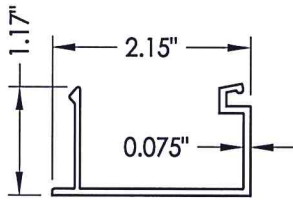


4 SILL PAN

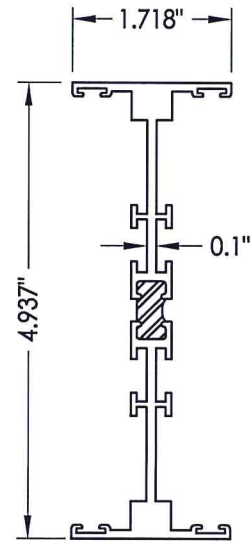
Testing Evaluation Laboratories Inc.
 Specimen Complies with Drawing
 Deviations Noted - TEL# 01991315
 Date 6/26/15 Verified by *gw*



6 SASH



2 FRAME SNAP-IN



16 KONA I-MULLION

PRODUCT:		FLEETWOOD SPEC. 2ALT, 2ALT-A	
PART OR ASSEMBLY:		COMPONENTS	
NO.	DATE	REVISIONS	BY
 RW BUILDING CONSULTANTS, INC. 813.659.9197			
DATE: 4/2/15		SCALE: N.T.S.	
DWG. BY: JK		CHK. BY: LFS	
DRAWING NO.: L-7348A		SHEET 17 OF 18	

