



Testing Evaluation Laboratories, Inc.

2002 Wood Court Suite 1 – Plant City, FL 33563
Phone: 813-754-9887

TEST RESULTS

Dade Lab Certification Number: 15-0114.08
Test Notification Number: TEL 15-004

Report No: TEL 01991315
Test Dates: March 16, 2015
through April 3, 2015
Report Date: June 26, 2015

Issued to:

Fleetwood Windows and Doors
1 Fleetwood Way
Corona, CA 92879

Project Summary: Testing Evaluation Laboratories, Inc. (TEL) was contracted by Fleetwood Windows and Doors to perform tests on the 3900-T Side Hinged Doors at TEL's Plant City, FL test facility.

Test specimen descriptions and results are reported herein.

Test Specifications: The test specimens were evaluated in accordance with the following:

High Velocity Hurricane Zone Protocols TAS 202-94, TAS 201-94 and TAS 203-94

Test Specimen Description:

Series / Model: 3900-T Side Hinged Doors

Type: Aluminum Side Hinged Doors

Overall Size: 201.00" x 120.00" – All Specimens – (OXXO)

Daylight Opening: 29.00" x 108.00" – Door Panel-Specs 1, 1a, 1ALT, 1ALT-A, 1ALT-B, 1ALT-C
57.00" x 117.00" – GTF Panel-Specs 1, 1a
47.00" x 108.00" – Sash Panel-Specs 1, 1a, 1ALT, 1ALT-A, 1ALT-B, 1ALT-C
29.00" x 108.00" – Door Panel-Specs 2, 2a, 2ALT, 2ALT-A
47.00" x 108.00" – Sash Panel-Specs 2, 2a, 2ALT, 2ALT-A

Glazing Details: See attached drawing numbers L-7347 and L-7348 for glazing details.

Frame Material: Aluminum

Finish: Mill Finish

For Tested Elevation, Vertical Cross Sections, Horizontal Cross Sections, Components, Frame Anchoring, Glazing Detail and Bill of Materials See Attached Drawing numbers L-7347, L-7347A, L-7348 and L-7348A.

STRUCTURAL TESTS (TAS 202)

Specimen 1 – 201.00" x 120.00" – Outswing Double Door with (1) GTF Sidelite and (1) Sash Sidelite – Standard Astragal Bolt – OXXO

Design Pressure Positive 50.0 Negative 50.0

Air Infiltration (ASTM E283-04)	Pressure	SCFM/Ft ²	Result
	1.57 PSF	0.158	Pass
Air Exfiltration (ASTM E283-04)	Pressure	SCFM/Ft ²	Result
	1.57 PSF	0.180	Pass

Structural Loads (ASTM E330-02)

Range	Time (sec)	Load (psf)	Location	Deflection	Allowable (Def)
Half Test Positive	30	25.00			
Design Positive	30	50.00	1	0.226"	0.667"
			2	0.286"	0.667"
Half Test Negative	30	25.00			
Design Negative	30	50.00	1	0.314"	0.667"
			2	0.335"	0.667"

Water Infiltration (ASTM E331-00) (Standard Weatherstrip)	Pressure	Time	Result
	5.25 PSF	15.0 Min.	Pass
Water Infiltration (ASTM E331-00) (Standard Weatherstrip w/Drip Cap)	Pressure	Time	Result
	6.00 PSF	15.0 Min.	Pass
Water Infiltration (ASTM E331-00) (Sill Bulb)	Pressure	Time	Result
	5.25 PSF	15.0 Min.	Pass
Water Infiltration (ASTM E331-00) (Sill Bulb w/Drip Cap)	Pressure	Time	Result
	6.00 PSF	15.0 Min.	Pass

Note #1: Water Infiltration performed after Positive and Negative half and design loads.

Structural Loads (ASTM E330-02)

Range	Time (sec)	Load (psf)	Location	Deflection	Set	Allowable (Set)
Half Proof Positive	10	37.50				
Test Positive	30	75.00	1	0.434"	0.003"	0.480"
			2	0.502"	0.001"	0.480"
			3	1.097"	0.031"	0.468"
Half Proof Negative	10	37.50				
Test Negative	30	75.00	1	0.418"	0.007"	0.480"
			2	0.556"	0.005"	0.480"
			3	1.176"	0.004"	0.468"

Deflection Locations:

Location 1 – Center of Mullion at GTF Sidelite, Location 2 – Center of Mullion at Sash Sidelite, Location 3 – Center of Active Door at Latch Stile.

Forced Entry Passed – No Entry

Conclusion: TEL observed no signs of failure in any area of this test specimen during the Uniform Static Load Test. In addition, specimen met the permanent set requirements. Therefore, this specimen satisfies the uniform static load test requirements of TAS 202-94.

James Hayhurst, Test Technician

STRUCTURAL TESTS (TAS 202)

Specimen 1 ALT – 201.00" x 120.00" – Outswing Double Door with (2) Sash Sidelites – Welded Astragal Bolt – OXXO

Design Pressure Positive 55.0 Negative 55.0

Structural Loads (ASTM E330-02)

Range	Time (sec)	Load (psf)	Location	Deflection	Allowable (Def)
Half Test Positive	30	25.00			
Design Positive	30	50.00	1	0.345"	0.667"
Half Test Negative	30	25.00			
Design Negative	30	50.00	1	0.425"	0.667"

Structural Loads (ASTM E330-02)

Range	Time (sec)	Load (psf)	Location	Deflection	Set	Allowable (Set)
Half Proof Positive	10	37.50				
Test Positive	30	75.00	1	0.518"	0.041"	0.480"
			2	1.320"	0.197"	0.468"
Half Proof Negative	10	37.50				
Test Negative	30	75.00	1	0.525"	0.014"	0.480"
			2	1.193"	0.030"	0.468"

Deflection Locations:

Location 1 – Center of Mullion at Sidelite, Location 2 – Center of Active Door at Latch Stile.

Conclusion: TEL observed no signs of failure in any area of this test specimen during the Uniform Static Load Test. In addition, specimen met the permanent set requirements. Therefore, this specimen satisfies the uniform static load test requirements of TAS 202-94.

James Hayhurst, Test Technician

STRUCTURAL TESTS (TAS 202)

Specimen 2 – 201.00" x 120.00" – Inswing Double Door with (2) Sash Sidelites – Standard Astragal Bolt – OXXO

Design Pressure Positive 50.0 Negative 55.0

Test Description	Pressure	SCFM/Ft ²	Result
Air Infiltration (ASTM E283-04) (Standard Weatherstrip)	1.57 PSF	0.115	Pass
Air Exfiltration (ASTM E283-04) (Standard Weatherstrip)	1.57 PSF	0.054	Pass
Air Infiltration (ASTM E283-04) (Optional Bulb Weatherstrip)	1.57 PSF	0.093	Pass
Air Exfiltration (ASTM E283-04) (Optional Bulb Weatherstrip)	1.57 PSF	0.048	Pass

Structural Loads (ASTM E330-02)

Range	Time (sec)	Load (psf)	Location	Deflection	Allowable (Def)
Half Test Positive	30	25.00			
Design Positive	30	50.00	1	0.376"	0.667"
Half Test Negative	30	25.00			
Design Negative	30	50.00	1	0.501"	0.667"

Test Description	Pressure	Time	Result
Water Infiltration (ASTM E331-00) (Standard Weatherstrip)	0.00 PSF	15.0 Min.	Pass
Water Infiltration (ASTM E331-00) (Standard Weatherstrip w/adust.)	2.25 PSF	15.0 Min.	Pass
Water Infiltration (ASTM E331-00) (Standard Weatherstrip w/Drip Cap)	3.75 PSF	15.0 Min.	Pass
Water Infiltration (ASTM E331-00) (Sill Bulb)	2.25 PSF	15.0 Min.	Pass
Water Infiltration (ASTM E331-00) (Sill Bulb w/Drip Cap)	3.75 PSF	15.0 Min.	Pass

Note #1: Water Infiltration performed after Positive and Negative half and design loads.

Structural Loads (ASTM E330-02)

Range	Time (sec)	Load (psf)	Location	Deflection	Set	Allowable (Set)
Half Proof Positive	10	37.50				
Test Positive	30	75.00	1	0.551"	0.022"	0.480"
			2	1.223"	0.041"	0.468"
Half Proof Negative	10	37.50				
Test Negative	30	75.00	1	0.641"	0.069"	0.480"
			2	1.221"	0.061"	0.468"

Deflection Locations:

Location 1 – Center of Mullion, Location 2 – Center of Active Door at Latch Stile.

Forced Entry Passed – No Entry

Conclusion: TEL observed no signs of failure in any area of this test specimen during the Uniform Static Load Test. In addition, specimen met the permanent set requirements. Therefore, this specimen satisfies the uniform static load test requirements of TAS 202-94.

James Hayhurst, Test Technician

STRUCTURAL TESTS (TAS 202)

Specimen 2 ALT – 201.00" x 120.00" – Inswing Double Door with (2) Sash Sidelites – Welded Astragal Bolt – OXXO

Design Pressure Positive 55.0 Negative 65.0

Structural Loads (ASTM E330-02)

Range	Time (sec)	Load (psf)	Location	Deflection	Allowable (Def)
Half Test Positive	30	27.50			
Design Positive	30	55.00	1	0.360"	0.667"
Half Test Negative	30	32.50			
Design Negative	30	65.00	1	0.577"	0.667"

Structural Loads (ASTM E330-02)

Range	Time (sec)	Load (psf)	Location	Deflection	Set	Allowable (Set)
Half Proof Positive	10	41.25				
Test Positive	30	82.50	1	0.499"	0.044"	0.480"
			2	1.007"	0.049"	0.468"
Half Proof Negative	10	48.75				
Test Negative	30	97.50	1	0.641"	0.022"	0.480"
			2	1.346"	0.008"	0.468"

Deflection Locations:

Location 1 – Center of Mullion at Sidelite, Location 2 – Center of Active Door at Latch Stile.

Conclusion: TEL observed no signs of failure in any area of this test specimen during the Uniform Static Load Test. In addition, specimen met the permanent set requirements. Therefore, this specimen satisfies the uniform static load test requirements of TAS 202-94.

James Hayhurst, Test Technician

IMPACT AND CYCLING TESTS (TAS 201/203)

Specimen 1a – 201.00" x 120.00" – Outswing Double Door with (1) GTF Sidelite and (1) Sash Sidelite – Standard Astragal Bolt – OXXO

TAS 201 and 203 – Large Missile Impact (2 x 4 Southern Yellow Pine)

Cond. Temp Of Specimen	Missile Level	Missile Weight	Missile Length	Muzzle Distance From Specimen
75°F	D	9.0 lbs, 1 oz.	8'-1/2"	17'0"

Impact Location	Results	X - Measurement	Y - Measurement	Speed
1	Pass	12.00"	12.00"	50.2 fps
2	Pass	30.00"	60.00"	49.9 fps
3	Pass	61.50"	60.00"	50.0 fps
4	Pass	82.00"	3.00"	49.9 fps
5	Pass	101.00"	60.00"	49.8 fps
6	Pass	112.00"	12.00"	49.9 fps
7	Pass	120.00"	60.00"	49.8 fps
8	Pass	141.00"	60.00"	49.9 fps
9	Pass	150.00"	12.00"	50.1 fps
10	Pass	172.00"	60.00"	49.9 fps

Orientation of Missile at Impact was within +/-5° of horizontal.
None of the impacts penetrated the specimens.
"X" measurement is from the left edge of test specimen.
"Y" measurement is from the bottom edge of test specimen.

TAS 201 and 203– Fatigue Load Cycling Design Pressure +50.0 psf / - 50.0 psf

Positive % of Test Load	Positive Pressure Range (psf)	Number Of Cycles	Average Cycle Time (Sec)
20% to 50%	10.0 to 25.0	3500	1.95
0% to 60%	0.0 to 30.0	300	2.27
50% to 80%	25.0 to 40.0	600	2.05
30% to 100%*	15.0 to 50.0	100	2.56

Negative % of Test Load	Negative Pressure Range (psf)	Number Of Cycles	Average Cycle Time (Sec)
30% to 100%*	15.0 to 50.0	50	1.99
50% to 80%	25.0 to 40.0	1050	1.55
0% to 60%	0.0 to 30.0	50	1.90
20% to 50%	10.0 to 25.0	3350	1.26

*Active Panel deflected 2.00" from original plane at 100% Positive load and 3.25" from original plane at 100% Negative load. At the completion of cycles the door panel was operable. There were no tears in the film. In our opinion, the tape and film used to seal for air leakage did not influence the results of the test.

James Hayhurst, Test Technician

IMPACT AND CYCLING TESTS (TAS 201/203)

Specimen 1 ALT-A – 201.00" x 120.00" – Outswing Double Door with (2) Sash Sidelites – Welded Astragal Bolt – OXXO

TAS 201 and 203 – Large Missile Impact (2 x 4 Southern Yellow Pine)

Cond. Temp Of Specimen	Missile Level	Missile Weight	Missile Length	Muzzle Distance From Specimen
74°F	D	9.0 lbs, 1 oz.	8'-1/2"	17'0"

Impact Location	Results	X - Measurement	Y - Measurement	Speed
1	Pass	12.00"	10.00"	49.8 fps
2	Pass	30.00"	60.00"	50.2 fps
3	Pass	61.00"	60.00"	49.9 fps
4	Pass	81.00"	3.00"	50.0 fps
5	Pass	101.00"	60.00"	50.0 fps
6	Pass	112.00"	12.00"	49.9 fps
7	Pass	120.50"	60.00"	49.8 fps

Orientation of Missile at Impact was within +/-5° of horizontal.
None of the impacts penetrated the specimens.
"X" measurement is from the left edge of test specimen.
"Y" measurement is from the bottom edge of test specimen.

TAS 201 and 203– Fatigue Load Cycling Design Pressure +55.0 psf / - 50.0 psf

Positive % of Test Load	Positive Pressure Range (psf)	Number Of Cycles	Average Cycle Time (Sec)
20% to 50%	11.0 to 27.5	3500	1.56
0% to 60%	0.0 to 33.0	300	1.78
50% to 80%	27.5 to 44.0	600	1.53
30% to 100%*	16.5 to 55.0	100	2.25
Negative % of Test Load	Negative Pressure Range (psf)	Number Of Cycles	Average Cycle Time (Sec)
30% to 100%*	15.0 to 50.0	50	2.12
50% to 80%	25.0 to 40.0	1050	1.89
0% to 60%	0.0 to 30.0	50	2.99
20% to 50%	10.0 to 25.0	3350	1.97

*Active Panel deflected 1.75" from original plane at 100% Positive load and 2.50" from original plane at 100% Negative load. At the completion of cycles the door panel was operable. There were no tears in the film. In our opinion, the tape and film used to seal for air leakage did not influence the results of the test.

James Hayhurst, Test Technician

IMPACT AND CYCLING TESTS (TAS 201/203)

Specimen 1 ALT-B – 201.00" x 120.00" – Outswing Double Door with (2) Sash Sidelites – Welded Astragal Bolt – OXXO

TAS 201 and 203 – Large Missile Impact (2 x 4 Southern Yellow Pine)

Cond. Temp Of Specimen	Missile Level	Missile Weight	Missile Length	Muzzle Distance From Specimen
74°F	D	9.0 lbs, 1 oz.	8'-1/2"	17'0"

Impact Location	Results	X - Measurement	Y - Measurement	Speed
1	Pass	12.00"	10.00"	49.8 fps
2	Pass	30.00"	60.00"	50.1 fps
3	Pass	61.00"	60.00"	50.0 fps
4	Pass	81.00"	3.00"	49.8 fps
5	Pass	101.00"	60.00"	50.0 fps
6	Pass	112.00"	12.00"	49.9 fps
7	Pass	120.50"	60.00"	49.9 fps
<p>Orientation of Missile at Impact was within +/-5° of horizontal. None of the impacts penetrated the specimens. "X" measurement is from the left edge of test specimen. "Y" measurement is from the bottom edge of test specimen.</p>				

TAS 201 and 203– Fatigue Load Cycling Design Pressure +55.0 psf / - 50.0 psf

Positive % of Test Load	Positive Pressure Range (psf)	Number Of Cycles	Average Cycle Time (Sec)
20% to 50%	11.0 to 27.5	3500	1.47
0% to 60%	0.0 to 33.0	300	1.27
50% to 80%	27.5 to 44.0	600	1.88
30% to 100%*	16.5 to 55.0	100	2.32
Negative % of Test Load	Negative Pressure Range (psf)	Number Of Cycles	Average Cycle Time (Sec)
30% to 100%*	15.0 to 50.0	50	2.42
50% to 80%	25.0 to 40.0	1050	1.81
0% to 60%	0.0 to 30.0	50	1.91
20% to 50%	10.0 to 25.0	3350	1.43
<p>*Active Panel deflected 1.75" from original plane at 100% Positive load and 2.50" from original plane at 100% Negative load. At the completion of cycles the door panel was operable. There were no tears in the film. In our opinion, the tape and film used to seal for air leakage did not influence the results of the test.</p>			

James Hayhurst, Test Technician

IMPACT AND CYCLING TESTS (TAS 201/203)

Specimen 1 ALT-C – 201.00" x 120.00" – Outswing Double Door with (2) Sash Sidelites – Welded Astragal Bolt – OXXO

TAS 201 and 203 – Large Missile Impact (2 x 4 Southern Yellow Pine)

Cond. Temp Of Specimen	Missile Level	Missile Weight	Missile Length	Muzzle Distance From Specimen
74°F	D	9.0 lbs, 1 oz.	8'-1/2"	17'0"

Impact Location	Results	X - Measurement	Y - Measurement	Speed
1	Pass	48.00"	108.00"	49.8 fps
2	Pass	30.00"	60.00"	50.2 fps
3	Pass	61.00"	60.00"	49.9 fps
4	Pass	81.00"	3.00"	50.0 fps
5	Pass	101.00"	60.00"	50.0 fps
6	Pass	128.00"	108.00"	49.9 fps
7	Pass	120.50"	60.00"	49.8 fps
Orientation of Missile at Impact was within +/-5° of horizontal. None of the impacts penetrated the specimens. "X" measurement is from the left edge of test specimen. "Y" measurement is from the bottom edge of test specimen.				

TAS 201 and 203– Fatigue Load Cycling Design Pressure +55.0 psf / - 50.0 psf

Positive % of Test Load	Positive Pressure Range (psf)	Number Of Cycles	Average Cycle Time (Sec)
20% to 50%	11.0 to 27.5	3500	1.88
0% to 60%	0.0 to 33.0	300	2.23
50% to 80%	27.5 to 44.0	600	1.60
30% to 100%*	16.5 to 55.0	100	2.40
Negative % of Test Load	Negative Pressure Range (psf)	Number Of Cycles	Average Cycle Time (Sec)
30% to 100%*	15.0 to 50.0	50	1.79
50% to 80%	25.0 to 40.0	1050	1.19
0% to 60%	0.0 to 30.0	50	1.98
20% to 50%	10.0 to 25.0	3350	1.13
*Active Panel deflected 2.00" from original plane at 100% Positive load and 2.00" from original plane at 100% Negative load. At the completion of cycles the door panel was operable. There were no tears in the film. In our opinion, the tape and film used to seal for air leakage did not influence the results of the test.			

James Hayhurst, Test Technician

IMPACT AND CYCLING TESTS (TAS 201/203)

Specimen 2a – 201.00" x 120.00" – Inswing Double Door with (2) Sash Sidelites – Standard Astragal Bolt – OXXO

TAS 201 and 203 – Large Missile Impact (2 x 4 Southern Yellow Pine)

Cond. Temp Of Specimen	Missile Level	Missile Weight	Missile Length	Muzzle Distance From Specimen
74°F	D	9.0 lbs, 1 oz.	8'-1/2"	17'0"

Impact Location	Results	X - Measurement	Y - Measurement	Speed
1	Pass	12.00"	10.00"	49.9 fps
2	Pass	30.00"	60.00"	49.8 fps
3	Pass	61.00"	60.00"	50.2 fps
4	Pass	81.00"	3.00"	50.0 fps
5	Pass	101.00"	60.00"	50.0 fps
6	Pass	112.00"	12.00"	49.9 fps
7	Pass	120.50"	60.00"	50.1 fps

Orientation of Missile at Impact was within +/-5° of horizontal.
 None of the impacts penetrated the specimens.
 "X" measurement is from the left edge of test specimen.
 "Y" measurement is from the bottom edge of test specimen.

TAS 201 and 203– Fatigue Load Cycling Design Pressure +50.0 psf / - 55.0 psf

Positive % of Test Load	Positive Pressure Range (psf)	Number Of Cycles	Average Cycle Time (Sec)
20% to 50%	10.0 to 25.0	3500	1.54
0% to 60%	0.0 to 30.0	300	1.81
50% to 80%	25.0 to 40.0	600	1.55
30% to 100%*	15.0 to 50.0	100	2.67
Negative % of Test Load	Negative Pressure Range (psf)	Number Of Cycles	Average Cycle Time (Sec)
30% to 100%*	16.5 to 55.0	50	2.12
50% to 80%	27.5 to 44.0	1050	1.52
0% to 60%	0.0 to 33.0	50	1.58
20% to 50%	11.0 to 27.5	3350	1.26
*Active Panel deflected 2.75" from original plane at 100% Positive load and 2.25" from original plane at 100% Negative load. At the completion of cycles the door panel was operable. There were no tears in the film. In our opinion, the tape and film used to seal for air leakage did not influence the results of the test.			

James Hayhurst, Test Technician

IMPACT AND CYCLING TESTS (TAS 201/203)

Specimen 2 ALT – A – 201.00" x 120.00" – Inswing Double Door with (2) Sash Sidelites – Welded Astragal Bolt – OXXO

TAS 201 and 203 – Large Missile Impact (2 x 4 Southern Yellow Pine)

Cond. Temp Of Specimen	Missile Level	Missile Weight	Missile Length	Muzzle Distance From Specimen
74°F	D	9.0 lbs, 1 oz.	8'-1/2"	17'0"

Impact Location	Results	X - Measurement	Y - Measurement	Speed
1	Pass	11.75"	10.00"	50.2 fps
2	Pass	30.00"	60.00"	49.8 fps
3	Pass	61.00"	60.00"	49.8 fps
4	Pass	81.00"	3.00"	49.9 fps
5	Pass	101.00"	60.00"	49.9 fps
6	Pass	112.00"	11.50"	49.9 fps
7	Pass	120.50"	60.00"	50.0 fps
<p>Orientation of Missile at Impact was within +/-5° of horizontal. None of the impacts penetrated the specimens. "X" measurement is from the left edge of test specimen. "Y" measurement is from the bottom edge of test specimen.</p>				

TAS 201 and 203– Fatigue Load Cycling Design Pressure +55.0 psf / - 60.0 psf

Positive % of Test Load	Positive Pressure Range (psf)	Number Of Cycles	Average Cycle Time (Sec)
20% to 50%	11.0 to 27.5	3500	1.84
0% to 60%	0.0 to 33.0	300	1.81
50% to 80%	27.5 to 44.0	600	1.54
30% to 100%*	16.5 to 55.0	100	2.25
Negative % of Test Load	Negative Pressure Range (psf)	Number Of Cycles	Average Cycle Time (Sec)
30% to 100%*	18.0 to 60.0	50	2.01
50% to 80%	30.0 to 48.0	1050	1.76
0% to 60%	0.0 to 36.0	50	1.63
20% to 50%	12.0 to 30.0	3350	1.34
<p>*Active Panel deflected 2.25" from original plane at 100% Positive load and 2.50" from original plane at 100% Negative load. At the completion of cycles the door panel was operable. There were no tears in the film. In our opinion, the tape and film used to seal for air leakage did not influence the results of the test.</p>			

James Hayhurst, Test Technician

Conditions, Terms, and General Notes Regarding These Tests

The product tested **Has Been** compared to the detailed drawing, bill of materials and fabrication information supplied by the client so named herein. Our analysis, which includes dimensional and component description comparisons, indicate the tested product and engineering information supplied by the client **"Are Equivalent"**. The report and representative samples will be retained for four years from the date of initial test.

These test results were obtained by employing all requirements of the designated test methods with no Deviations unless explicitly noted in test report. The test results and specimen supplied for testing are in compliance with the reference.

The test results are specific to the product tested by this laboratory and of the sample supplied by the client named herein, and they relate to no other product either manufactured by the client, a fabricator of the client or of the client or of installed field performance.

This test report does not constitute certification of this product, but only that the above test results were obtained using the designated test methods and they indicate compliance with the performance requirements (paragraphs as listed) of the above referenced specifications.

Testing Evaluation Laboratories, Inc. makes no opinions or endorsements regarding this product and its performance. This report may not be reproduced or quoted in partial form without the expressed written approval of Testing Evaluation Laboratories, Inc.

Testing Evaluation Laboratories, Inc.'s letter, reports, its name or insignia or mark are for the exclusive use of the client so named herein and any other use is strictly prohibited. The report, letters and the name of Testing Evaluation Laboratories, Inc., its seal or mark shall not be used in any circumstance to the general public or in any advertising.

Limitation of liability: Due diligence was used in performing the tests and reporting the results. By acceptance of this report, this client agrees to hold harmless and indemnify Testing Evaluation Laboratories, Inc., its employees, sub-contractors, officers and owners against all claims and demands of any kind whatsoever, which arise out of or in any manner connected with the performance of work referred to herein.

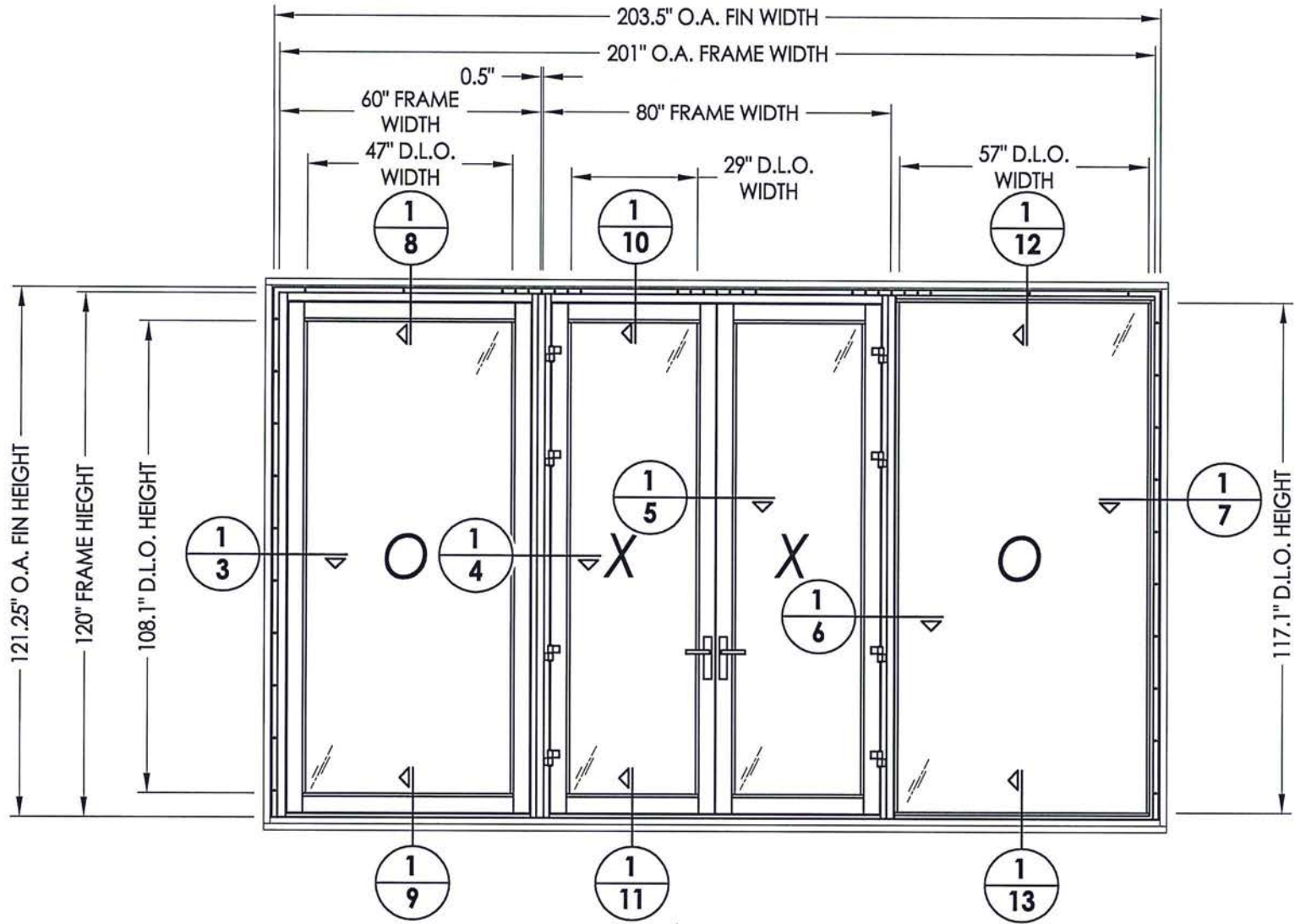
Testing Evaluation Laboratories, Inc.


Vivian K. Wright,
President


William B. Shelton, P.E.
Florida P.E. # 26636

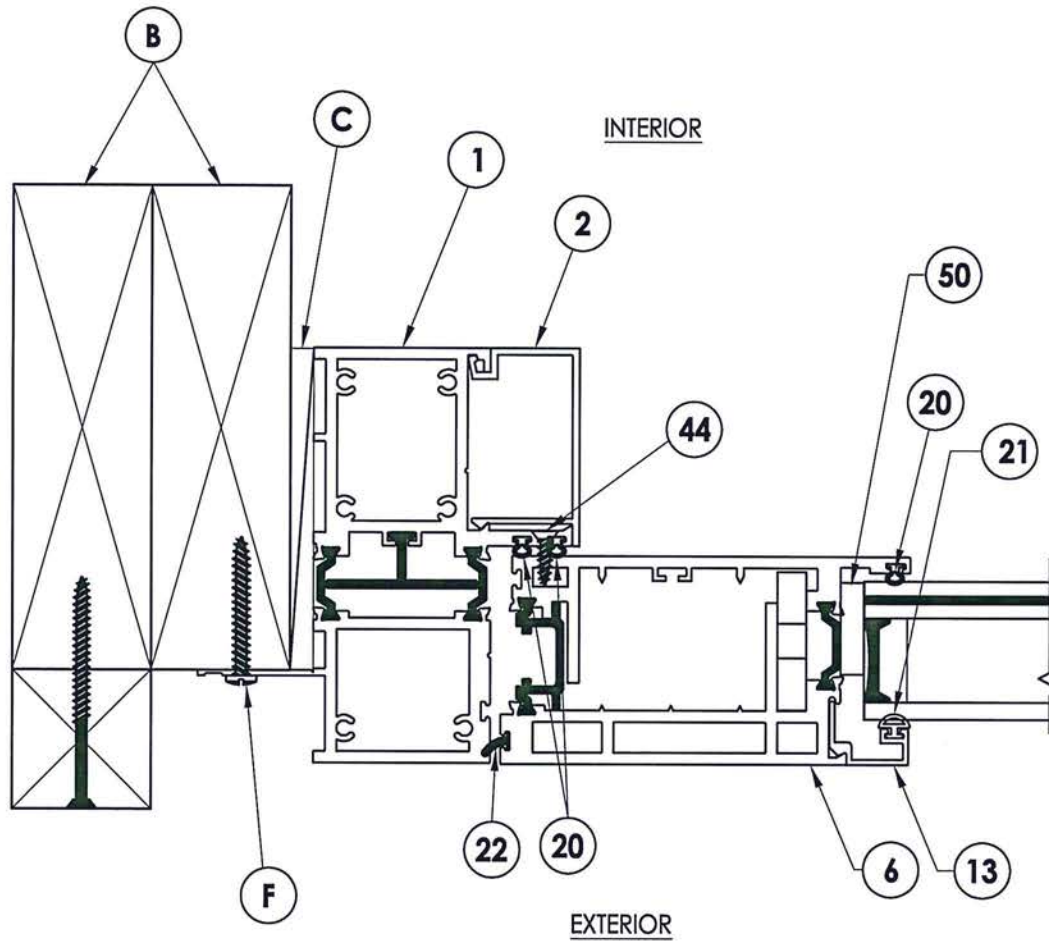
Revision Log

Rev No.	Date	Page(s)	Revision(s)
0	6/26/2015	NA	Original Report Issue



Testing Evaluation Laboratories Inc.
 Specimen Complies with Drawing
 Deviations Noted - TEL# 01991315
 Date 6/26/15 Verified by [Signature]

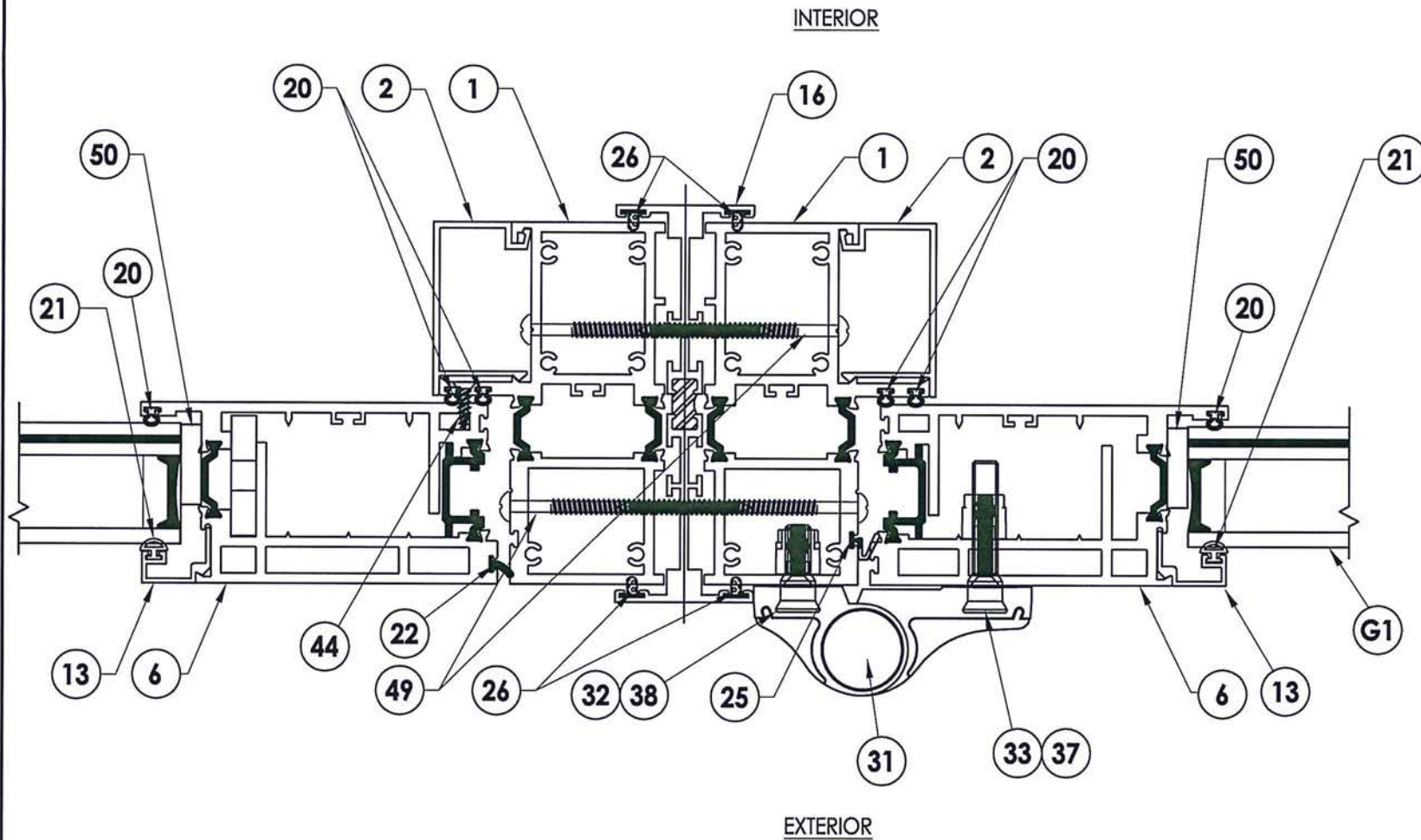
PRODUCT: FLEETWOOD SPEC. 1, 1a		PART OR ASSEMBLY: TEST ELEVATIONS	
NO.	DATE	REVISIONS	BY
DATE: 4/2/15			
SCALE: N.T.S.			
DWG. BY: JK			
CHK. BY: LFS			
DRAWING NO.: L-7347			
SHEET <u>2</u> OF <u>18</u>			



1
3 HORIZONTAL CROSS SECTION

Testing Evaluation Laboratories Inc.
 Specimen Complies with Drawing
 Deviations Noted - TEL# 01991315
 Date 6/26/15 Verified by gjo

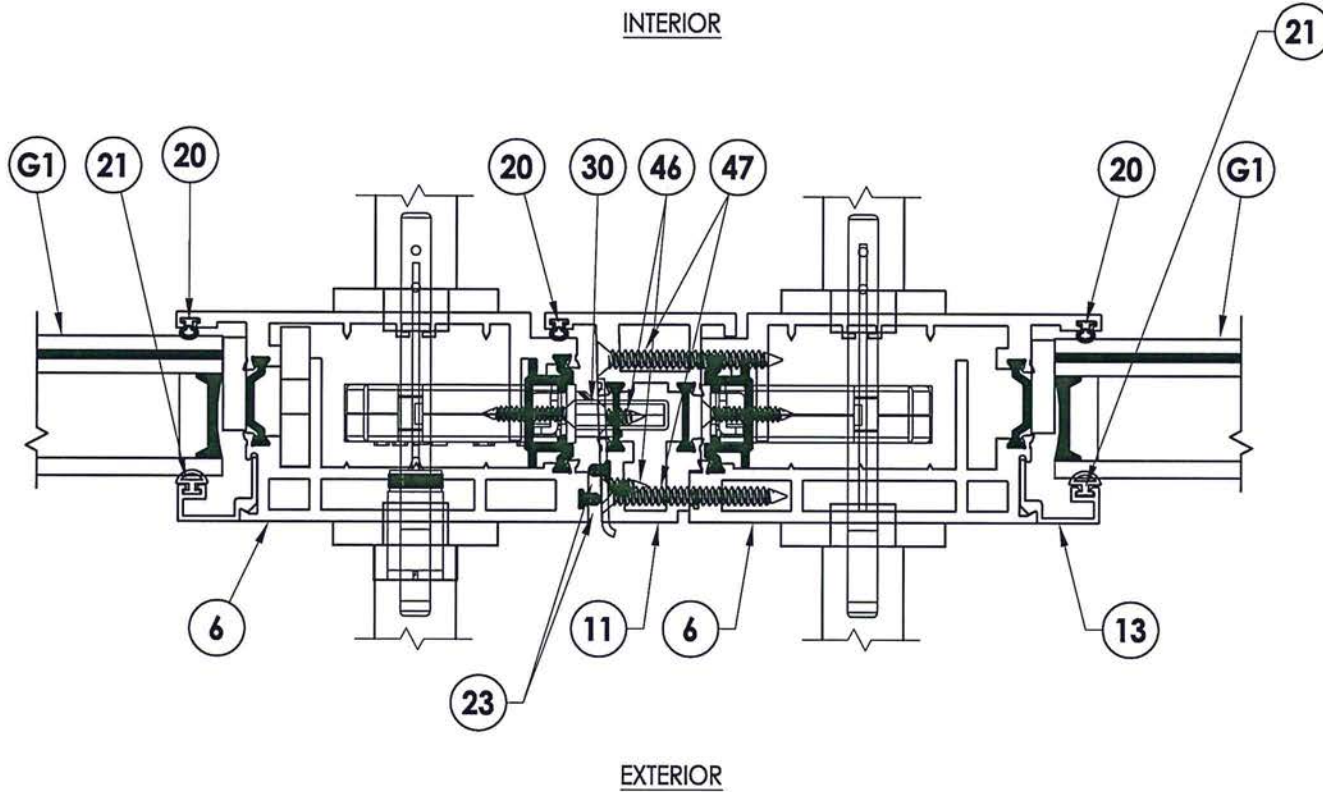
PRODUCT: FLEETWOOD SPEC. 1, 1a		PART OR ASSEMBLY: HORIZONTAL CROSS SECTIONS	
NO.	DATE	REVISIONS	BY
 RW BUILDING CONSULTANTS, INC. 813.659.9197			
DATE: 4/2/15			
SCALE: N.T.S.			
DWG. BY: JK			
CHK. BY: LFS			
DRAWING NO.:			
L-7347			
SHEET <u>3</u> OF <u>18</u>			



1
4
HORIZONTAL CROSS SECTION

Testing Evaluation Laboratories Inc.
 Specimen Complies with Drawing
 Deviations Noted - TEL# 01991315
 Date 6/26/15 Verified by *gfw*

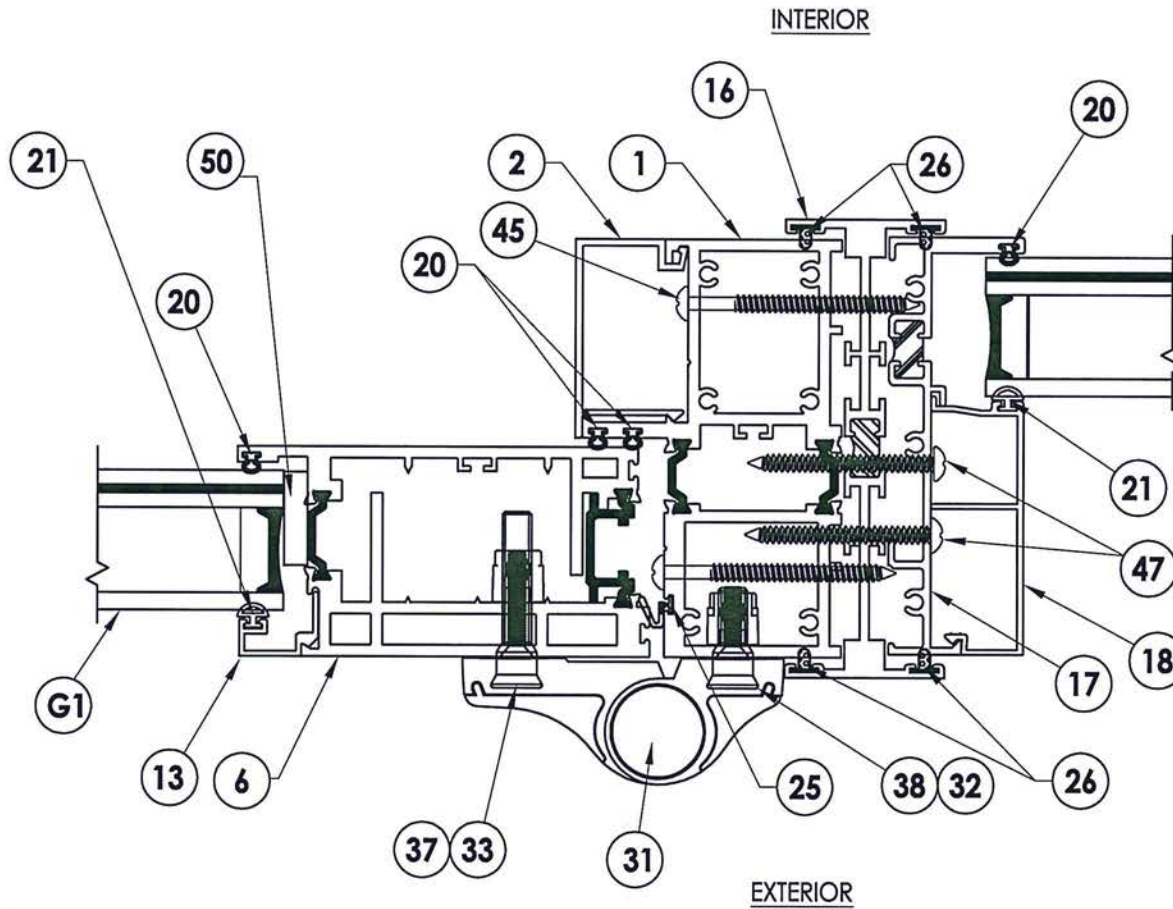
PRODUCT: FLEETWOOD SPEC. 1, 1a		PART OR ASSEMBLY: HORIZONTAL CROSS SECTIONS	
<div style="border: 1px solid black; padding: 5px; display: inline-block;"> RW BUILDING CONSULTANTS, INC. 813.659.9197 </div>			
DATE: 4/2/15			
SCALE: N.T.S.			
DWG. BY: JK			
CHK. BY: LFS			
DRAWING NO.:			
L-7347			
SHEET 4 OF 18			



1
5 **HORIZONTAL CROSS SECTION**

Testing Evaluation Laboratories Inc.
 Specimen Complies with Drawing
 Deviations Noted - TEL# 01991315
 Date 6/26/15 Verified by ju

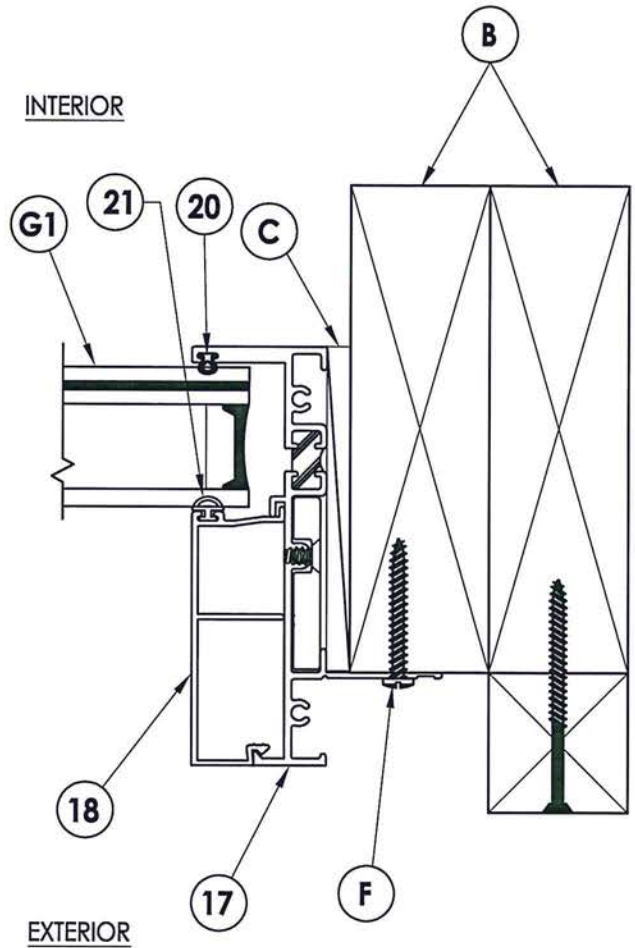
PRODUCT:		FLEETWOOD SPEC. 1, 1a	
PART OR ASSEMBLY:		HORIZONTAL CROSS SECTIONS	
NO.	DATE	REVISIONS	BY
DATE: 4/2/15			
SCALE: N.T.S.			
DWG. BY: JK			
CHK. BY: LFS			
DRAWING NO.: L-7347			
SHEET <u>5</u> OF <u>18</u>			



1
6 **HORIZONTAL CROSS SECTION**

Testing Evaluation Laboratories Inc.
 Specimen Complies with Drawing
 Deviations Noted - TEL# 01991315
 Date 6/26/15 Verified by gw

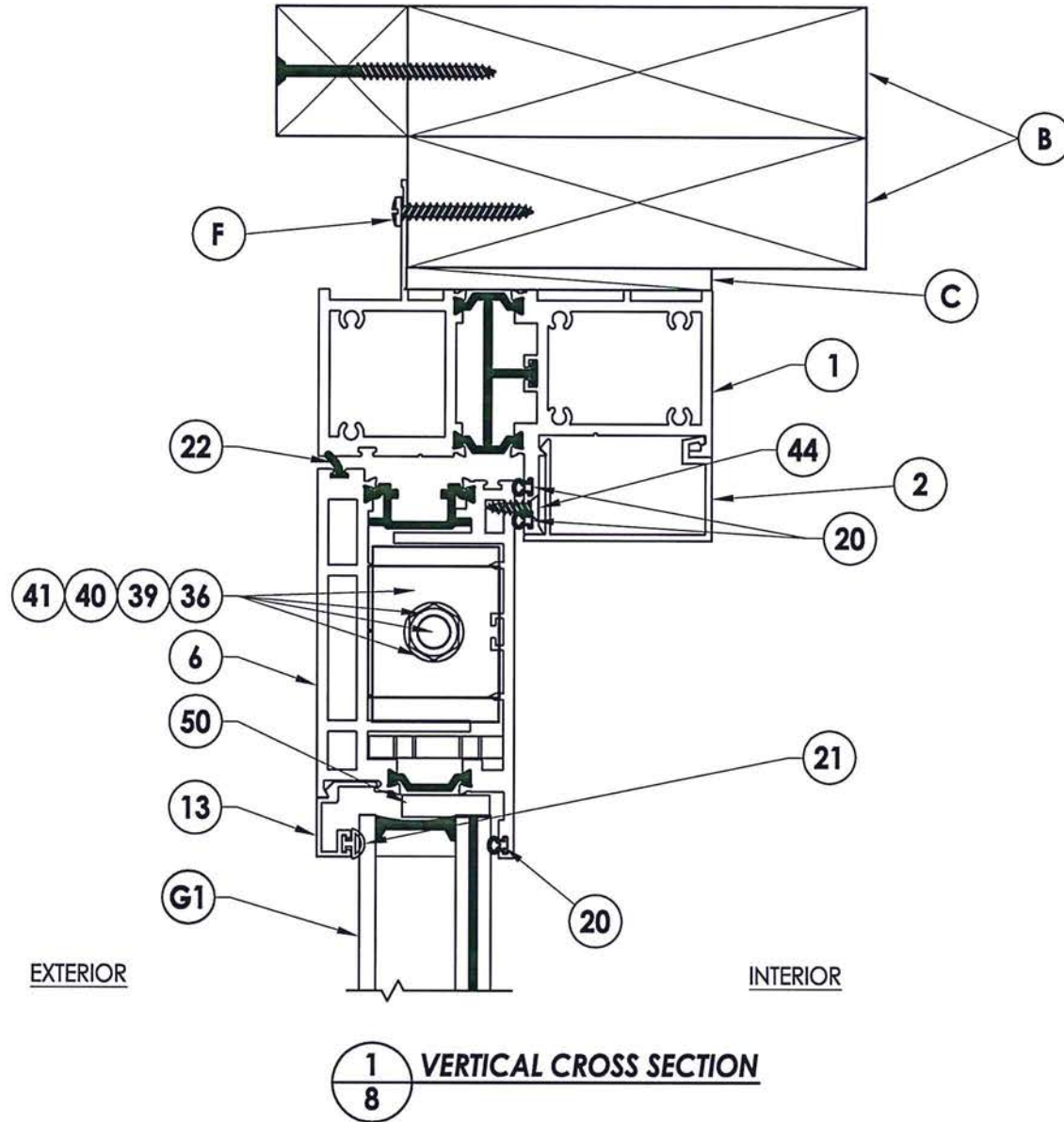
PRODUCT:		FLEETWOOD SPEC. 1, 1a	
PART OR ASSEMBLY:		HORIZONTAL CROSS SECTIONS	
NO.	DATE	REVISIONS	BY
DATE: <u>4/2/15</u>			
SCALE: <u>N.T.S.</u>			
DWG. BY: <u>JK</u>			
CHK. BY: <u>LFS</u>			
DRAWING NO.: <u>L-7347</u>			
SHEET <u>6</u> OF <u>18</u>			




1
7 HORIZONTAL CROSS SECTION

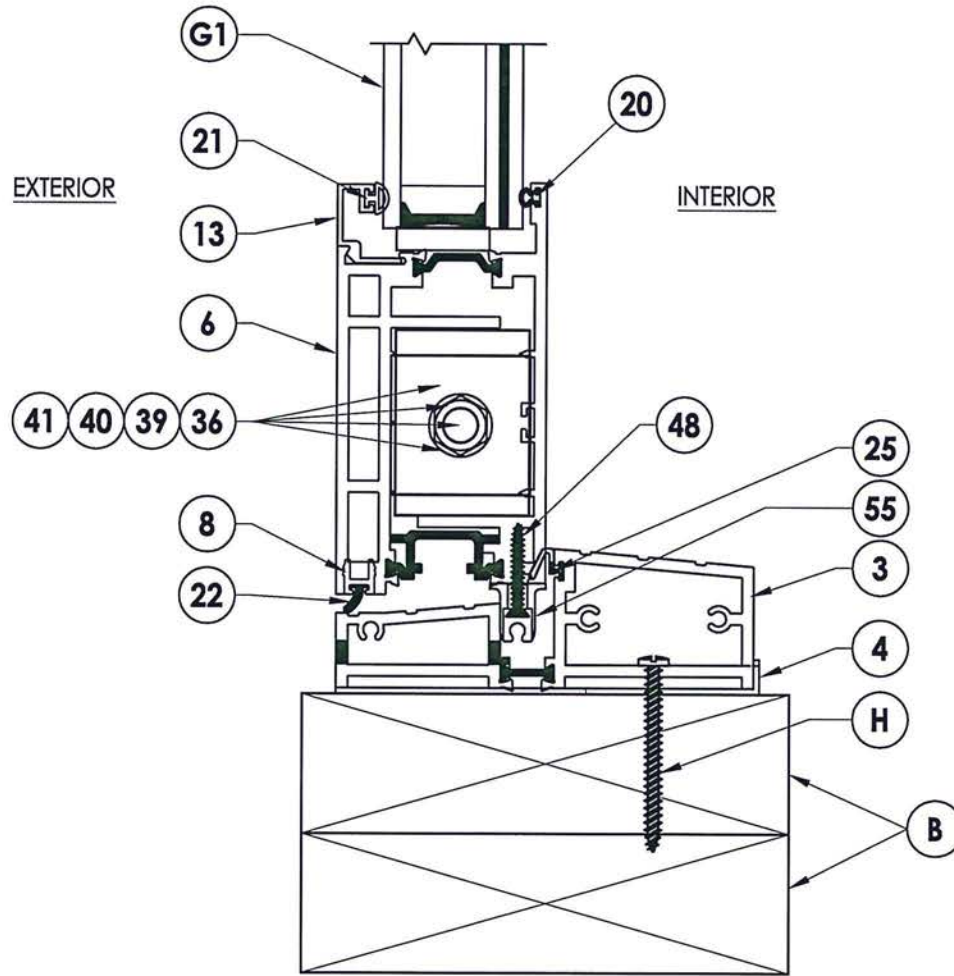
Testing Evaluation Laboratories Inc.
 Specimen Complies with Drawing
 Deviations Noted - TEL# 01991315
 Date 6/26/15 Verified by *gpd*

PRODUCT: FLEETWOOD SPEC. 1, 1a		PART OR ASSEMBLY: HORIZONTAL CROSS SECTIONS	
NO.	DATE	REVISIONS	BY
DATE: 4/2/15			
SCALE: N.T.S.			
DWG. BY: JK			
CHK. BY: LFS			
DRAWING NO.: L-7347			
SHEET 7 OF 18			



Testing Evaluation Laboratories Inc.
 Specimen Complies with Drawing
 Deviations Noted - TEL# 01991315
 Date 6/26/15 Verified by gw

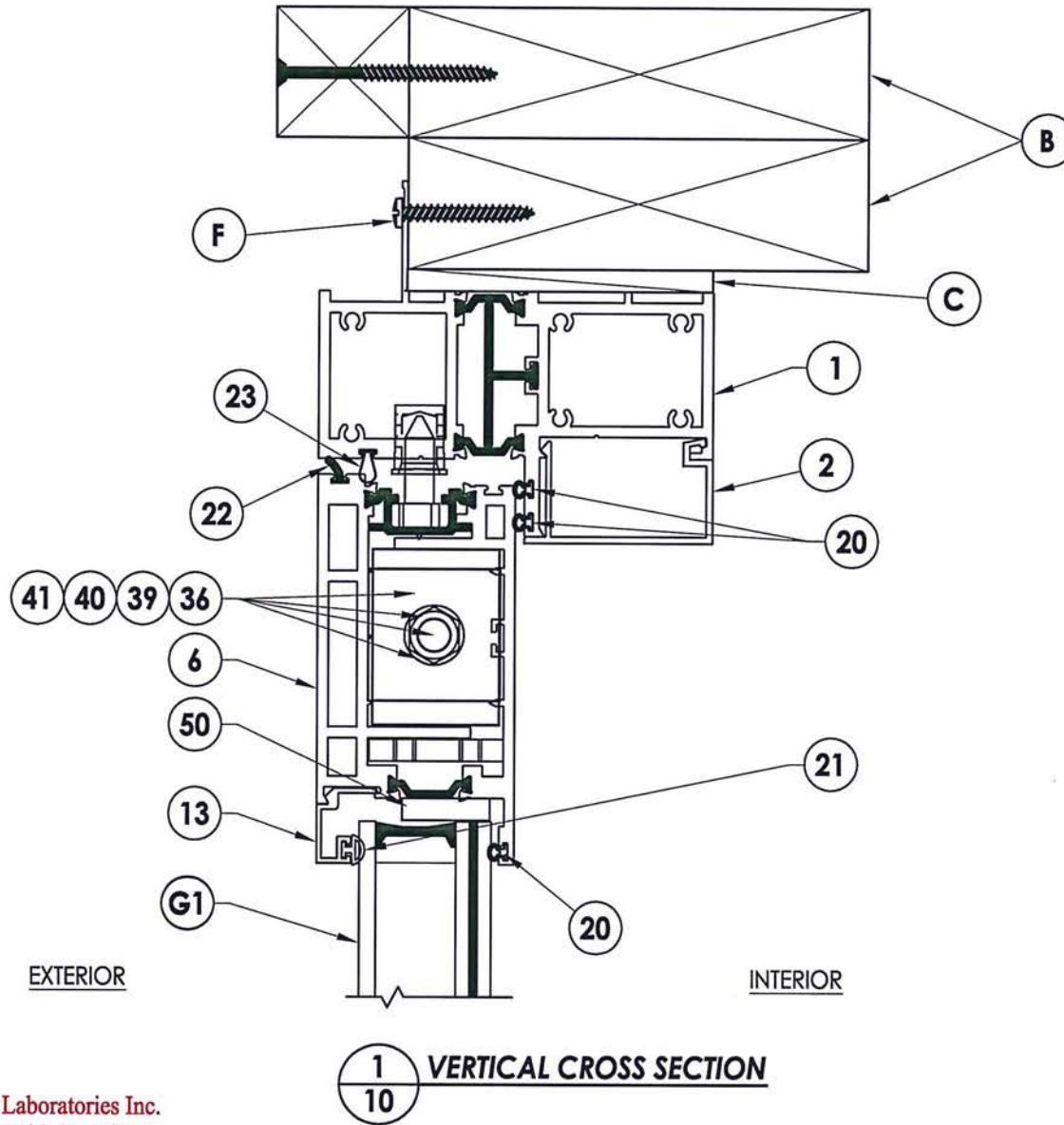
PRODUCT:		FLEETWOOD SPEC. 1, 1a	
PART OR ASSEMBLY:		VERTICAL CROSS SECTIONS	
NO.	DATE	REVISIONS	BY
			
DATE:		4/2/15	
SCALE:		N.T.S.	
DWG. BY:		JK	
CHK. BY:		LFS	
DRAWING NO.:		L-7347	
SHEET		8 OF 18	



1
9 **VERTICAL CROSS SECTION**

Testing Evaluation Laboratories Inc.
 Specimen Complies with Drawing
 Deviations Noted - TEL# 01991315
 Date 6/26/15 Verified by gw

PRODUCT: FLEETWOOD SPEC. 1, 1a		PART OR ASSEMBLY: VERTICAL CROSS SECTIONS	
NO.	DATE	REVISIONS	BY
RW BUILDING CONSULTANTS, INC. 813.659.9197			
DATE: 4/2/15			
SCALE: N.T.S.			
DWG. BY: JK			
CHK. BY: LFS			
DRAWING NO.:			
L-7347			
SHEET 9 OF 18			



1
10 **VERTICAL CROSS SECTION**

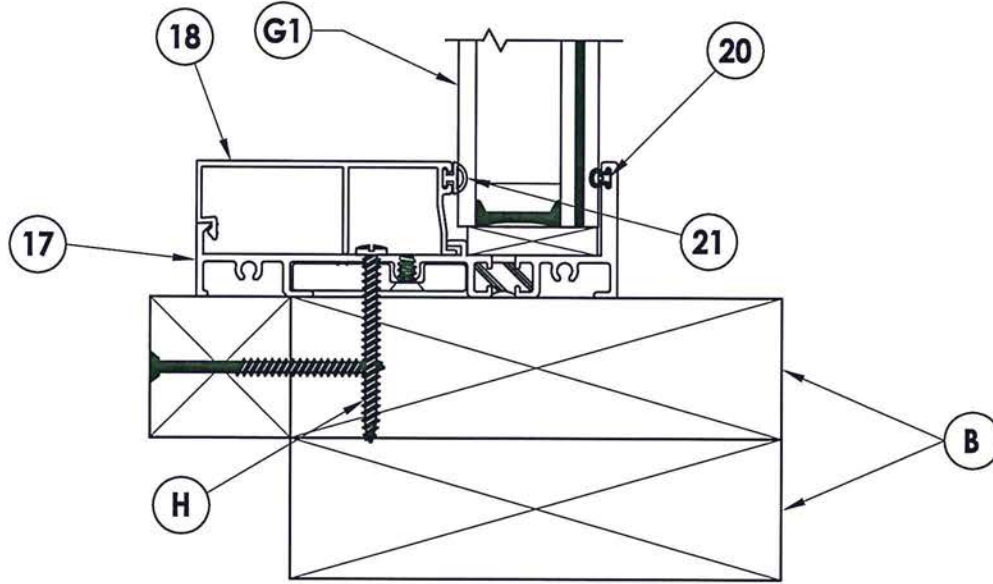
Testing Evaluation Laboratories Inc.
 Specimen Complies with Drawing
 Deviations Noted - TEL# 01991315
 Date 6/26/15 Verified by gw

PRODUCT: FLEETWOOD SPEC. 1, 1a		PART OR ASSEMBLY: VERTICAL CROSS SECTIONS	
NO.	DATE	REVISIONS	BY
DATE: 4/2/15			
SCALE: N.T.S.			
DWG. BY: JK			
CHK. BY: LFS			
DRAWING NO.: L-7347			
SHEET 10 OF 18			

Testing Evaluation Laboratories Inc.
 Specimen Complies with Drawing
 Deviations Noted - TEL# 01991315
 Date 6/26/15 Verified by gjd

EXTERIOR

INTERIOR



1
13 **VERTICAL CROSS SECTION**

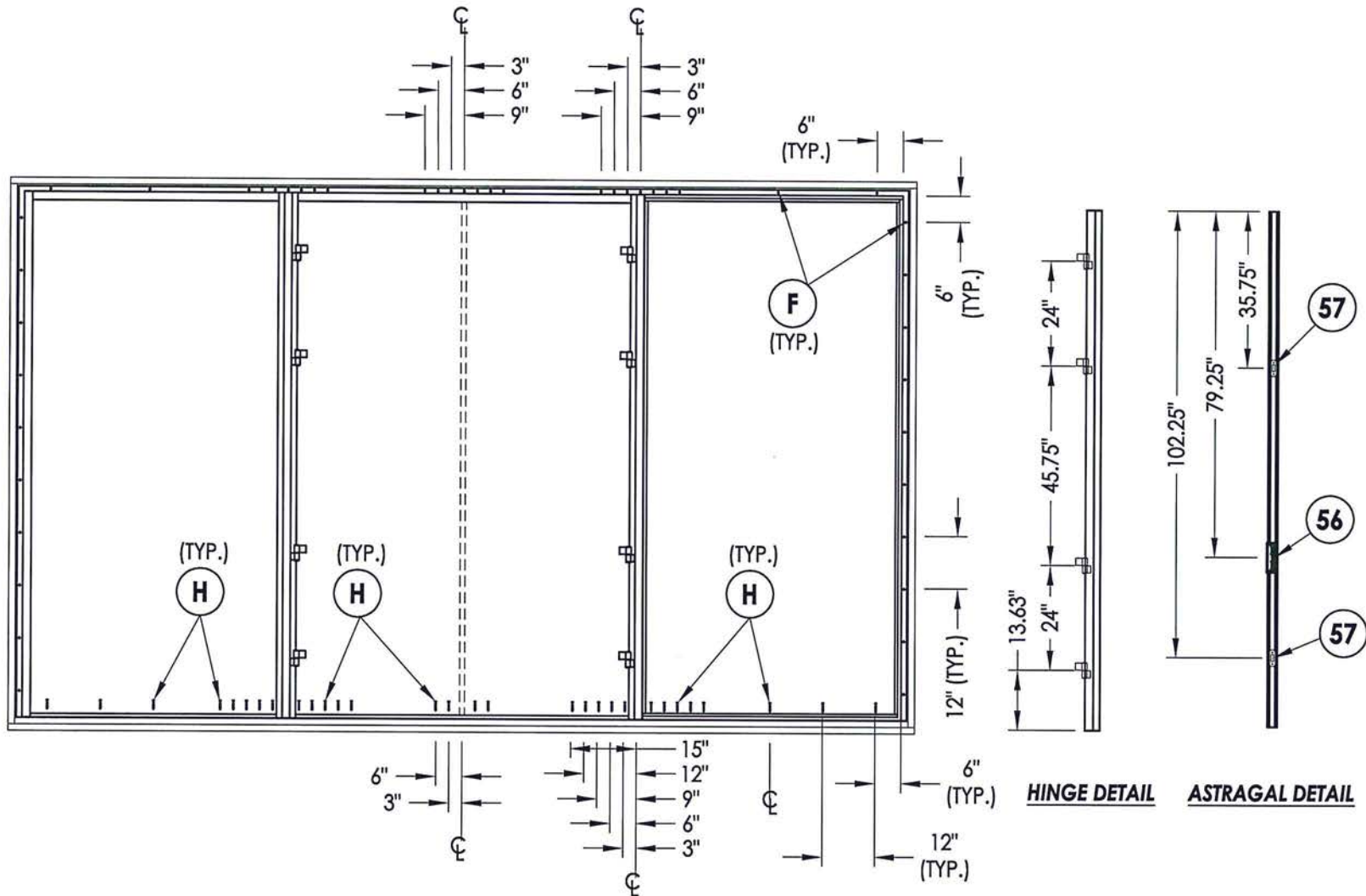
PRODUCT:
 FLEETWOOD
 SPEC. 1, 1a

PART OR ASSEMBLY:
 VERTICAL
 CROSS SECTIONS

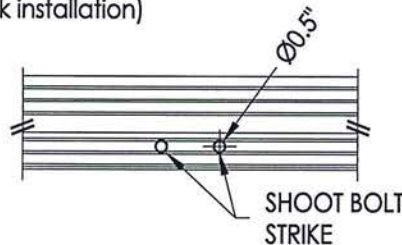
NO.	DATE	REVISIONS	BY

RW BUILDING
 CONSULTANTS, INC.
 813.659.9197

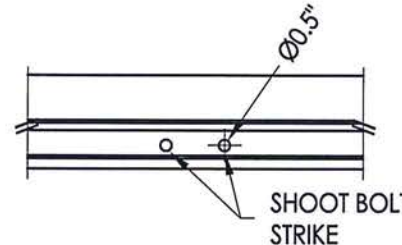
DATE: 4/2/15
 SCALE: N.T.S.
 DWG. BY: JK
 CHK. BY: LFS
 DRAWING NO.:
 L-7347
 SHEET 13 OF 18



FRAME ANCHORING
(2X buck installation)



DETAIL 2



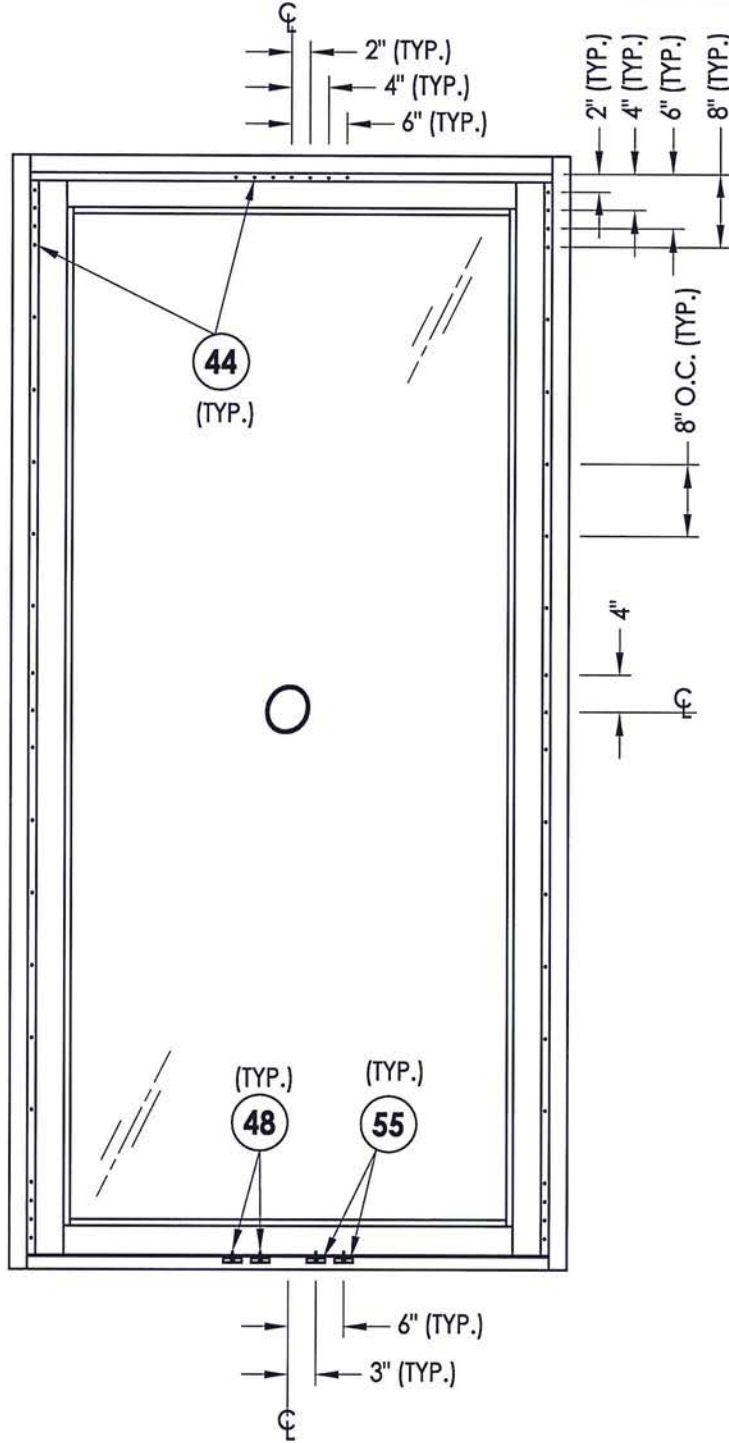
DETAIL 1

HINGE DETAIL

ASTRAGAL DETAIL

Testing Evaluation Laboratories Inc.
Specimen Complies with Drawing
Deviations Noted - TEL# 01991315
Date 6/26/15 Verified by *gjs*

PRODUCT: FLEETWOOD SPEC. 1, 1a		PART OR ASSEMBLY: FRAME ANCHORING	
NO.	DATE	REVISIONS	BY
DATE: 4/2/15			
SCALE: N.T.S.			
DWG. BY: JK			
CHK. BY: LFS			
DRAWING NO.: L-7347			
SHEET 14 OF 18			



Testing Evaluation Laboratories Inc.
 Specimen Complies with Drawing
 Deviations Noted - TEL# 01991315
 Date 6/26/15 Verified by *gd*

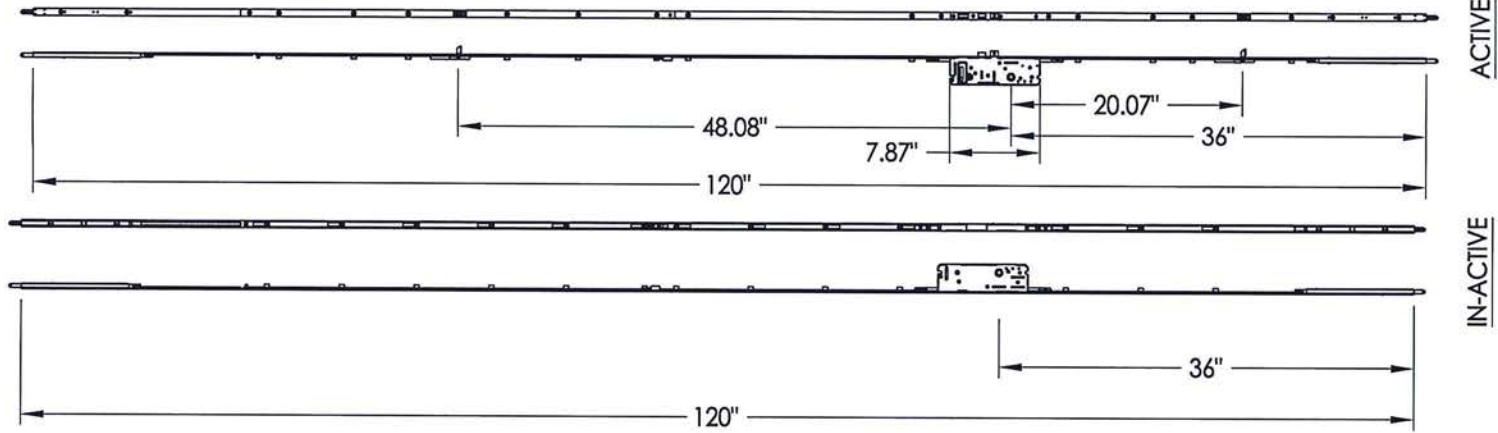
PRODUCT: FLEETWOOD SPEC. 1, 1a

PART OR ASSEMBLY: SIDELITE PANEL DETAIL

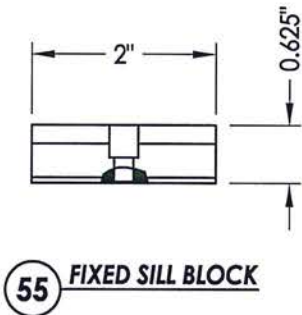
NO.	DATE	REVISIONS	BY

RW BUILDING CONSULTANTS, INC.
 813.659.9197

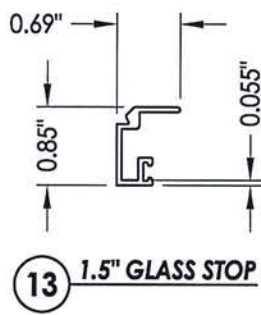
DATE: 4/2/15
 SCALE: N.T.S.
 DWG. BY: JK
 CHK. BY: LFS
 DRAWING NO.: L-7347
 SHEET 15 OF 18



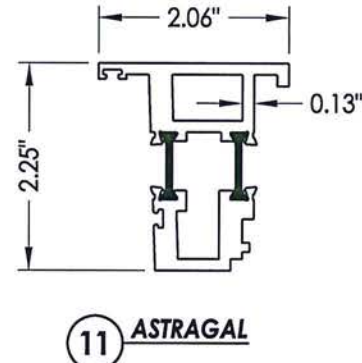
30 MULTI-POINT LOCK TRUTH



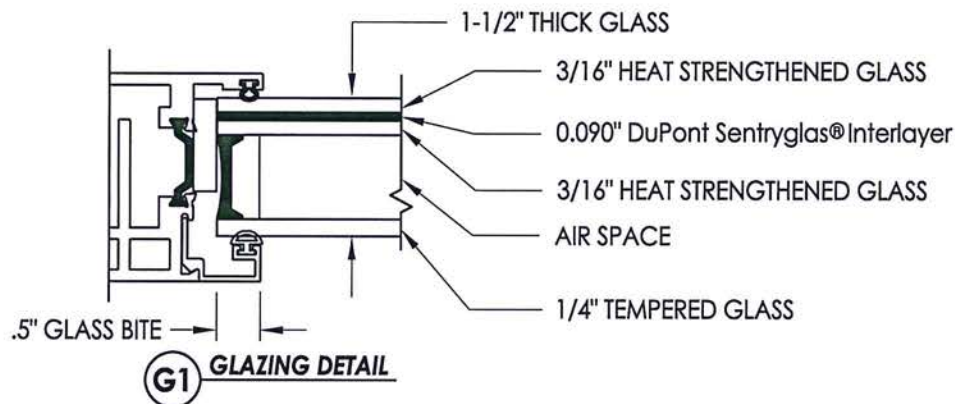
55 FIXED SILL BLOCK



13 1.5" GLASS STOP



11 ASTRAGAL



G1 GLAZING DETAIL

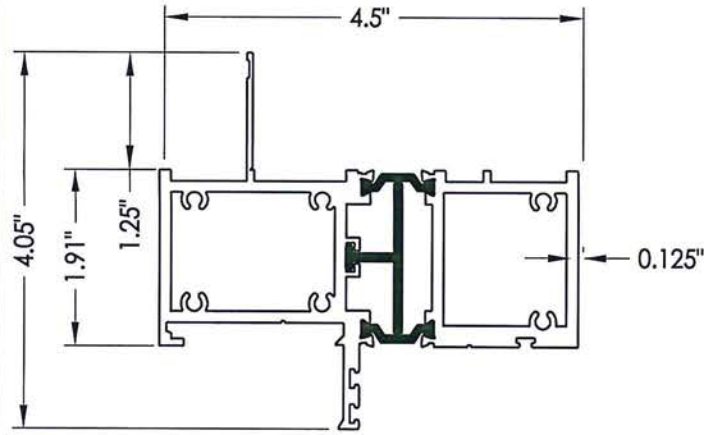
IN-ACTIVE ACTIVE

PRODUCT:		FLEETWOOD SPEC. 1, 1a	
PART OR ASSEMBLY:		COMPONENTS AND GLAZING DETAIL	

NO.	DATE	BY	REVISIONS

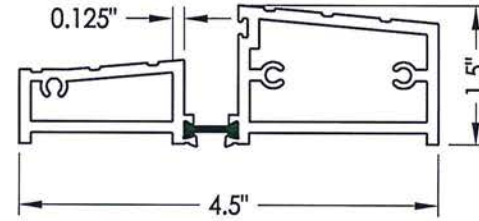
DATE:	4/2/15
SCALE:	N.T.S.
DWG. BY:	JK
CHK. BY:	LFS
DRAWING NO.:	L-7347
SHEET	16 OF 18

Testing Evaluation Laboratories Inc.
 Specimen Complies with Drawing
 Deviations Noted - TEL# 01991315
 Date 6/26/15 Verified by *gud*

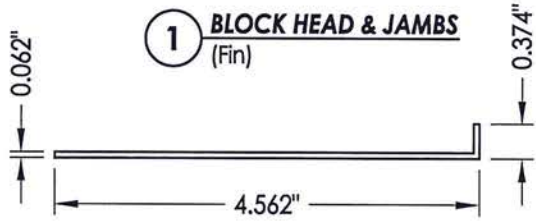


1 BLOCK HEAD & JAMBS
(Fin)

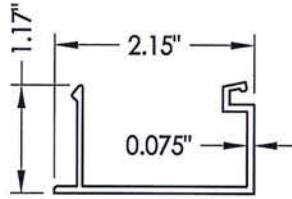
Testing Evaluation Laboratories Inc.
Specimen Complies with Drawing
Deviations Noted - TEL# 01991315
Date 6/26/15 Verified by *gw*



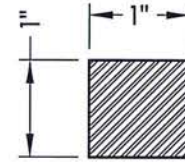
3 OUT-SWING SILL



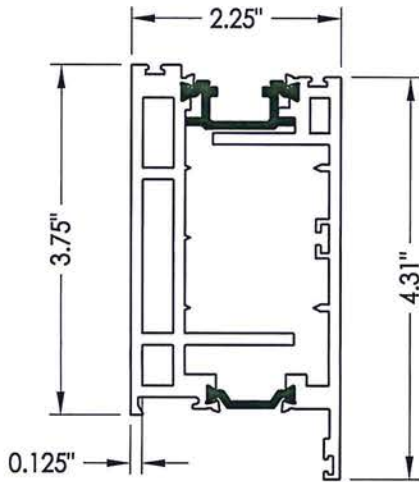
4 SILL PAN



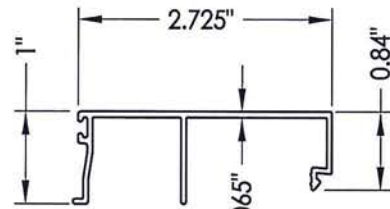
2 FRAME SNAP-IN



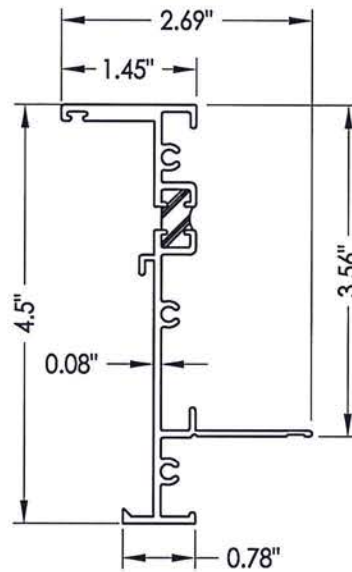
51 REINFORCEMENT
6063-T6 ALUM



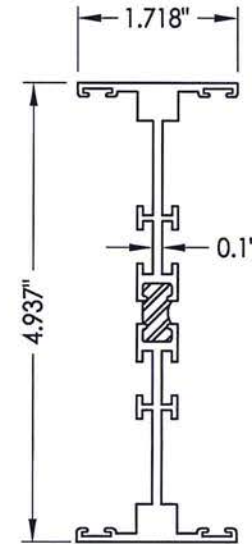
6 SASH




18 KONA 1-1/2" GLASS STOP

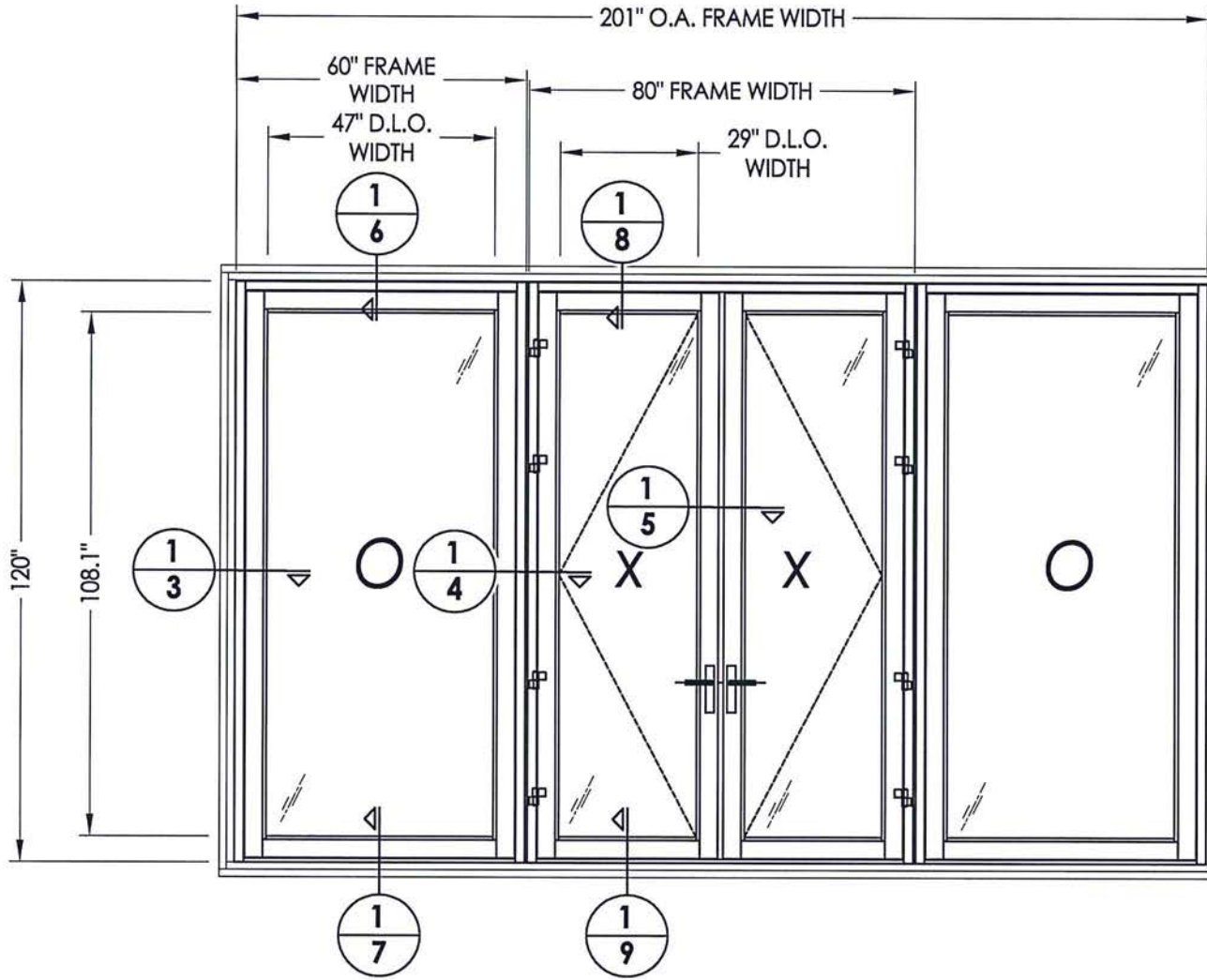


17 KONA FRAME
(Fin)



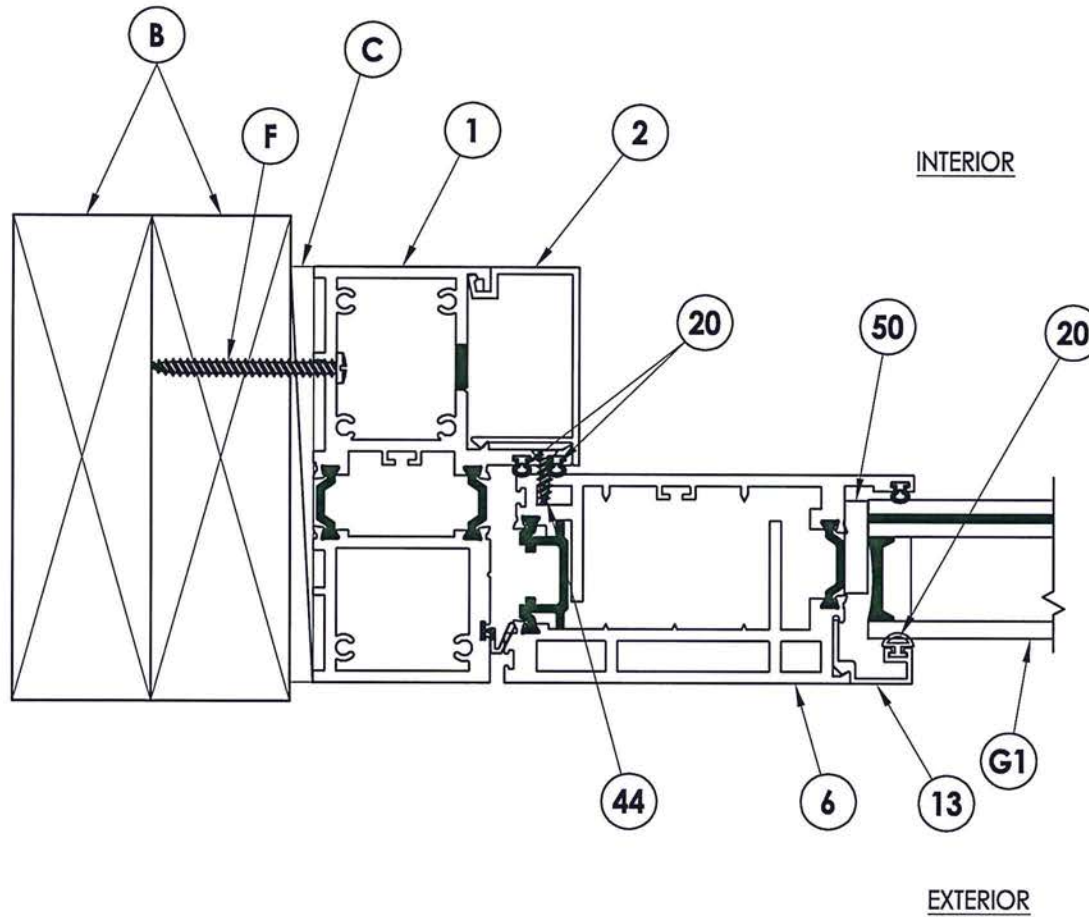
16 KONA 1-MULLION

PRODUCT:		FLEETWOOD SPEC. 1, 1a	
PART OR ASSEMBLY:		COMPONENTS	
NO.	DATE	REVISIONS	BY
			
DATE: 4/2/15			
SCALE: N.T.S.			
DWG. BY: JK			
CHK. BY: LFS			
DRAWING NO.: L-7347			
SHEET 17 OF 18			



Testing Evaluation Laboratories Inc.
 Specimen Complies with Drawing
 Deviations Noted - TEL# 01991315
 Date 6/26/15 Verified by *gw*

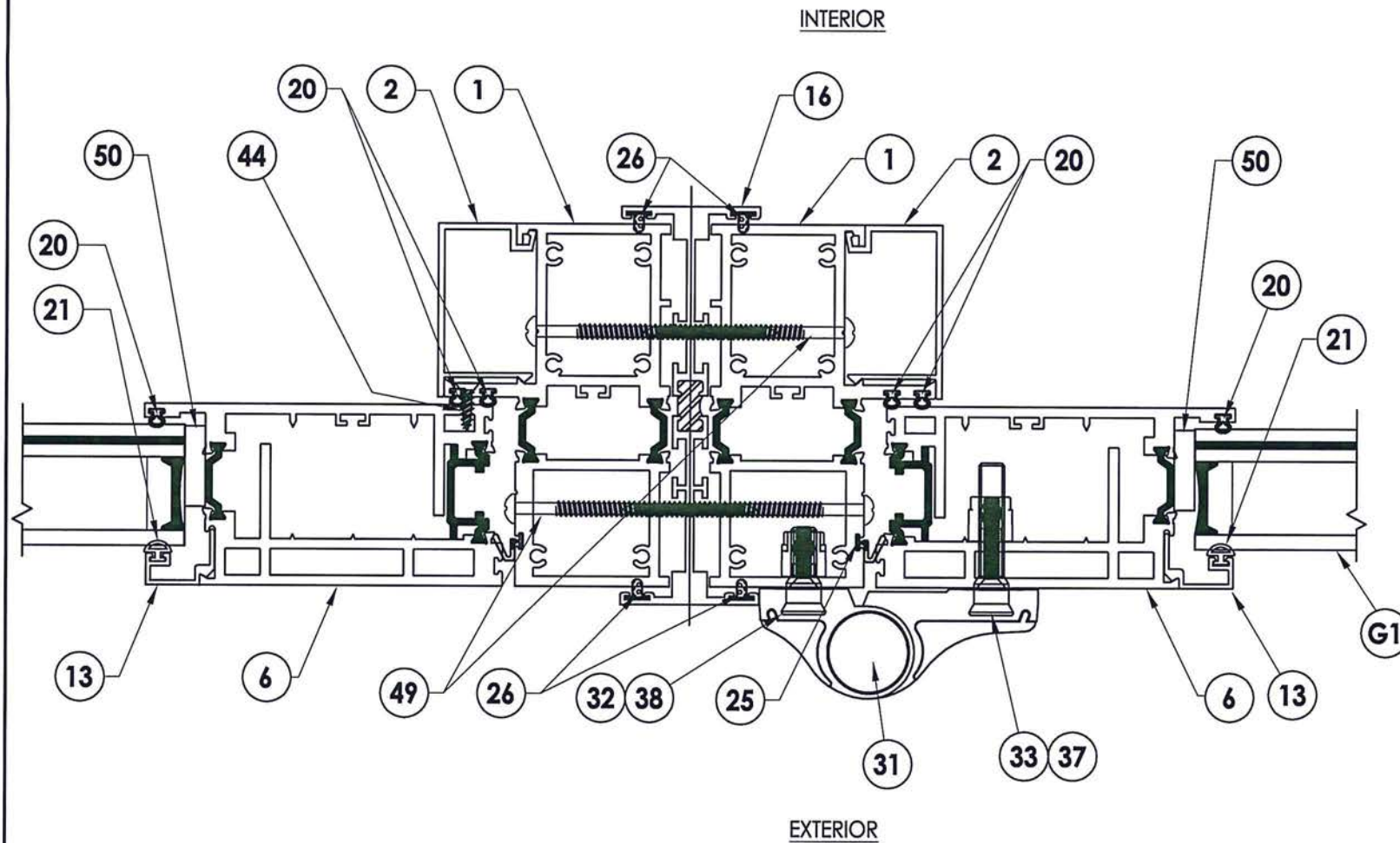
PRODUCT:		FLEETWOOD SPEC. 1ALT, 1ALT-A, B, C	
PART OR ASSEMBLY:		TEST ELEVATIONS	
NO.	DATE	REVISIONS	BY
DATE: 4/2/15			
SCALE: N.T.S.			
DWG. BY: JK			
CHK. BY: LFS			
DRAWING NO.:			
L-7347-A			
SHEET 2 OF 14			



1
3 HORIZONTAL CROSS SECTION

Testing Evaluation Laboratories Inc.
 Specimen Complies with Drawing
 Deviations Noted - TEL# 01991315
 Date 6/26/15 Verified by gd

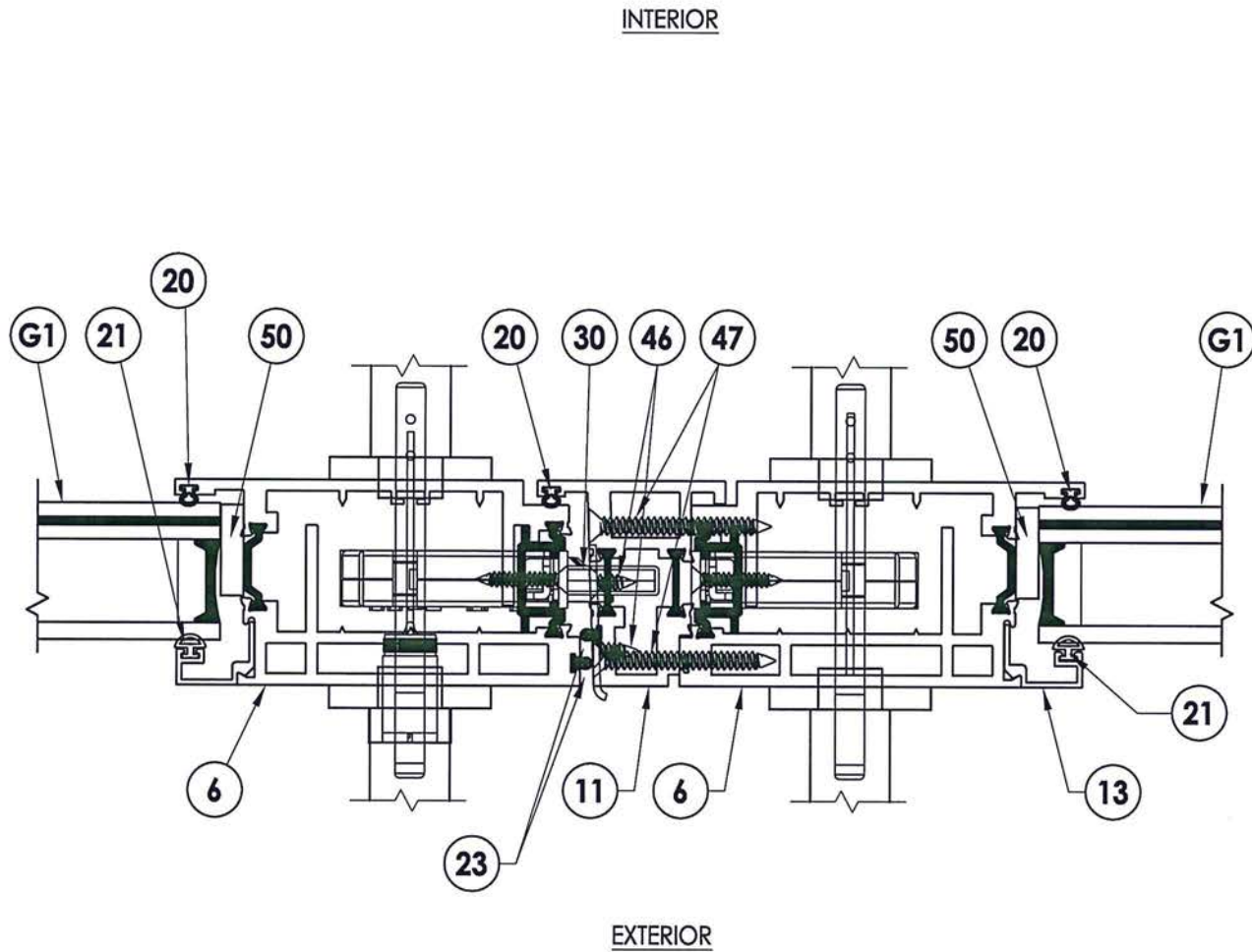
PRODUCT:		FLEETWOOD SPEC. 1ALT, 1ALT-A, B, C	
PART OR ASSEMBLY:		HORIZONTAL CROSS SECTIONS	
NO.	DATE	REVISIONS	BY
DATE: 4/2/15			
SCALE: N.T.S.			
DWG. BY: JK			
CHK. BY: LFS			
DRAWING NO.:			
L-7347-A			
SHEET 3 OF 14			



1
4 HORIZONTAL CROSS SECTION

Testing Evaluation Laboratories Inc.
 Specimen Complies with Drawing
 Deviations Noted - TEL# 01991315
 Date 6/26/15 Verified by go

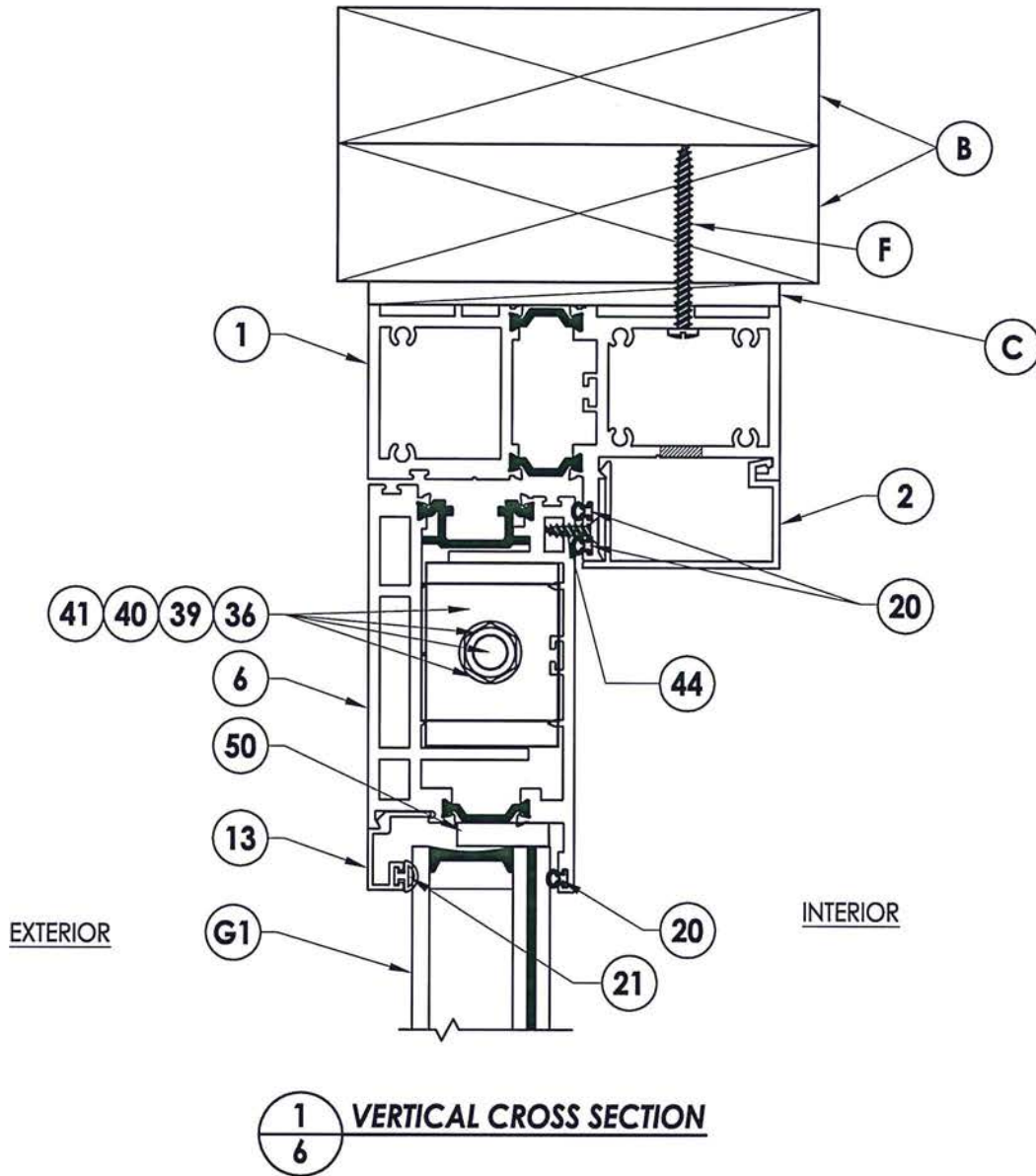
PRODUCT:		FLEETWOOD SPEC. 1ALT, 1ALT-A, B, C	
PART OR ASSEMBLY:		HORIZONTAL CROSS SECTIONS	
NO.	DATE	REVISIONS	BY
RW BUILDING CONSULTANTS, INC. 813.659.9197			
DATE: 4/2/15			
SCALE: N.T.S.			
DWG. BY: JK			
CHK. BY: LFS			
DRAWING NO.:			
L-7347-A			
SHEET 4 OF 14			



1
5 HORIZONTAL CROSS SECTION


Testing Evaluation Laboratories Inc.
 Specimen Complies with Drawing
 Deviations Noted - TEL# 01991315
 Date 6/26/15 Verified by gjo

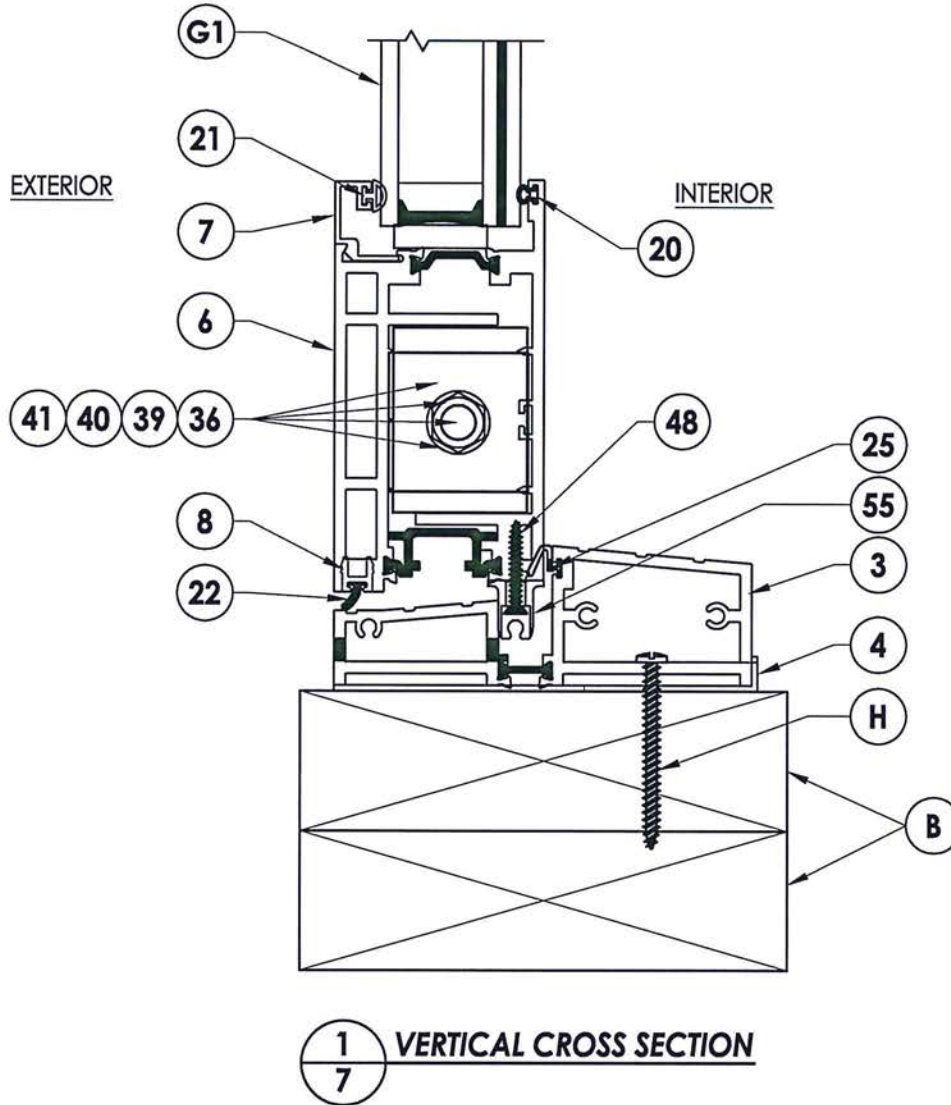
PRODUCT:		FLEETWOOD SPEC. 1ALT, 1ALT-A, B, C	
PART OR ASSEMBLY:		HORIZONTAL CROSS SECTIONS	
NO.	DATE	REVISIONS	BY
DATE: 4/2/15			
SCALE: N.T.S.			
DWG. BY: JK			
CHK. BY: LFS			
DRAWING NO.: L-7347-A			
SHEET 5 OF 14			




1
6 VERTICAL CROSS SECTION

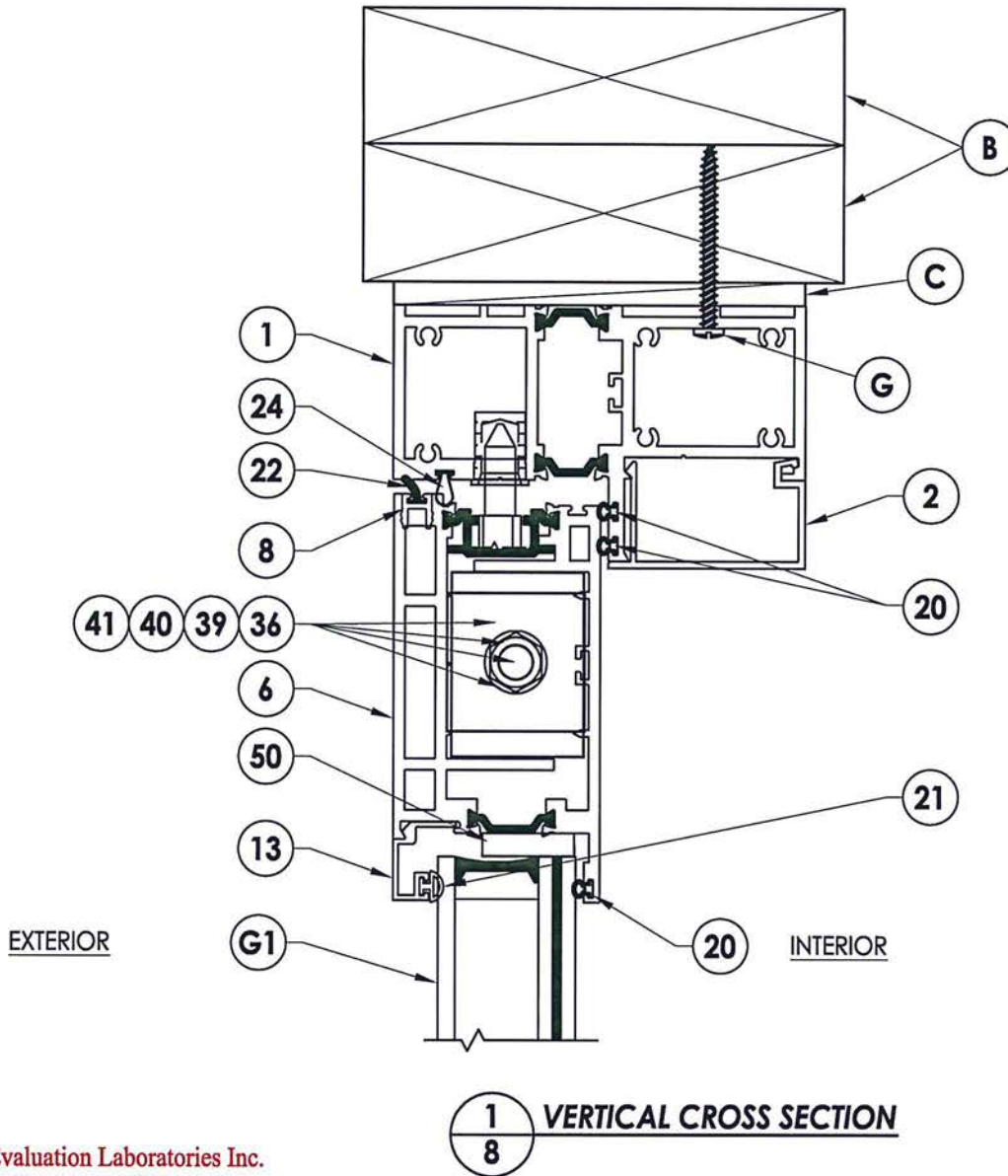
Testing Evaluation Laboratories Inc.
 Specimen Complies with Drawing
 Deviations Noted - TEL# 01991315
 Date 6/26/15 Verified by *gwo*

PRODUCT:		FLEETWOOD SPEC. 1ALT, 1ALT-A, B, C	
PART OR ASSEMBLY:		VERTICAL CROSS SECTIONS	
NO.	DATE	REVISIONS	BY
			
DATE: 4/2/15			
SCALE: N.T.S.			
DWG. BY: JK			
CHK. BY: LFS			
DRAWING NO.:			
L-7347-A			
SHEET 6 OF 14			



Testing Evaluation Laboratories Inc.
 Specimen Complies with Drawing
 Deviations Noted - TEL# 01991315
 Date 6/26/15 Verified by gpa

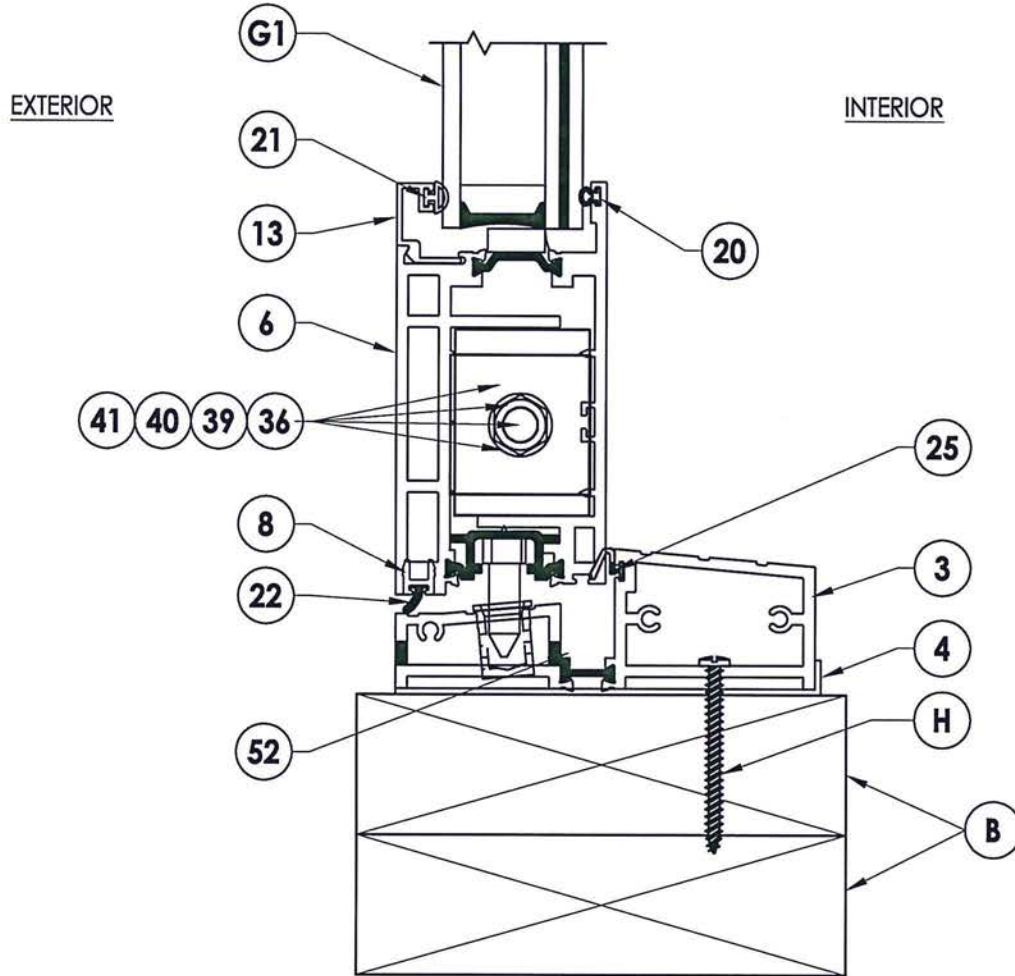
PRODUCT:	FLEETWOOD SPEC. 1ALT, 1ALT-A, B, C		
PART OR ASSEMBLY:	VERTICAL CROSS SECTIONS		
NO.	DATE	REVISIONS	BY
			
DATE: 4/2/15			
SCALE: N.T.S.			
DWG. BY: JK			
CHK. BY: LFS			
DRAWING NO.: L-7347-A			
SHEET <u>7</u> OF <u>14</u>			



Testing Evaluation Laboratories Inc.
 Specimen Complies with Drawing
 Deviations Noted - TEL# 01991315
 Date 6/26/15 Verified by *gw*

1
8 **VERTICAL CROSS SECTION**

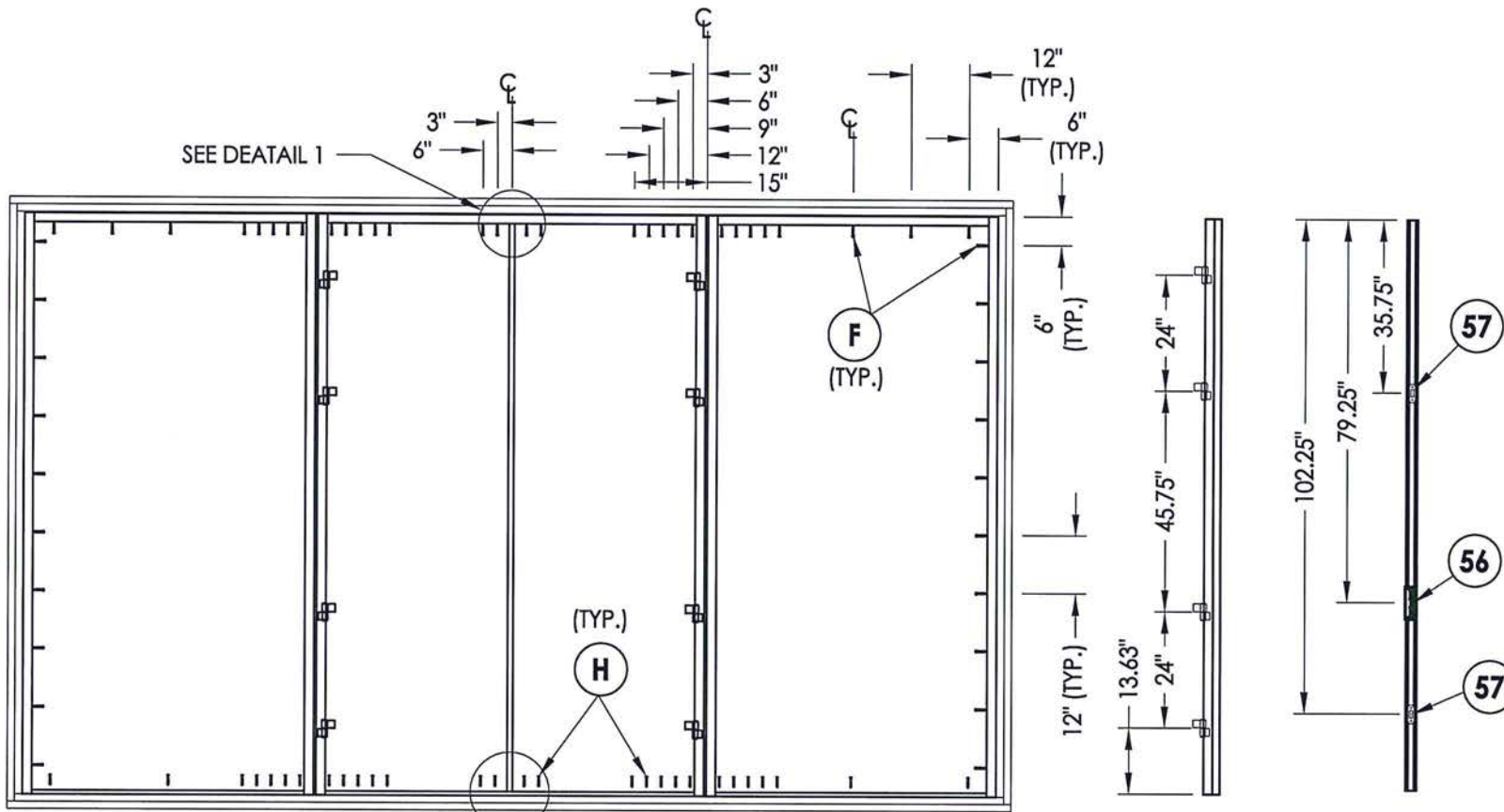
PRODUCT:		FLEETWOOD SPEC. 1ALT, 1ALT-A, B, C	
PART OR ASSEMBLY:		VERTICAL CROSS SECTIONS	
NO.	DATE	REVISIONS	BY
DATE: 4/2/15			
SCALE: N.T.S.			
DWG. BY: JK			
CHK. BY: LFS			
DRAWING NO.: L-7347-A			
SHEET 8 OF 14			



1 VERTICAL CROSS SECTION
9

Testing Evaluation Laboratories Inc.
 Specimen Complies with Drawing
 Deviations Noted - TEL# 01991315
 Date 6/26/15 Verified by jed

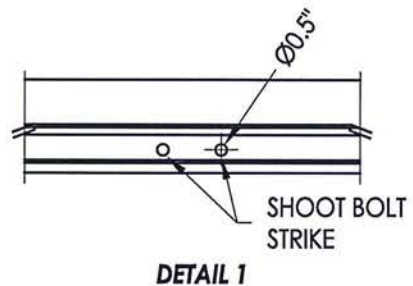
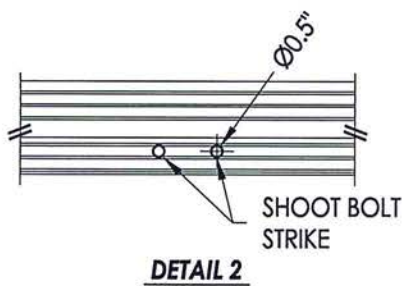
PRODUCT: FLEETWOOD SPEC. 1ALT, 1ALT-A, B, C		PART OR ASSEMBLY: VERTICAL CROSS SECTIONS	
NO.	DATE	REVISIONS	BY
DATE: 4/2/15			
SCALE: N.T.S.			
DWG. BY: JK			
CHK. BY: LFS			
DRAWING NO.: L-7347-A			
SHEET 9 OF 14			



FRAME ANCHORING
(2X buck installation)

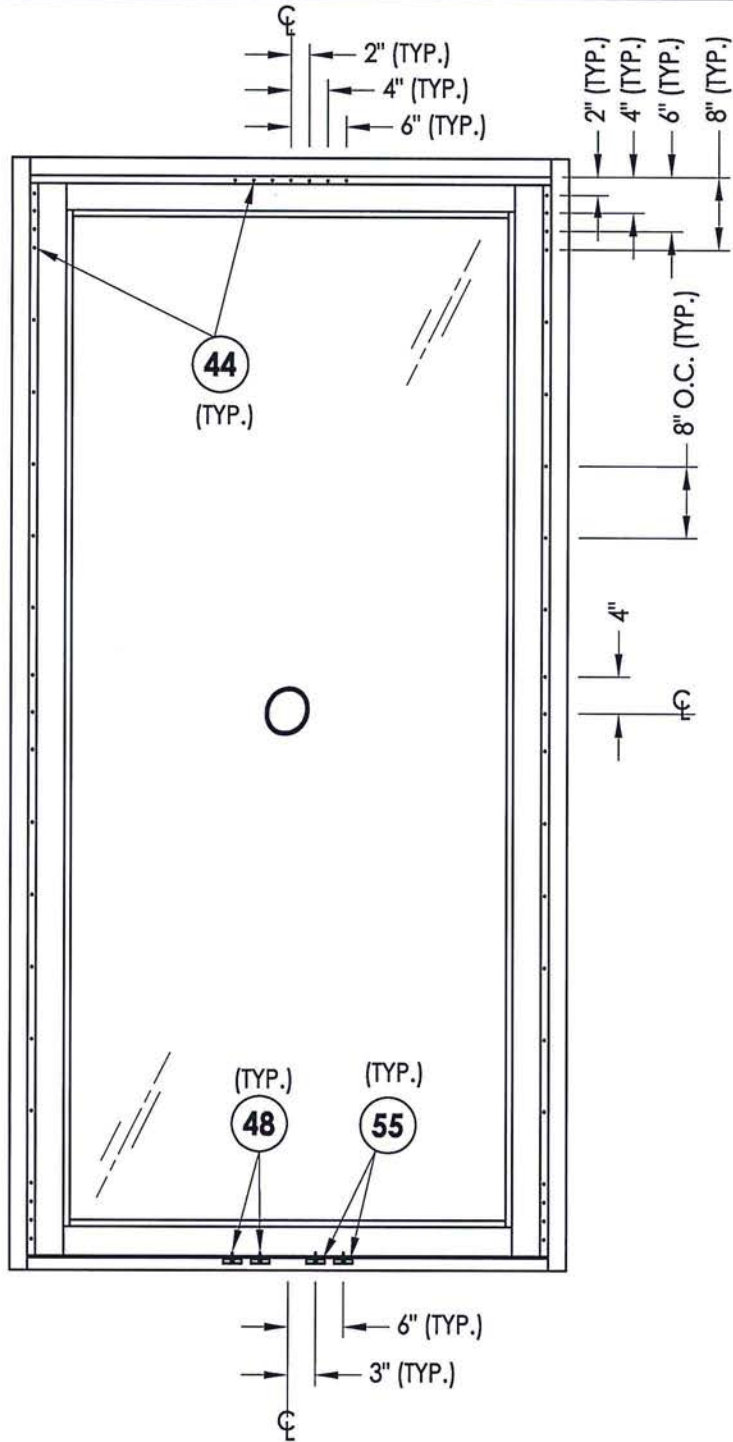
HINGE DETAIL

ASTRAGAL DETAIL



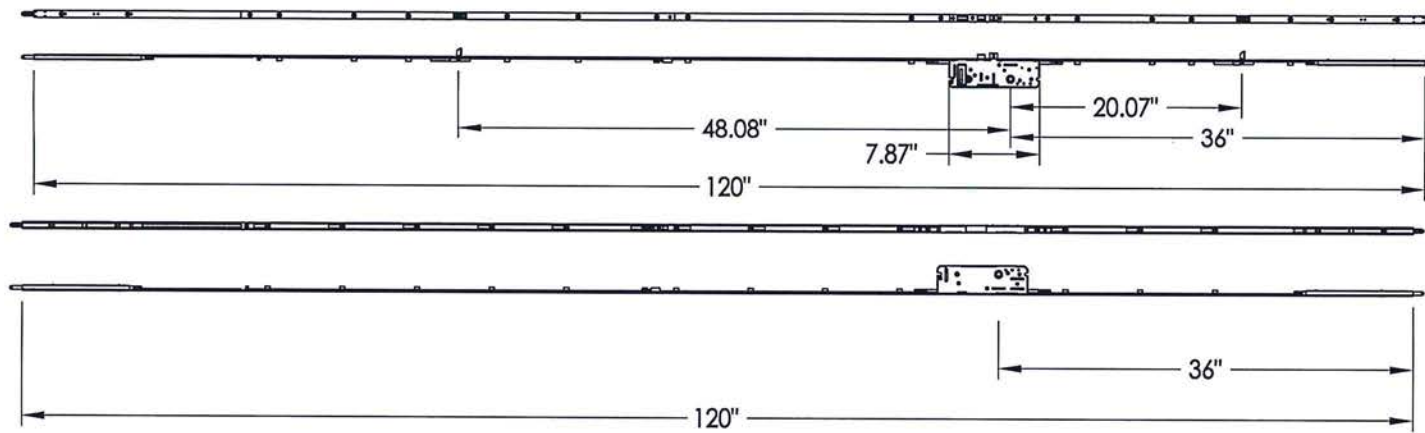
Testing Evaluation Laboratories Inc.
Specimen Complies with Drawing
Deviations Noted - TEL# 01991315
Date 6/26/15 Verified by *g*

PRODUCT:		FLEETWOOD SPEC. 1ALT, 1ALT-A, B, C	
PART OR ASSEMBLY:		FRAME ANCHORING	
NO.	DATE	REVISIONS	BY
DATE: 4/2/15			
SCALE: N.T.S.			
DWG. BY: JK			
CHK. BY: LFS			
DRAWING NO.: L-7347-A			
SHEET 10 OF 14			

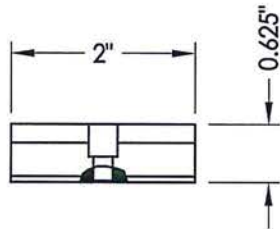


Testing Evaluation Laboratories Inc.
 Specimen Complies with Drawing
 Deviations Noted - TEL# 01991315
 Date 6/26/15 Verified by gw

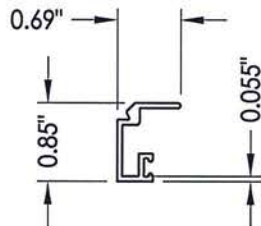
PRODUCT:		FLEETWOOD SPEC. 1ALT, 1ALT-A, B, C	
PART OR ASSEMBLY:		SIDELITE PANEL DETAIL	
NO.	DATE	REVISIONS	BY
DATE: 4/2/15			
SCALE: N.T.S.			
DWG. BY: JK			
CHK. BY: LFS			
DRAWING NO.: L-7347-A			
SHEET 11 OF 14			



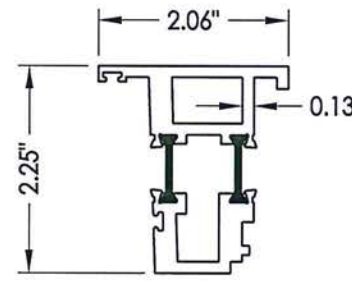
30 MULTI-POINT LOCK
TRUTH



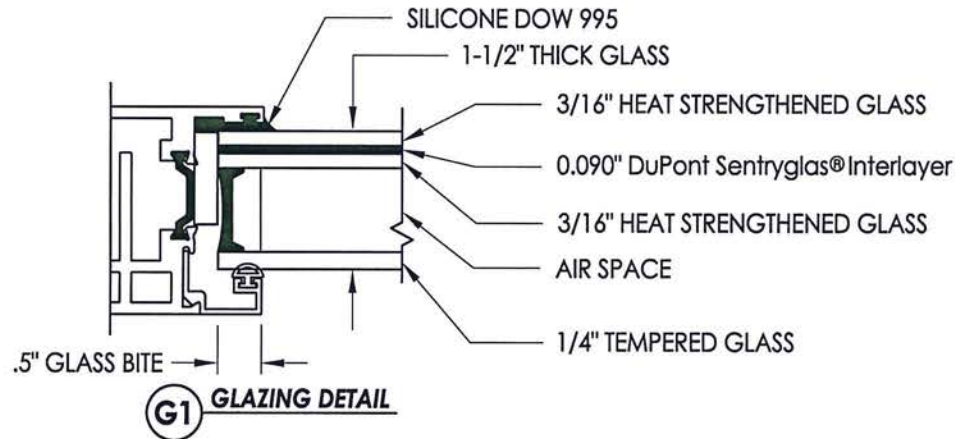
55 FIXED SILL BLOCK



13 1.5" GLASS STOP



11 ASTRAGAL



G1 GLAZING DETAIL

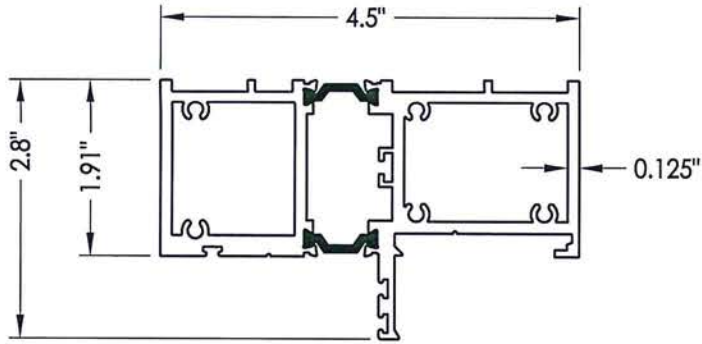
Testing Evaluation Laboratories Inc.
Specimen Complies with Drawing
Deviations Noted - TEL# 01991315
Date 6/26/15 Verified by gjs

PRODUCT:	FLEETWOOD SPEC. 1ALT, 1ALT-A, B, C
PART OR ASSEMBLY:	COMPONENTS AND GLAZING DETAIL

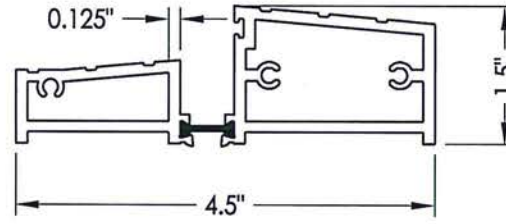
NO.	DATE	REVISIONS	BY

RW BUILDING
CONSULTANTS, INC.
813.659.9197

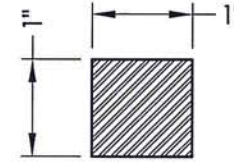
DATE:	4/2/15
SCALE:	N.T.S.
DWG. BY:	JK
CHK. BY:	LFS
DRAWING NO.:	L-7347-A
SHEET	12 OF 14




1 BLOCK HEAD & JAMBS



3 OUT-SWING SILL

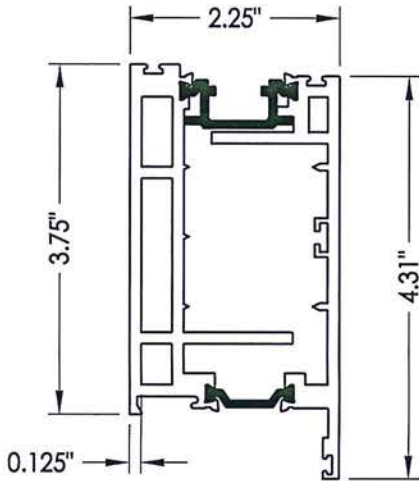


51 REINFORCEMENT
6063-T6 ALUM

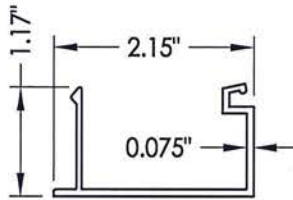


4 SILL PAN

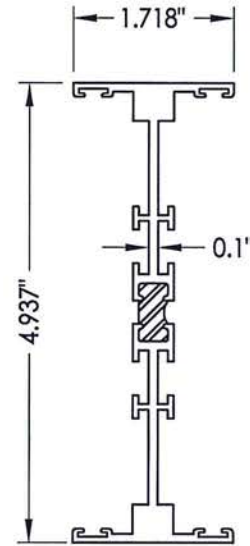
Testing Evaluation Laboratories Inc.
Specimen Complies with Drawing
Deviations Noted - TEL# 01991315
Date 6/26/15 Verified by *gw*




6 SASH

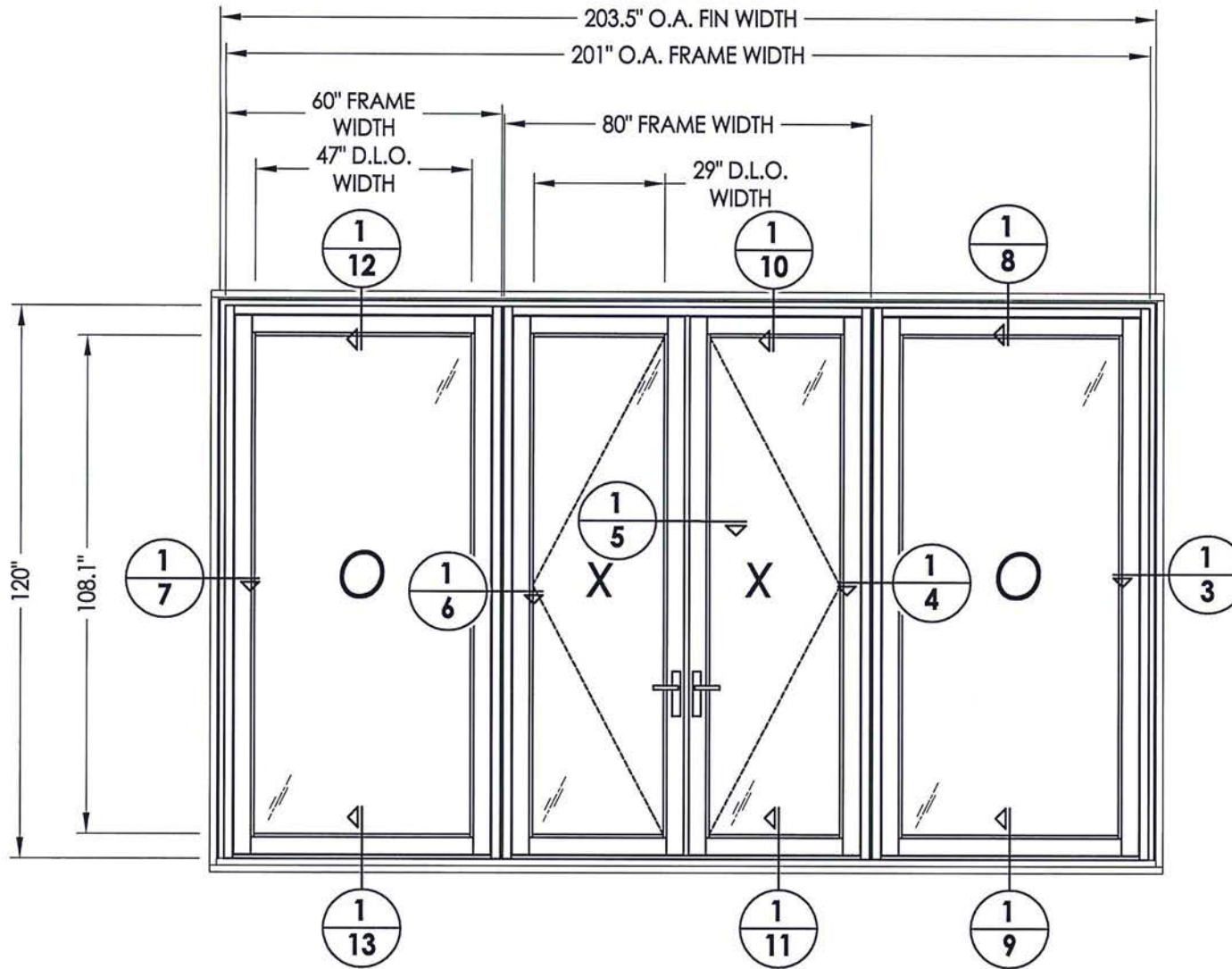


2 FRAME SNAP-IN



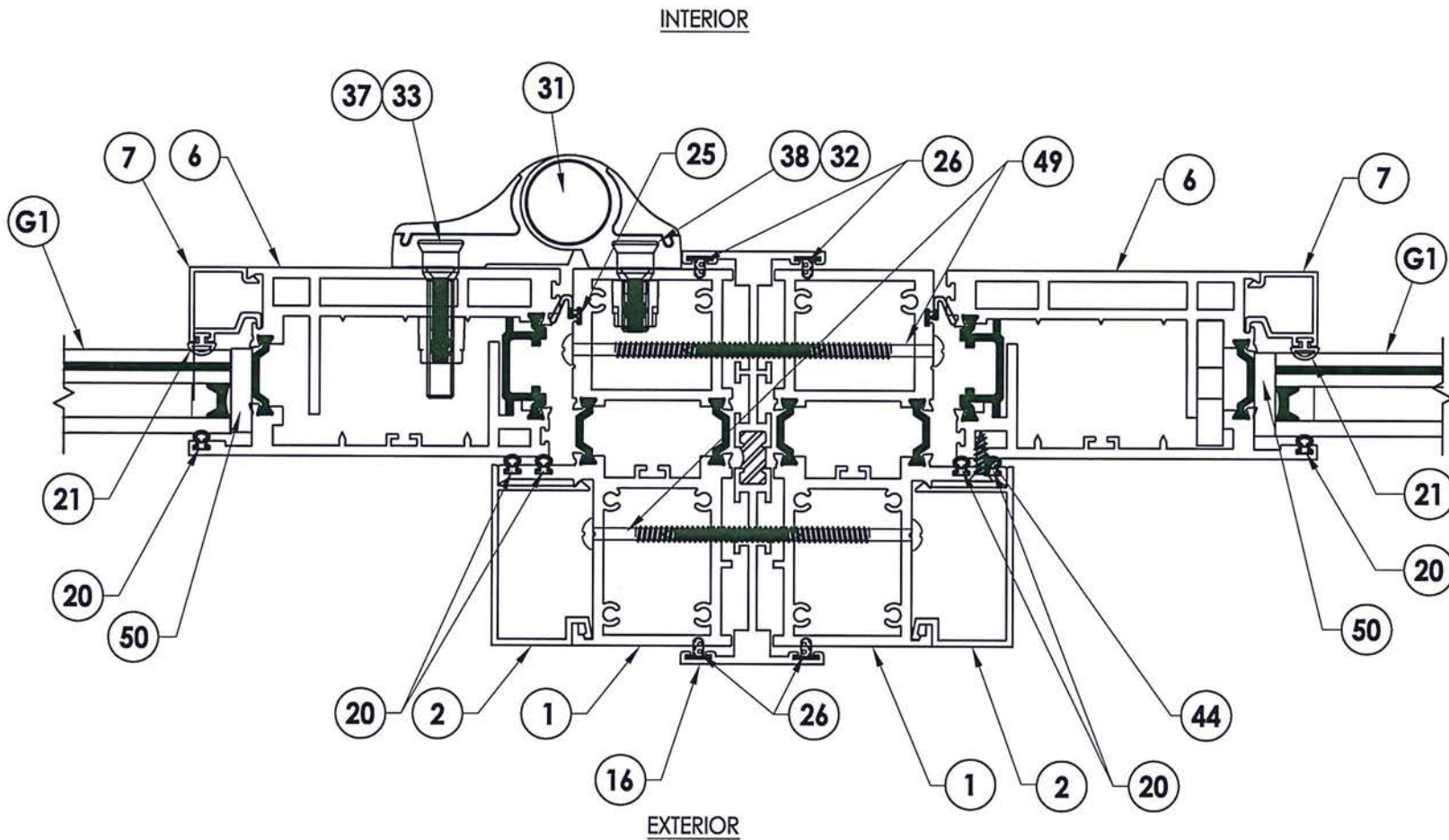
16 KONA I-MULLION

PRODUCT:		FLEETWOOD SPEC. 1ALT, 1ALT-A, B, C	
PART OR ASSEMBLY:		COMPONENTS	
NO.	DATE	REVISIONS	BY
 BUILDING CONSULTANTS, INC. 813.659.9197			
DATE: 4/2/15			
SCALE: N.T.S.			
DWG. BY: JK			
CHK. BY: LFS			
DRAWING NO.: L-7347-A			
SHEET 13 OF 14			



Testing Evaluation Laboratories Inc.
 Specimen Complies with Drawing
 Deviations Noted - TEL# 01991315
 Date 6/26/15 Verified by [Signature]

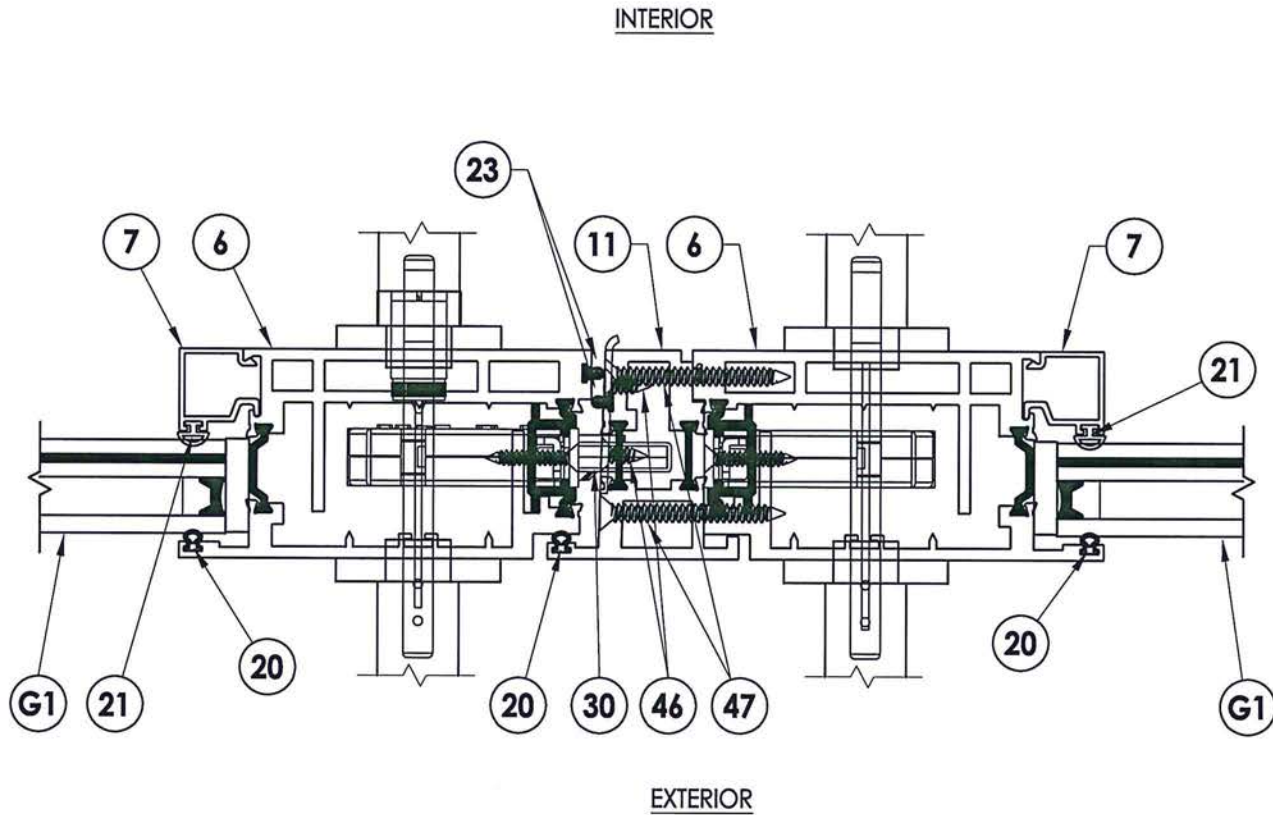
PRODUCT: FLEETWOOD Spec. 2, 2a		PART OR ASSEMBLY: TEST ELEVATIONS	
NO.	DATE	REVISIONS	BY
DATE: 4/2/15			
SCALE: N.T.S.			
DWG. BY: JK			
CHK. BY: LFS			
DRAWING NO.: L-7348			
SHEET <u>2</u> OF <u>18</u>			



Testing Evaluation Laboratories Inc.
 Specimen Complies with Drawing
 Deviations Noted - TEL# 01991315
 Date 6/26/15 Verified by gw

1
4 **HORIZONTAL CROSS SECTION**

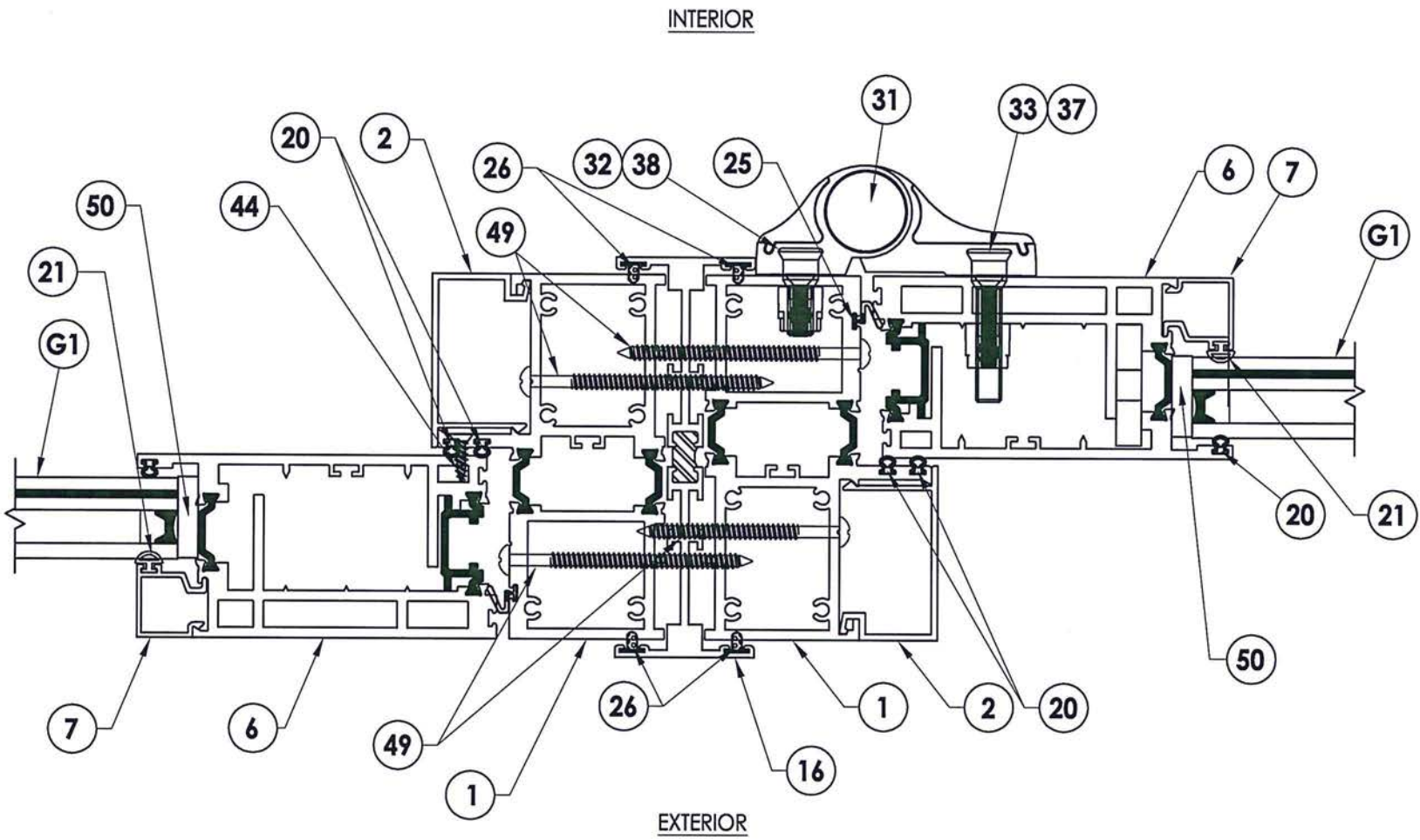
PRODUCT: FLEETWOOD Spec. 2, 2a		PART OR ASSEMBLY: HORIZONTAL CROSS SECTIONS	
NO.	DATE	REVISIONS	BY
 RW BUILDING CONSULTANTS, INC. 813.659.9197			
DATE: 4/2/15			
SCALE: N.T.S.			
DWG. BY: JK			
CHK. BY: LFS			
DRAWING NO.: L-7348			
SHEET 4 OF 18			



Testing Evaluation Laboratories Inc.
 Specimen Complies with Drawing
 Deviations Noted - TEL# 01991315
 Date 6/26/15 Verified by *gw*

1 HORIZONTAL CROSS SECTION
5


PRODUCT:		FLEETWOOD Spec. 2, 2a	
PART OR ASSEMBLY:		HORIZONTAL CROSS SECTIONS	
NO.	DATE	REVISIONS	BY
RW BUILDING CONSULTANTS, INC. 813.659.9197			
DATE: 4/2/15			
SCALE: N.T.S.			
DWG. BY: JK			
CHK. BY: LFS			
DRAWING NO.: L-7348			
SHEET 5 OF 18			

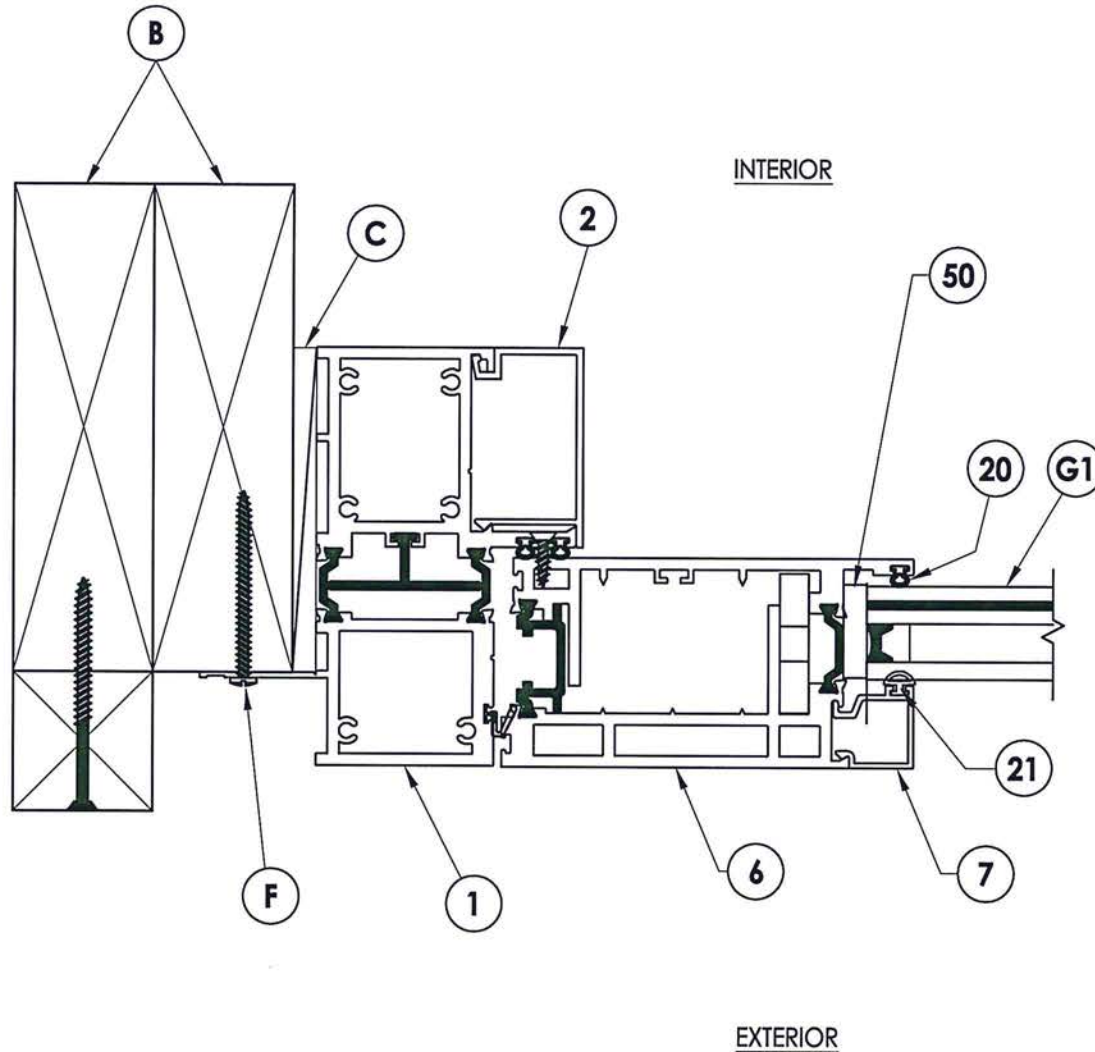


1
 6

HORIZONTAL CROSS SECTION

Testing Evaluation Laboratories Inc.
 Specimen Complies with Drawing
 Deviations Noted - TEL# 01991315
 Date 6/26/15 Verified by gw

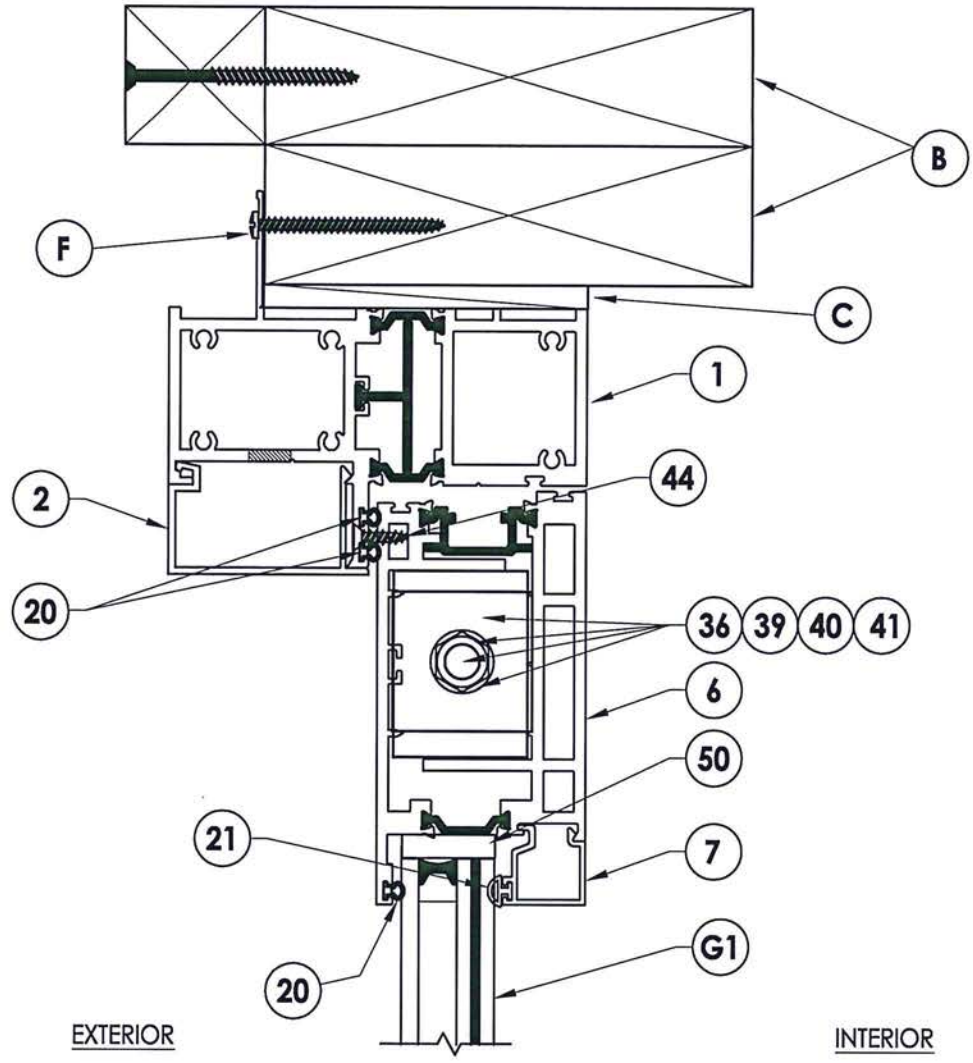
PRODUCT: FLEETWOOD Spec. 2, 2a	PART OR ASSEMBLY: HORIZONTAL CROSS SECTIONS		
		NO.	DATE
		BY	REVISIONS
			
DATE: 4/2/15			
SCALE: N.T.S.			
DWG. BY: JK			
CHK. BY: LFS			
DRAWING NO.:			
L-7348			
SHEET <u>6</u> OF <u>18</u>			



Testing Evaluation Laboratories Inc.
 Specimen Complies with Drawing
 Deviations Noted - TEL# 01991315
 Date 6/26/15 Verified by *gw*

1
7 **HORIZONTAL CROSS SECTION**

PRODUCT: FLEETWOOD Spec. 2, 2a		PART OR ASSEMBLY: HORIZONTAL CROSS SECTIONS	
NO.	DATE	REVISIONS	BY
 RW BUILDING CONSULTANTS, INC. 813.659.9197			
DATE: 4/2/15			
SCALE: N.T.S.			
DWG. BY: JK			
CHK. BY: LFS			
DRAWING NO.:			
L-7348			
SHEET 7 of 18			



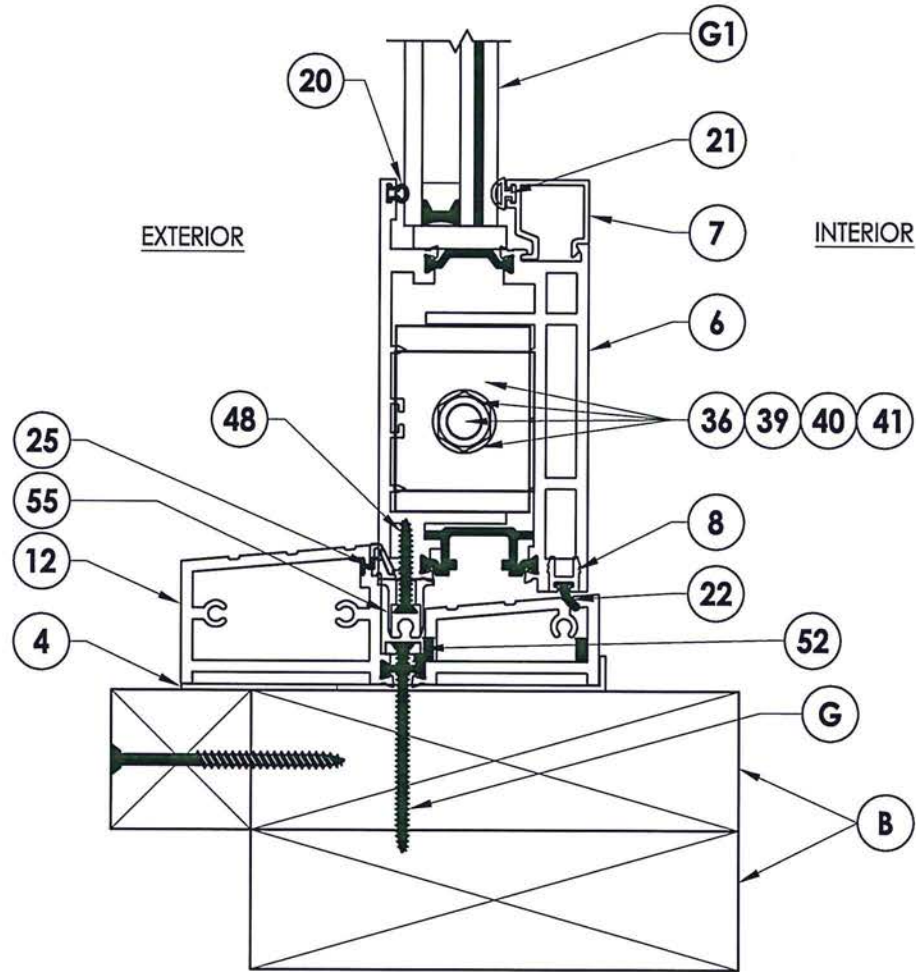
EXTERIOR

INTERIOR

1
8 **VERTICAL CROSS SECTION**

Testing Evaluation Laboratories Inc.
 Specimen Complies with Drawing
 Deviations Noted - TEL# 01991315
 Date 6/26/15 Verified by *gw*

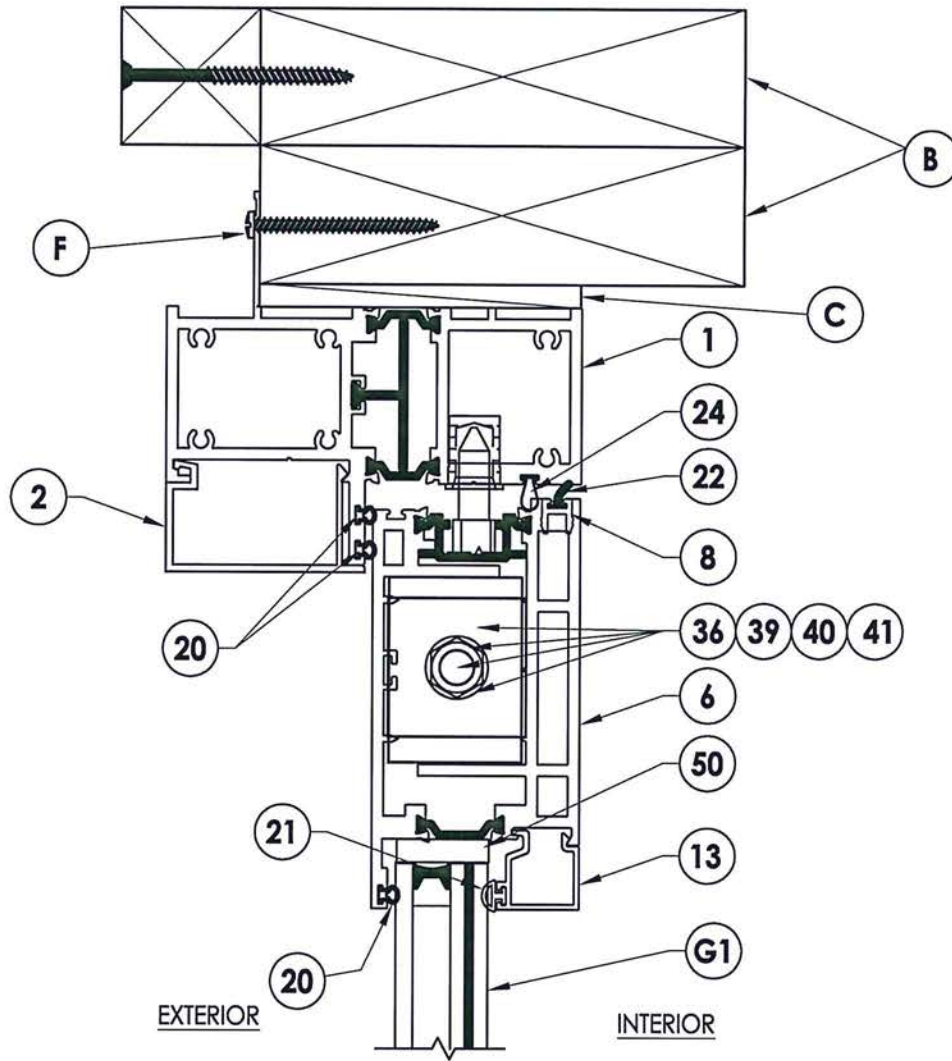
PRODUCT:		FLEETWOOD Spec. 2, 2a	
PART OR ASSEMBLY:		VERTICAL CROSS SECTIONS	
NO.	DATE	REVISIONS	BY
RW BUILDING CONSULTANTS, INC. 813.659.9197			
DATE: 4/2/15			
SCALE: N.T.S.			
DWG. BY: JK			
CHK. BY: LFS			
DRAWING NO.:			
L-7348			
SHEET 8 OF 18			



1
9 **VERTICAL CROSS SECTION**

Testing Evaluation Laboratories Inc.
 Specimen Complies with Drawing
 Deviations Noted - TEL# 01991315
 Date 6/26/15 Verified by gw

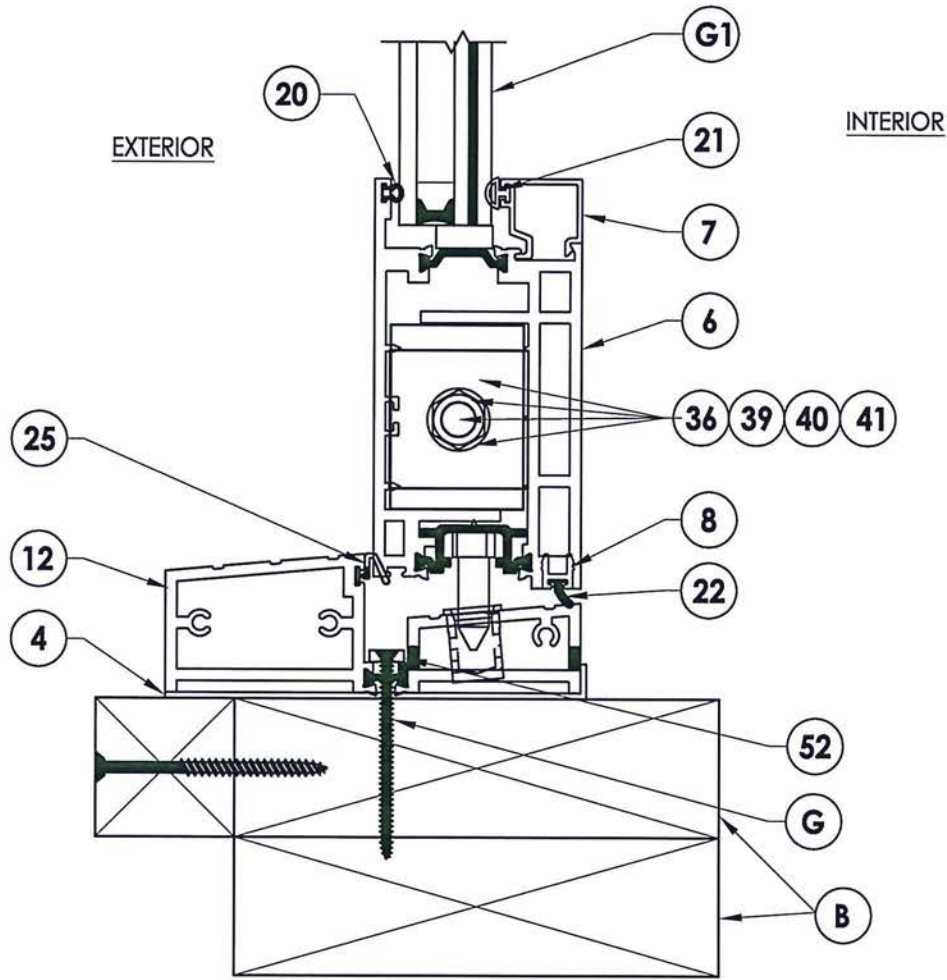
PRODUCT:		FLEETWOOD Spec. 2, 2a	
PART OR ASSEMBLY:		VERTICAL CROSS SECTIONS	
NO.	DATE	REVISIONS	BY
DATE: 4/2/15			
SCALE: N.T.S.			
DWG. BY: JK			
CHK. BY: LFS			
DRAWING NO.:			
L-7348			
SHEET 9 OF 18			



1
10 **VERTICAL CROSS SECTION**

Testing Evaluation Laboratories Inc.
 Specimen Complies with Drawing
 Deviations Noted - TEL# 01991315
 Date 6/26/15 Verified by Jaw

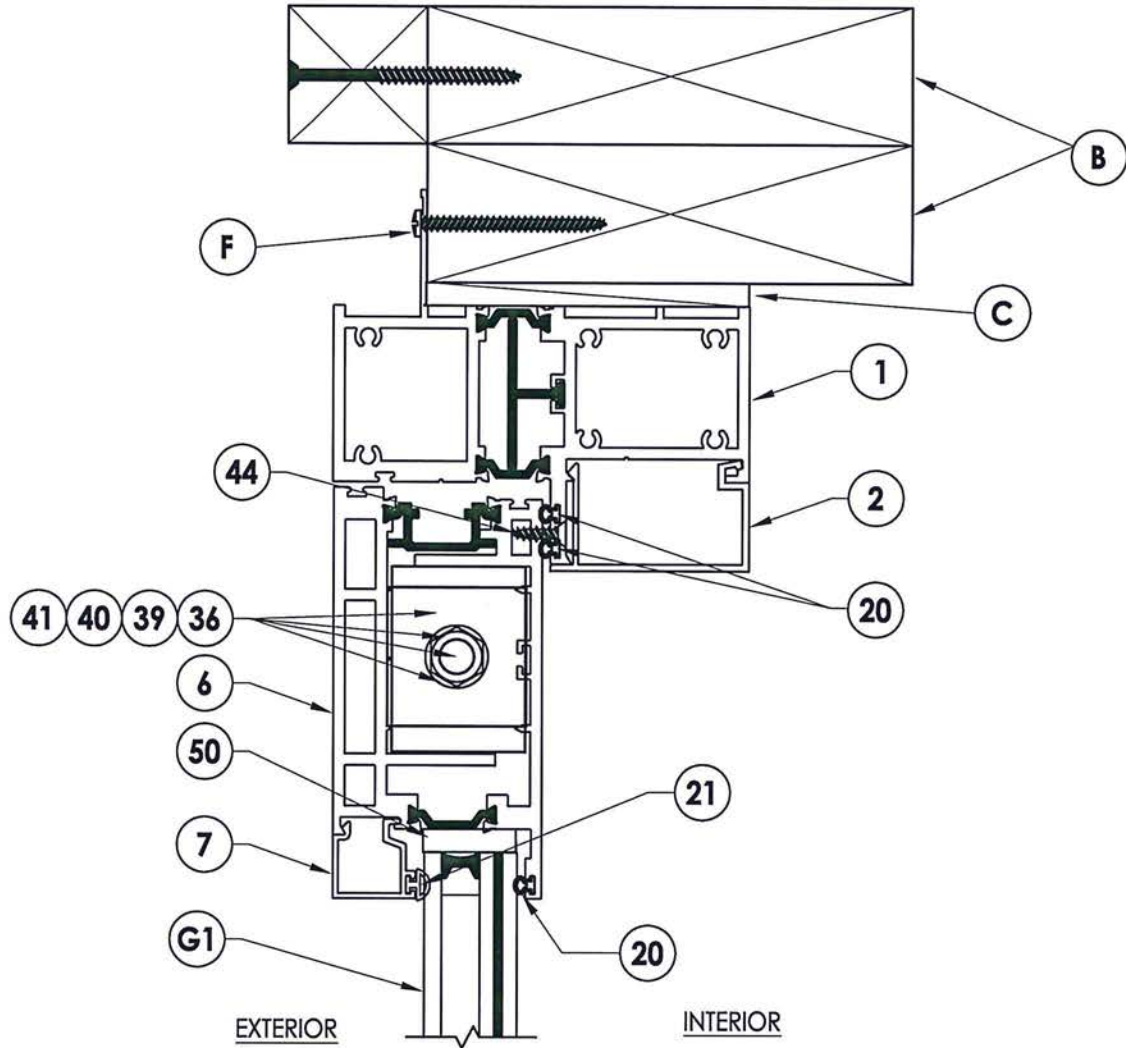
PRODUCT: FLEETWOOD Spec. 2, 2a		PART OR ASSEMBLY: VERTICAL CROSS SECTIONS	
NO.	DATE	REVISIONS	BY
DATE: 4/2/15			
SCALE: N.T.S.			
DWG. BY: JK			
CHK. BY: LFS			
DRAWING NO.: L-7348			
SHEET 10 OF 18			



1
11 **VERTICAL CROSS SECTION**

Testing Evaluation Laboratories Inc.
 Specimen Complies with Drawing
 Deviations Noted - TEL# 01991315
 Date 6/26/15 Verified by gw

PRODUCT: FLEETWOOD Spec. 2, 2a		PART OR ASSEMBLY: VERTICAL CROSS SECTIONS	
NO.	DATE	REVISIONS	BY
DATE: <u>4/2/15</u>			
SCALE: <u>N.T.S.</u>			
DWG. BY: <u>JK</u>			
CHK. BY: <u>LFS</u>			
DRAWING NO.: <u>L-7348</u>			
SHEET <u>11</u> OF <u>18</u>			

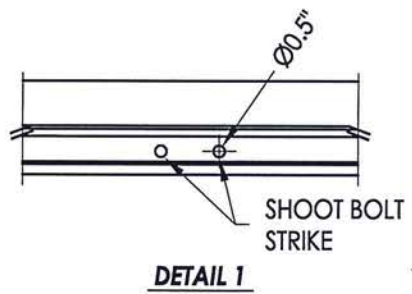
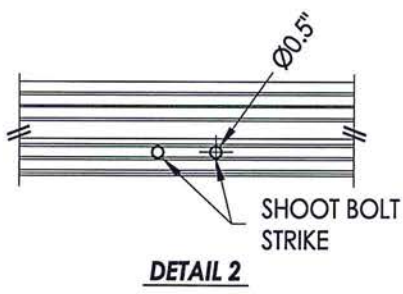
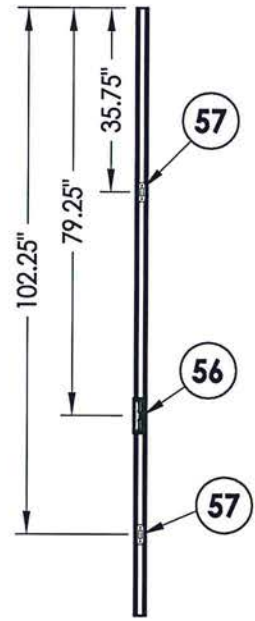
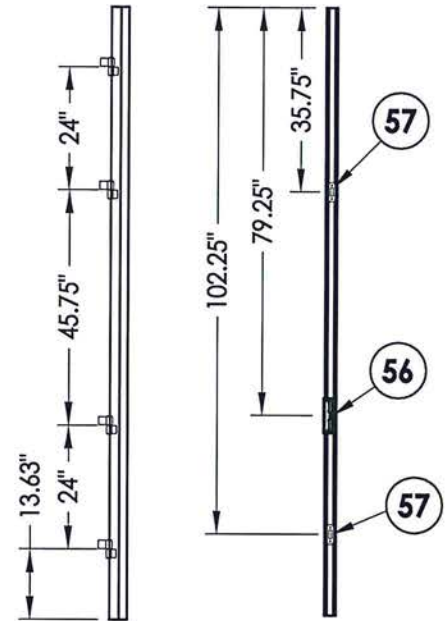
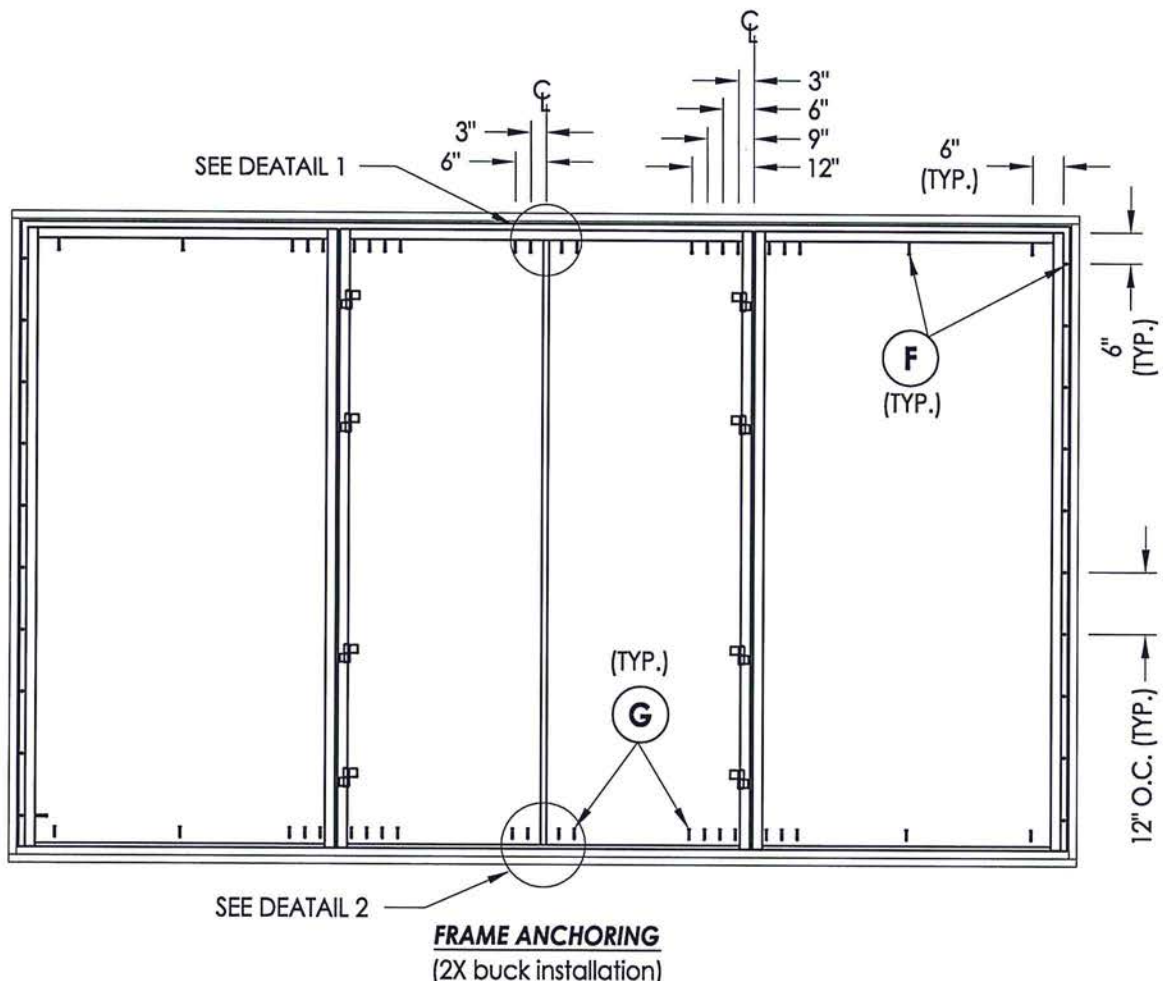


1
12 VERTICAL CROSS SECTION

Testing Evaluation Laboratories Inc.
 Specimen Complies with Drawing
 Deviations Noted - TEL# 01991315
 Date 6/26/15 Verified by *gw*

PRODUCT:		FLEETWOOD Spec. 2, 2a	
PART OR ASSEMBLY:		VERTICAL CROSS SECTIONS	
NO.	DATE	REVISIONS	BY
DATE:		4/2/15	
SCALE:		N.T.S.	
DWG. BY:		JK	
CHK. BY:		LFS	
DRAWING NO.:		L-7348	
SHEET		12 OF 18	

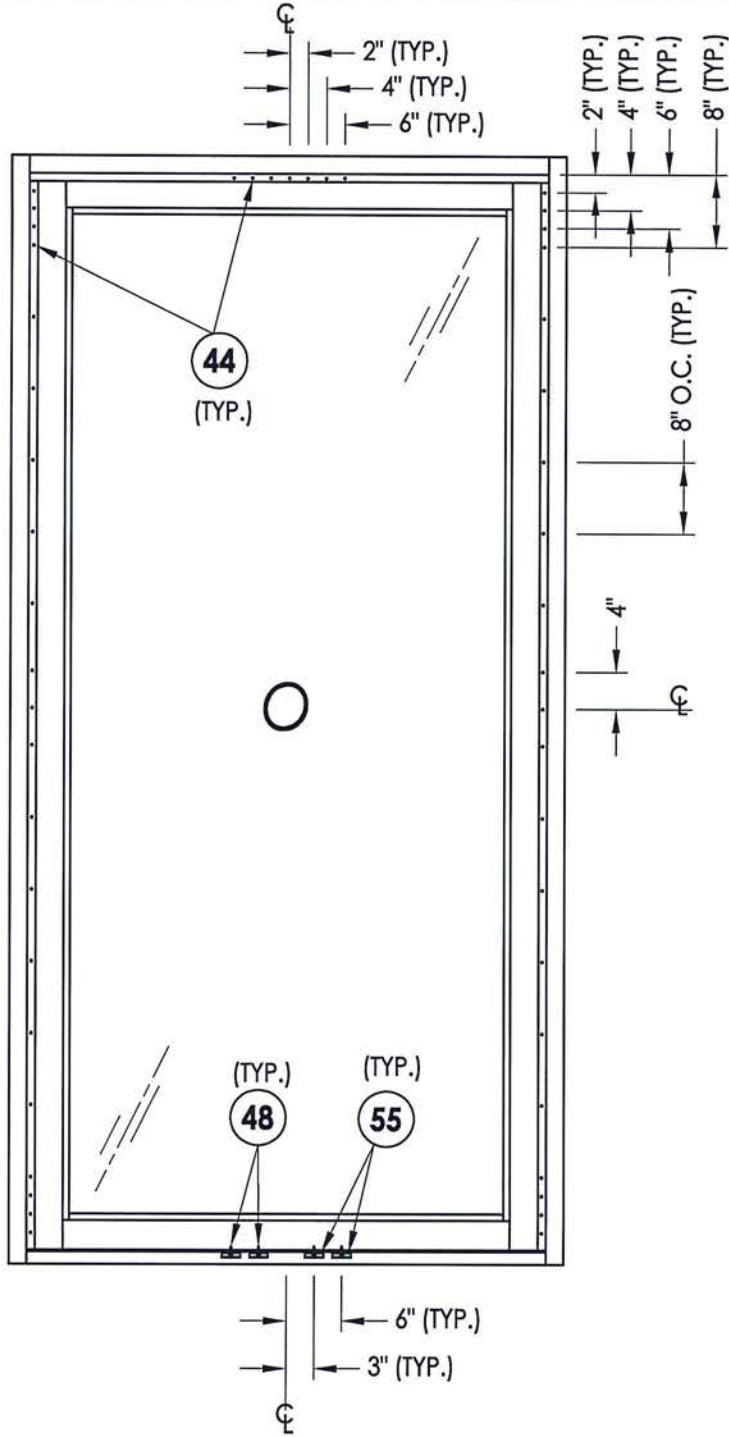
R:\Clients\Fleetwood PERMANENT Drawings\Lab Dwg\L-7348.dwg



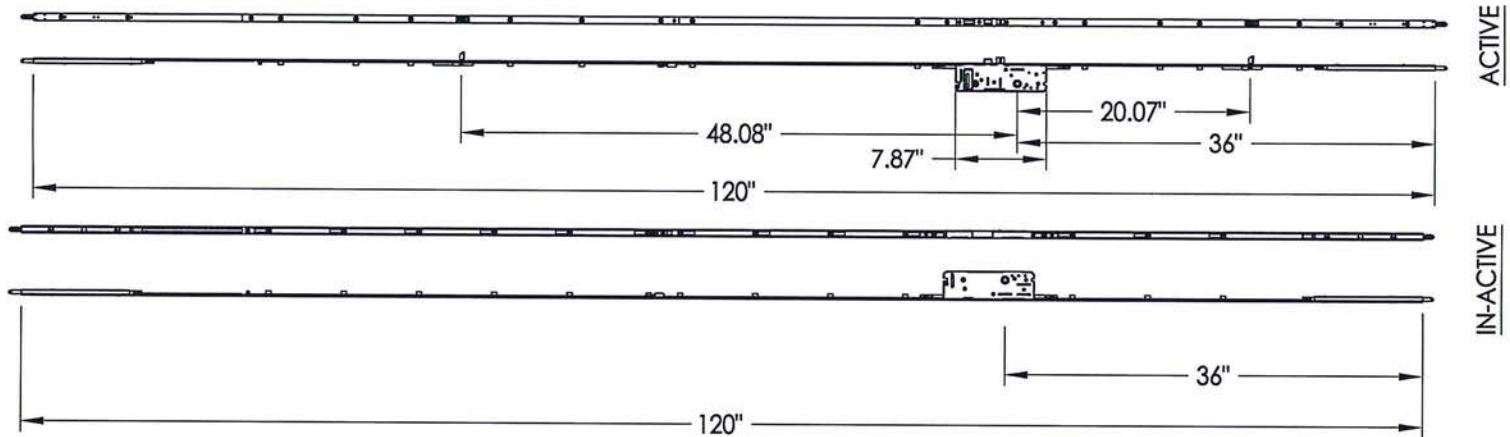
Testing Evaluation Laboratories Inc.
 Specimen Complies with Drawing
 Deviations Noted - TEL# 01991315
 Date 6/26/15 Verified by *gw*

PRODUCT: FLEETWOOD Spec. 2, 2a		PART OR ASSEMBLY: FRAME ANCHORING	
NO.	DATE	REVISIONS	BY
DATE: 4/2/15			
SCALE: N.T.S.			
DWG. BY: JK			
CHK. BY: LFS			
DRAWING NO.: L-7348			
SHEET 14 OF 18			

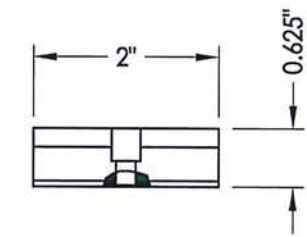
Testing Evaluation Laboratories Inc.
 Specimen Complies with Drawing
 Deviations Noted - TEL# 01991315
 Date 6/26/15 Verified by ju



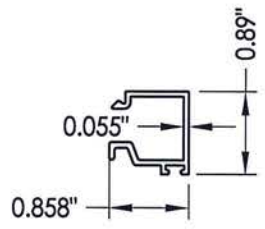
PRODUCT:		FLEETWOOD Spec. 2, 2a	
PART OR ASSEMBLY:		SIDELITE PANEL DETAIL	
NO.	DATE	REVISIONS	BY
DATE: 4/2/15			
SCALE: N.T.S.			
DWG. BY: JK			
CHK. BY: LFS			
DRAWING NO.:			
L-7348			
SHEET <u>15</u> OF <u>18</u>			



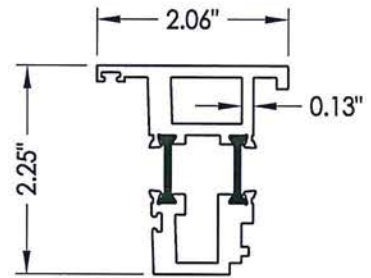
30 MULTI-POINT LOCK TRUTH



55 FIXED SILL BLOCK

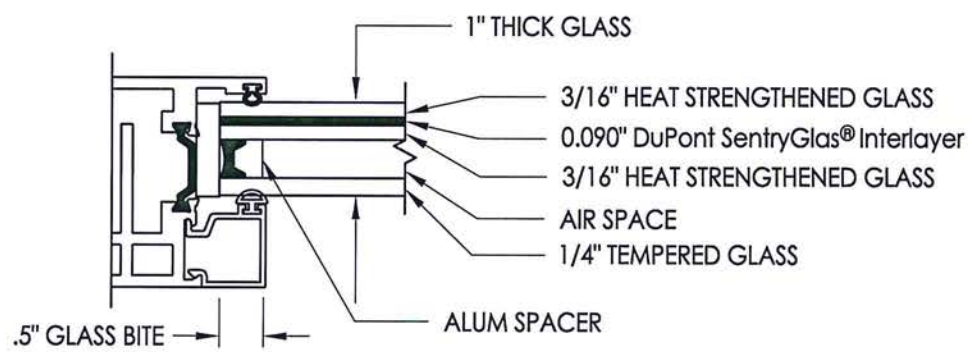


7 1" GLASS STOP



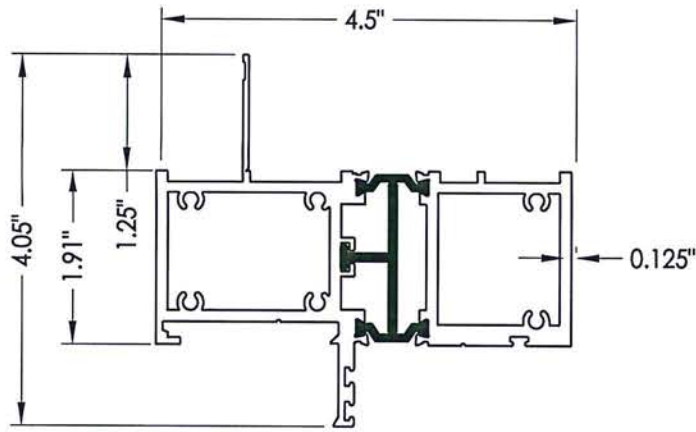
11 ASTRAGAL

Testing Evaluation Laboratories Inc.
 Specimen Complies with Drawing
 Deviations Noted - TEL# 01991315
 Date 6/26/15 Verified by *gn*

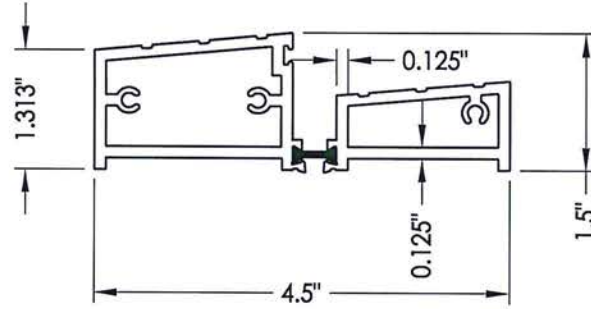


G1 GLAZING DETAIL


PRODUCT: FLEETWOOD Spec. 2, 2a		PART OR ASSEMBLY: COMPONENTS AND GLAZING DETAIL	
NO.	DATE	REVISIONS	BY
RW BUILDING CONSULTANTS, INC. 813.659.9197			
DATE: 4/2/15			
SCALE: N.T.S.			
DWG. BY: JK			
CHK. BY: LFS			
DRAWING NO.: L-7348			
SHEET 16 OF 18			



1 BLOCK HEAD & JAMBS
(Fin)

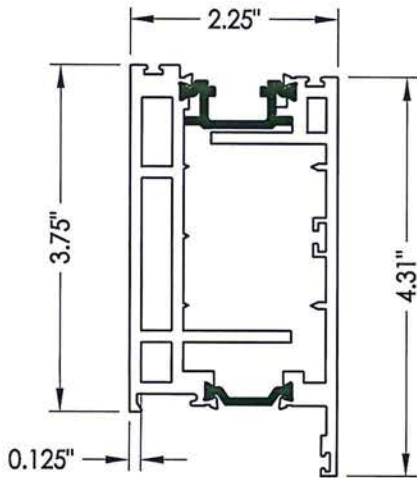


12 IN-SWING SILL

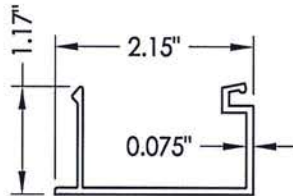


4 SILL PAN

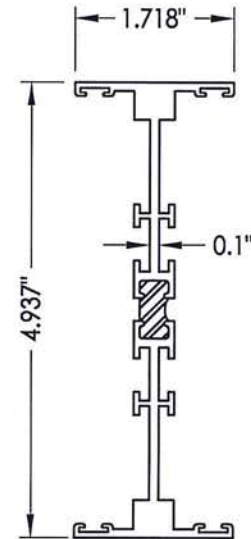
Testing Evaluation Laboratories Inc.
Specimen Complies with Drawing
Deviations Noted - TEL# 01991315
Date 6/26/15 Verified by jo




6 SASH

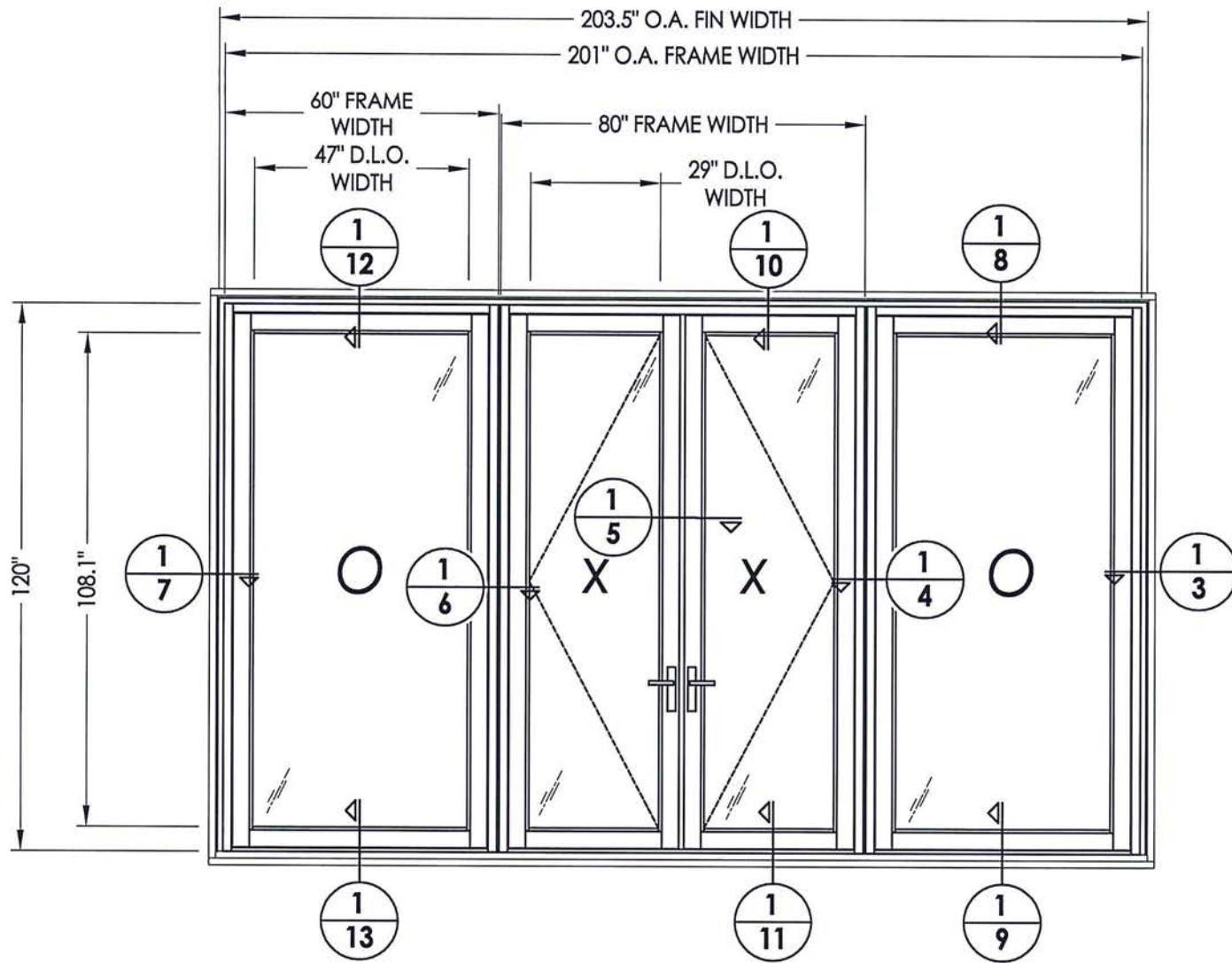


2 FRAME SNAP-IN



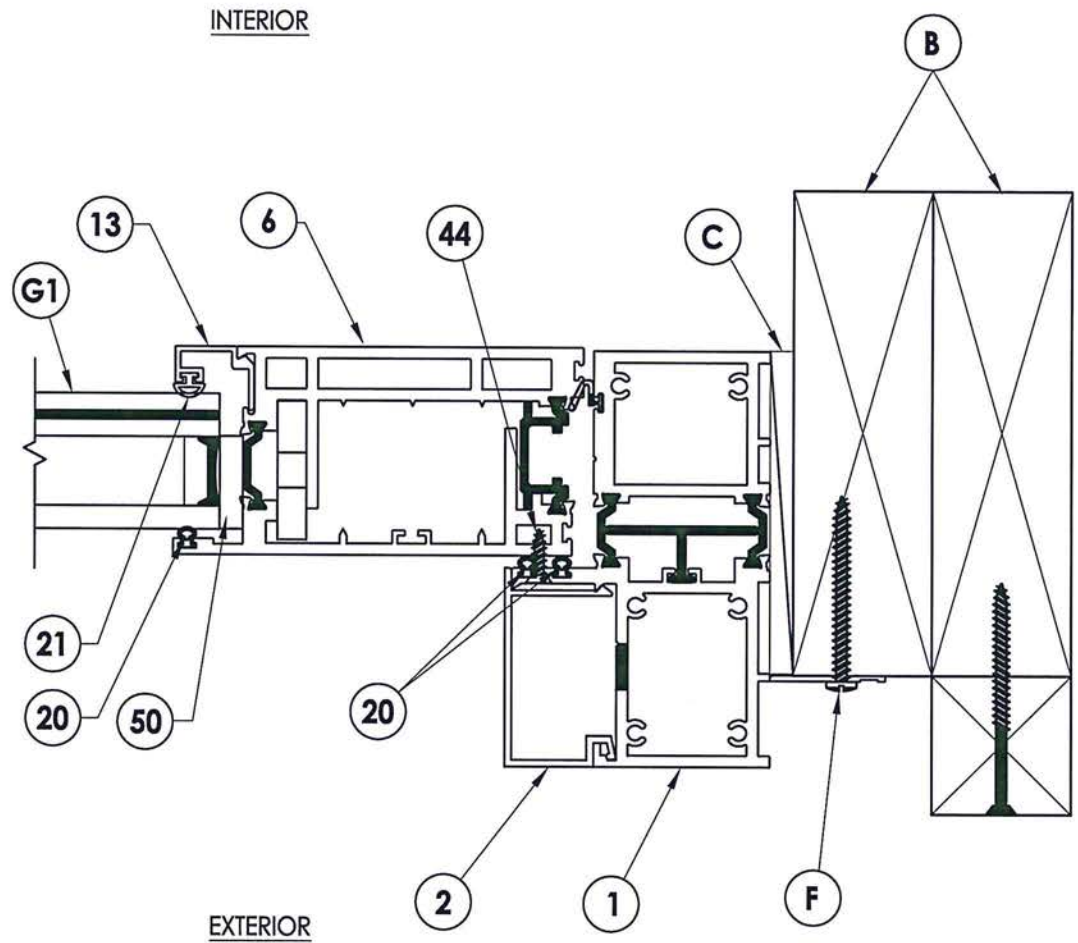
16 KONA I-MULLION

PRODUCT:		FLEETWOOD Spec. 2, 2a	
PART OR ASSEMBLY:		COMPONENTS	
NO.	DATE	REVISIONS	BY
 RW BUILDING CONSULTANTS, INC. 813.659.9197			
DATE: 4/2/15			
SCALE: N.T.S.			
DWG. BY: JK			
CHK. BY: LFS			
DRAWING NO.: L-7348			
SHEET 17 OF 18			



Testing Evaluation Laboratories Inc.
 Specimen Complies with Drawing
 Deviations Noted - TEL# 01991315
 Date 6/26/15 Verified by gw

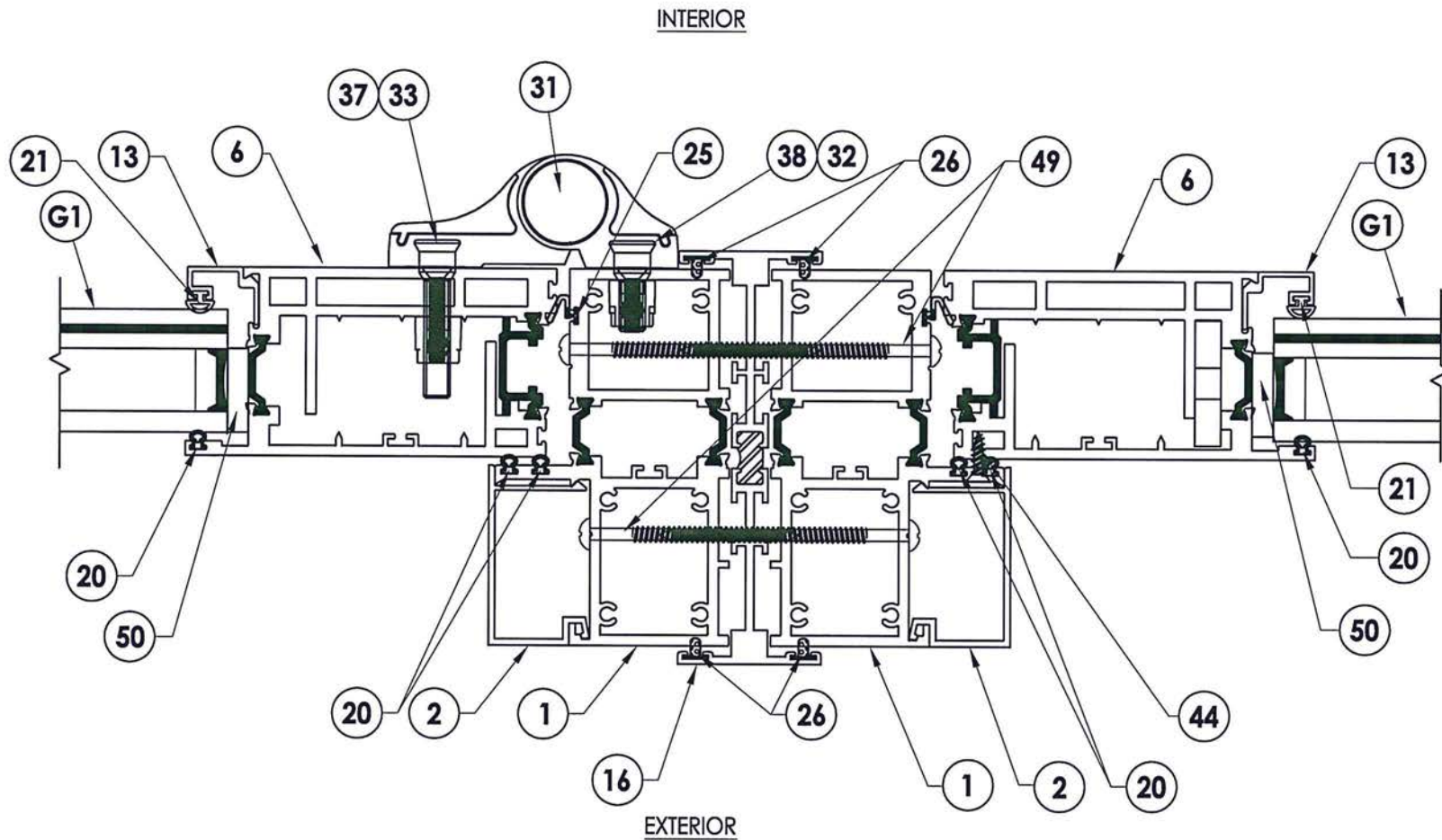
PRODUCT: FLEETWOOD SPEC. 2ALT, 2ALT-A		PART OR ASSEMBLY: TEST ELEVATIONS	
NO.	DATE	REVISIONS	BY
RW BUILDING CONSULTANTS, INC. 813.659.9197			
DATE: 4/2/15			
SCALE: N.T.S.			
DWG. BY: JK			
CHK. BY: LFS			
DRAWING NO.:			
L-7348A			
SHEET <u>2</u> OF <u>18</u>			



Testing Evaluation Laboratories Inc.
 Specimen Complies with Drawing
 Deviations Noted - TEL# 01991315
 Date 6/26/15 Verified by *gw*

1 HORIZONTAL CROSS SECTION
3

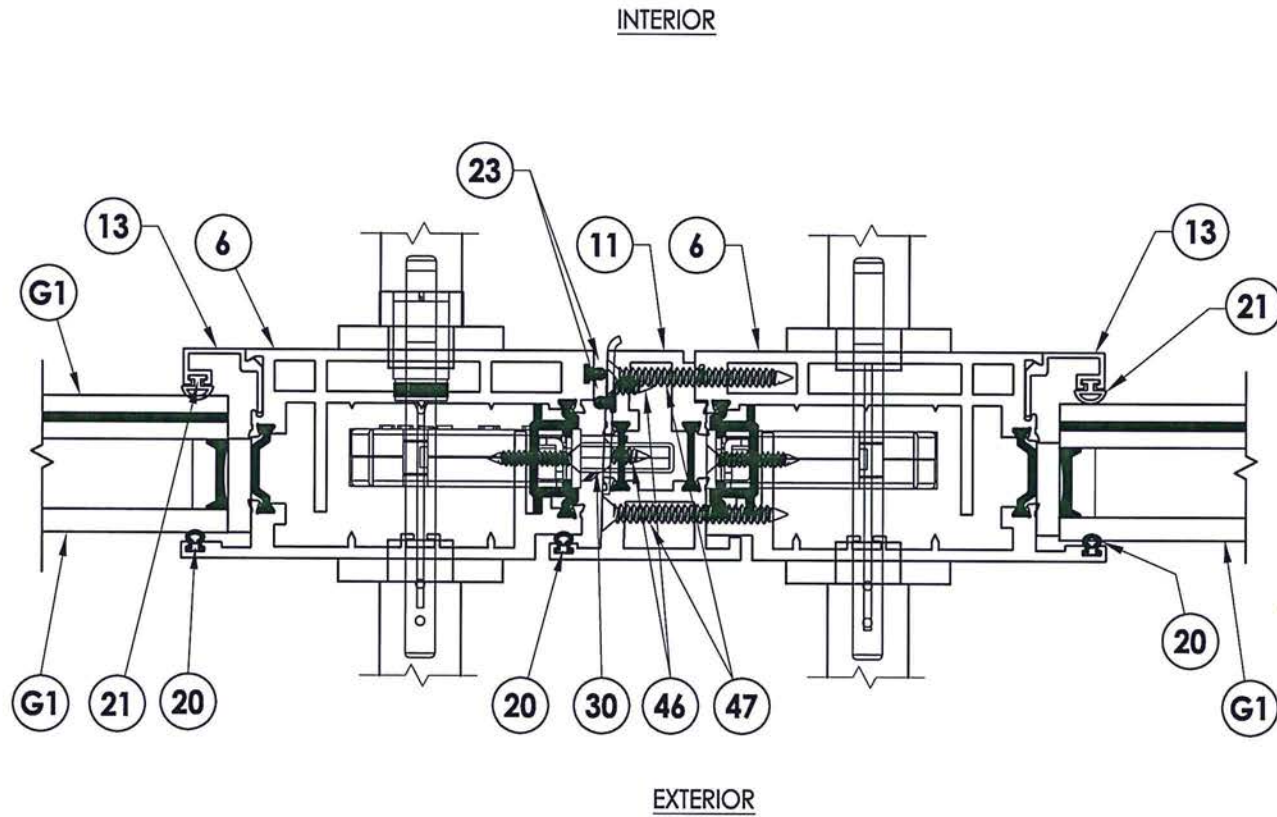
PRODUCT: FLEETWOOD SPEC. 2ALT, 2ALT-A		PART OR ASSEMBLY: HORIZONTAL CROSS SECTIONS	
NO.	DATE	REVISIONS	BY
DATE: 4/2/15			
SCALE: N.T.S.			
DWG. BY: JK			
CHK. BY: LFS			
DRAWING NO.: L-7348A			
SHEET 3 OF 18			



Testing Evaluation Laboratories Inc.
 Specimen Complies with Drawing
 Deviations Noted - TEL# 01991315
 Date 6/26/15 Verified by *[Signature]*

1
4 **HORIZONTAL CROSS SECTION**

PRODUCT: FLEETWOOD SPEC. 2ALT, 2ALT-A		PART OR ASSEMBLY: HORIZONTAL CROSS SECTIONS	
NO.	DATE	REVISIONS	BY
 RW BUILDING CONSULTANTS, INC. 813.659.9197			
DATE: 4/2/15			
SCALE: N.T.S.			
DWG. BY: JK			
CHK. BY: LFS			
DRAWING NO.: L-7348A			
SHEET 4 OF 18			

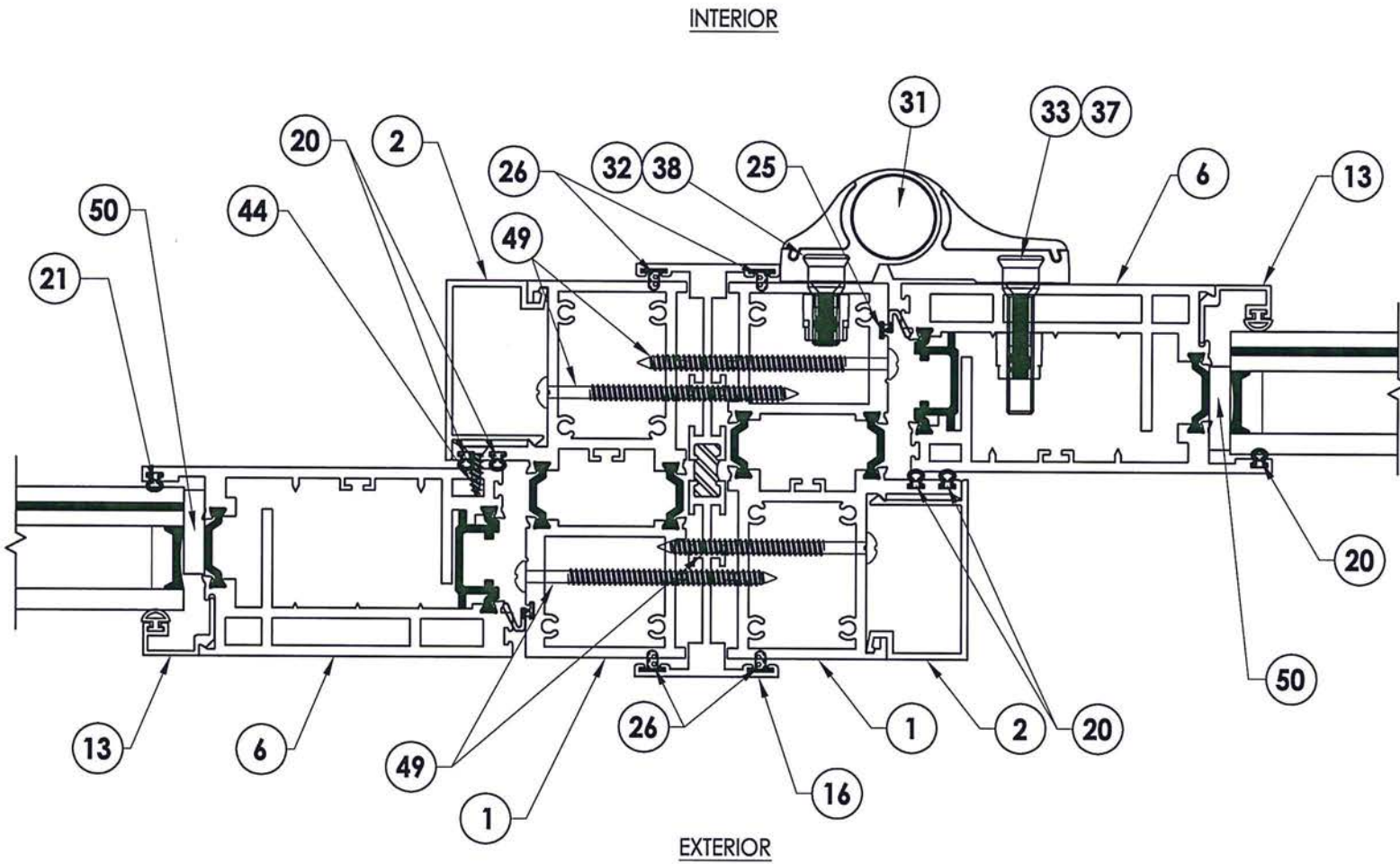


Testing Evaluation Laboratories Inc.
 Specimen Complies with Drawing
 Deviations Noted - TEL# 01991315
 Date 6/26/15 Verified by *gw*

1
5 **HORIZONTAL CROSS SECTION**


PRODUCT:		FLEETWOOD SPEC. 2ALT, 2ALT-A	
PART OR ASSEMBLY:		HORIZONTAL CROSS SECTIONS	
NO.	DATE	REVISIONS	BY
DATE: 4/2/15			
SCALE: N.T.S.			
DWG. BY: JK			
CHK. BY: LFS			
DRAWING NO.: L-7348A			
SHEET 5 OF 18			

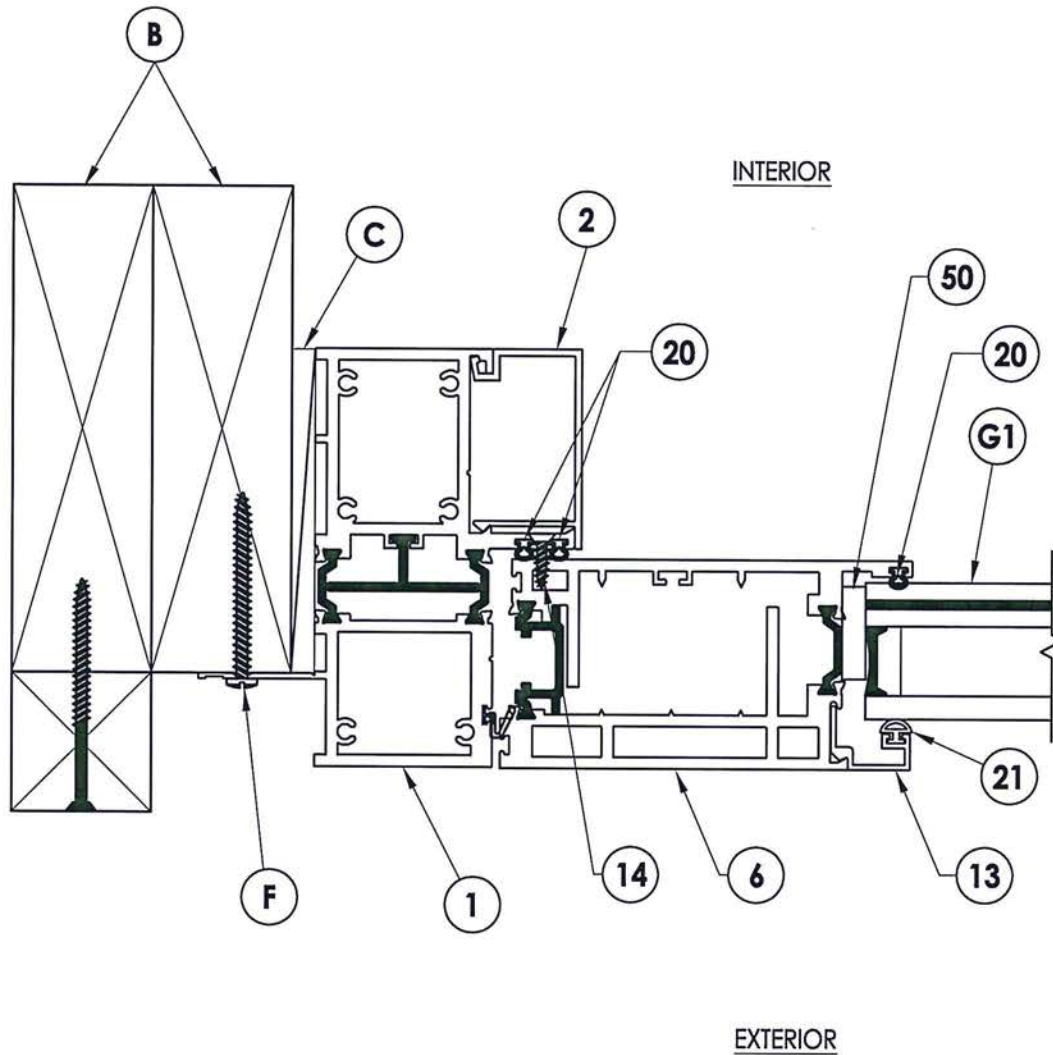
R:\Clients\Fleetwood PERMANENT\Drawings\Lab Dwgs\L-7348A.dwg



1 HORIZONTAL CROSS SECTION
6

Testing Evaluation Laboratories Inc.
Specimen Complies with Drawing
Deviations Noted - TEL# 01991315
Date 6/26/15 Verified by go

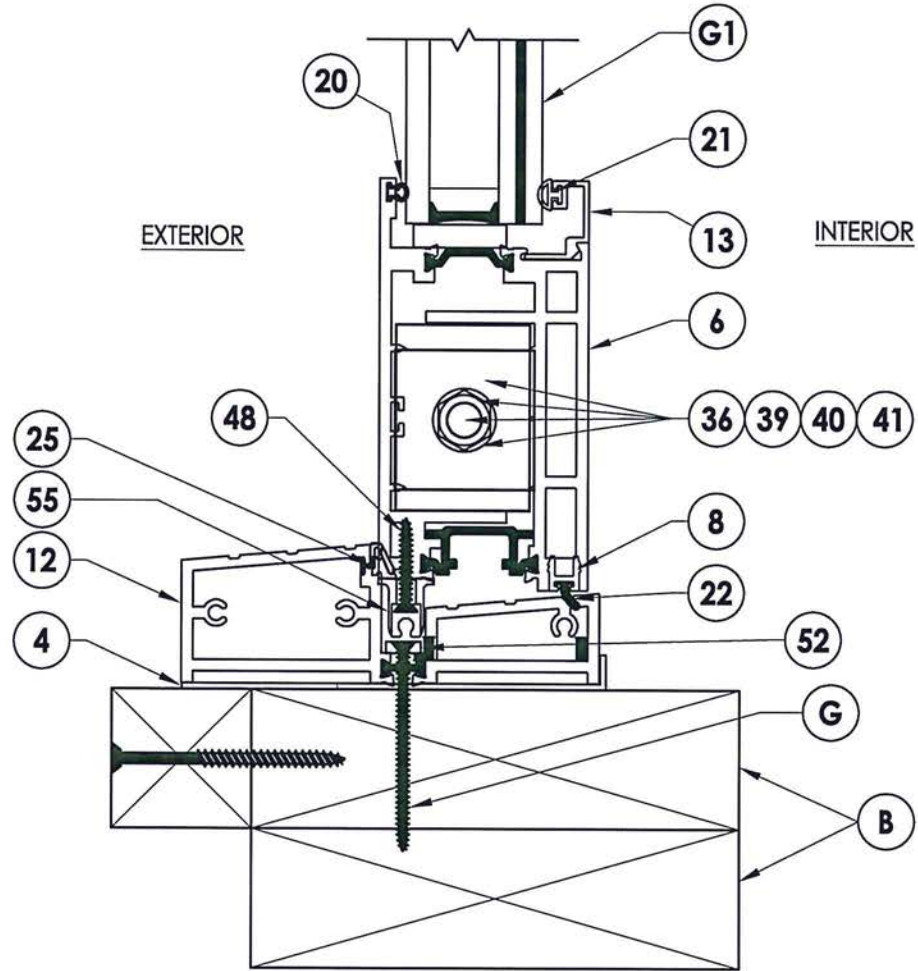
PRODUCT: FLEETWOOD SPEC. 2ALT, 2ALT-A		PART OR ASSEMBLY: HORIZONTAL CROSS SECTIONS	
NO.	DATE	REVISIONS	BY
			
DATE: 4/2/15			
SCALE: N.T.S.			
DWG. BY: JK			
CHK. BY: LFS			
DRAWING NO.: L-7348A			
SHEET <u>6</u> OF <u>18</u>			



Testing Evaluation Laboratories Inc.
 Specimen Complies with Drawing
 Deviations Noted - TEL# 01991315
 Date 6/26/15 Verified by *gjs*

1
7 HORIZONTAL CROSS SECTION

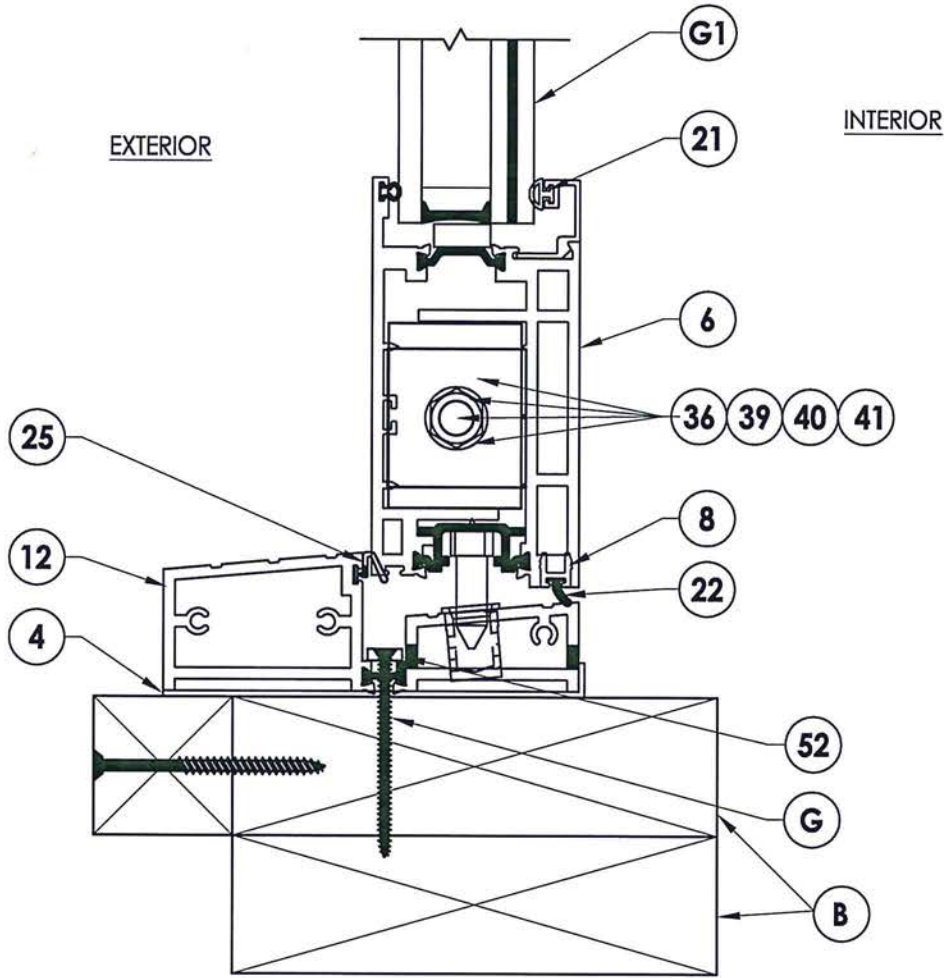
PRODUCT: FLEETWOOD SPEC. 2ALT, 2ALT-A		PART OR ASSEMBLY: HORIZONTAL CROSS SECTIONS	
NO.	DATE	REVISIONS	BY
RW BUILDING CONSULTANTS, INC. 813.659.9197			
DATE: 4/2/15			
SCALE: N.T.S.			
DWG. BY: JK			
CHK. BY: LFS			
DRAWING NO.:			
L-7348A			
SHEET 7 OF 18			



1
9 **VERTICAL CROSS SECTION**

Testing Evaluation Laboratories Inc.
 Specimen Complies with Drawing
 Deviations Noted - TEL# 01991315
 Date 6/26/15 Verified by *gw*

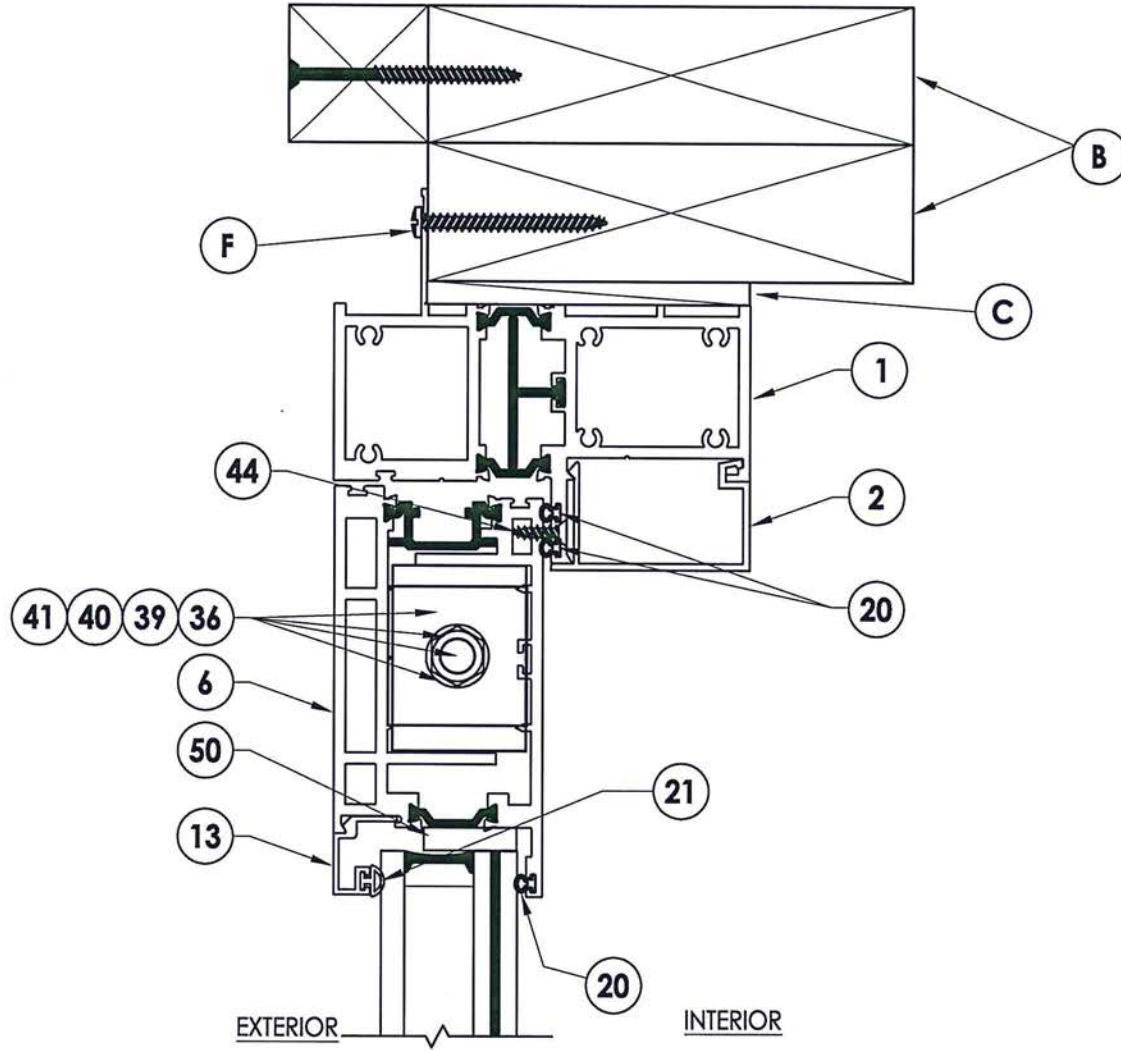
PRODUCT:		FLEETWOOD SPEC. 2ALT, 2ALT-A	
PART OR ASSEMBLY:		VERTICAL CROSS SECTIONS	
NO.	DATE	REVISIONS	BY
RW BUILDING CONSULTANTS, INC. 813.659.9197		DATE: 4/2/15 SCALE: N.T.S. DWG. BY: JK CHK. BY: LFS DRAWING NO.: L-7348A	
SHEET		9 OF 18	



1
11 **VERTICAL CROSS SECTION**


Testing Evaluation Laboratories Inc.
 Specimen Complies with Drawing
 Deviations Noted - TEL# 01991315
 Date 6/26/15 Verified by *JD*

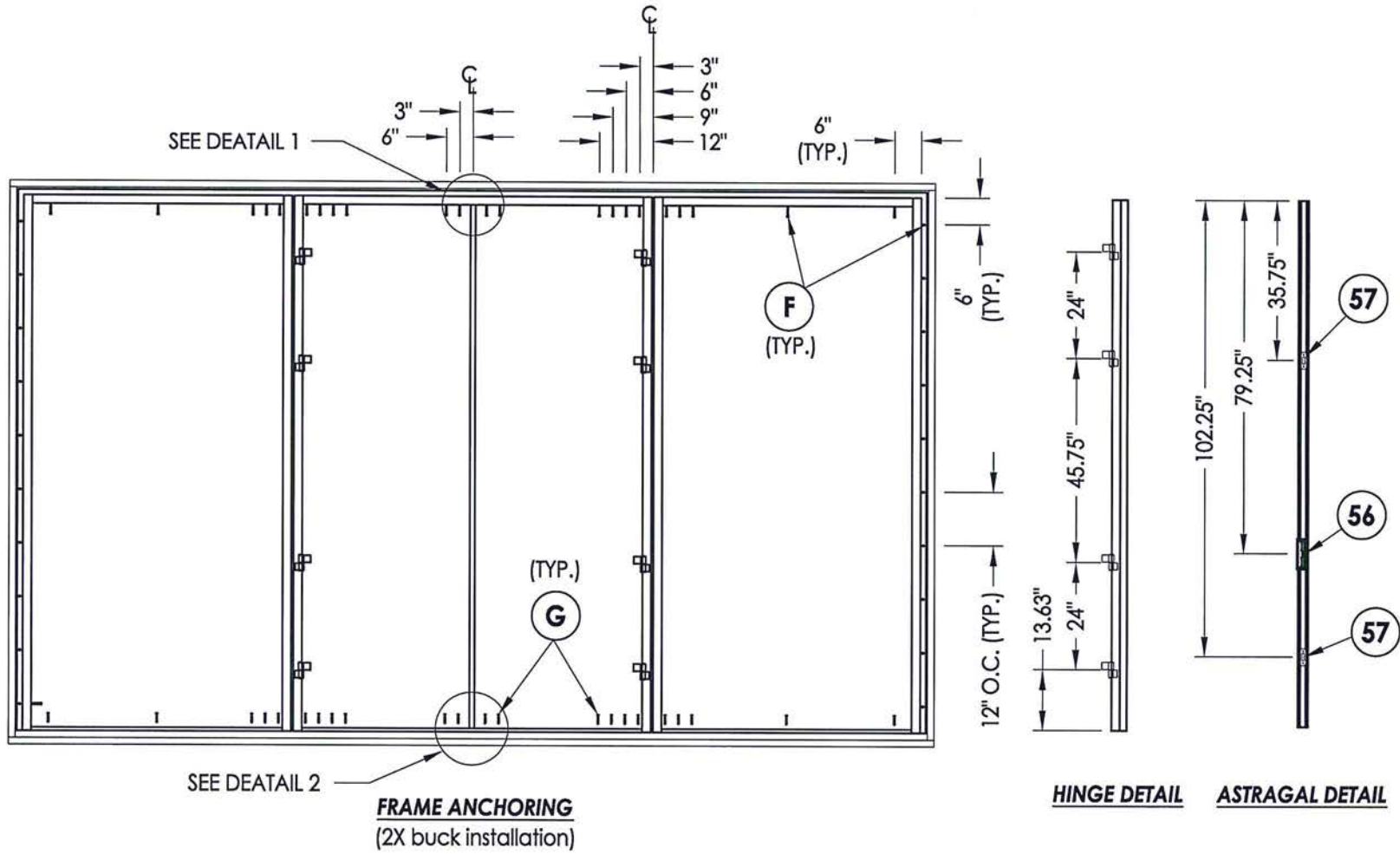
PRODUCT: FLEETWOOD SPEC: 2ALT, 2ALT-A		PART OR ASSEMBLY: VERTICAL CROSS SECTIONS	
NO.	DATE	REVISIONS	BY
DATE: 4/2/15			
SCALE: N.T.S.			
DWG. BY: JK			
CHK. BY: LFS			
DRAWING NO.: L-7348A			
SHEET 11 OF 18			



1
12 **VERTICAL CROSS SECTION**

Testing Evaluation Laboratories Inc.
 Specimen Complies with Drawing
 Deviations Noted - TEL# 01991315
 Date 6/26/15 Verified by gjd

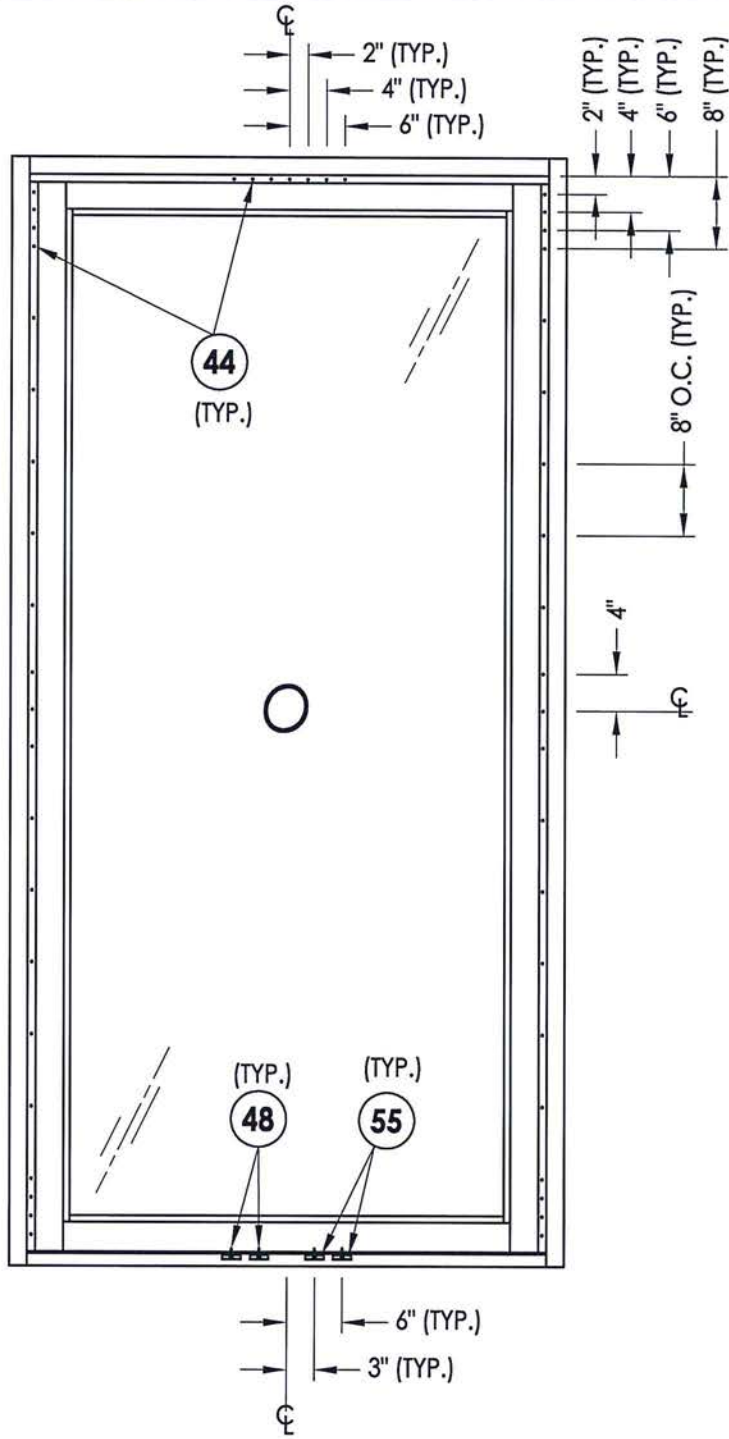
PRODUCT: FLEETWOOD SPEC. 2ALT, 2ALT-A		PART OR ASSEMBLY: VERTICAL CROSS SECTIONS	
NO.	DATE	REVISIONS	BY
 RW BUILDING CONSULTANTS, INC. 813.659.9197			
DATE: 4/2/15			
SCALE: N.T.S.			
DWG. BY: JK			
CHK. BY: LFS			
DRAWING NO.:			
L-7348A			
SHEET 12 OF 18			



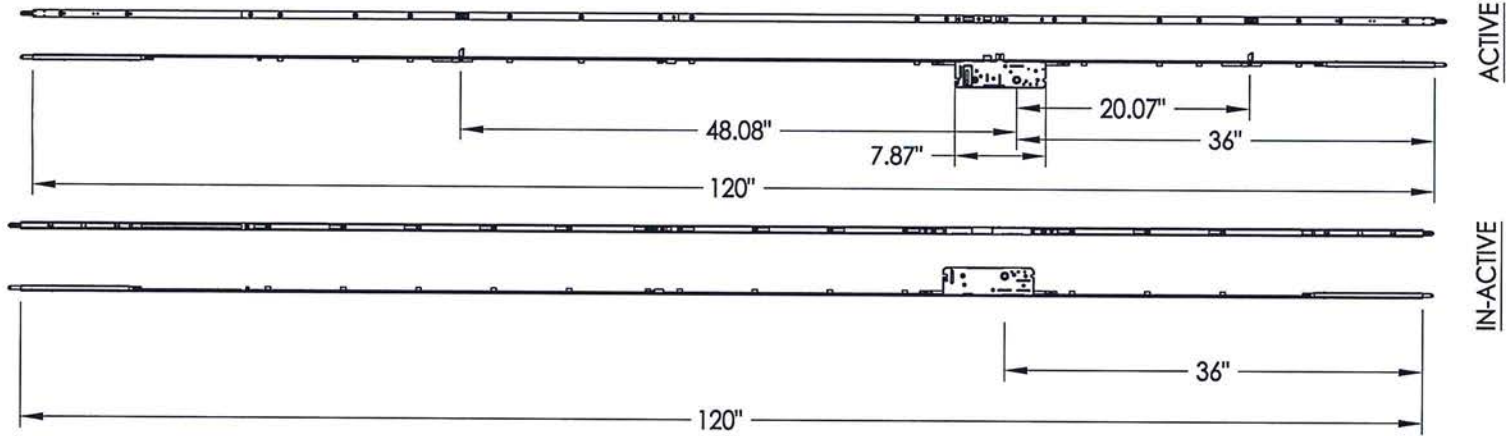
Testing Evaluation Laboratories Inc.
 Specimen Complies with Drawing
 Deviations Noted - TEL# 01991315
 Date 6/26/15 Verified by *gw*

PRODUCT: FLEETWOOD SPEC. 2ALT, 2ALT-A		PART OR ASSEMBLY: FRAME ANCHORING	
NO.	DATE	BY	REVISIONS
 RW BUILDING CONSULTANTS, INC. 813.659.9197			
DATE: 4/2/15			
SCALE: N.T.S.			
DWG. BY: JK			
CHK. BY: LFS			
DRAWING NO.: L-7348A			
SHEET 14 OF 18			

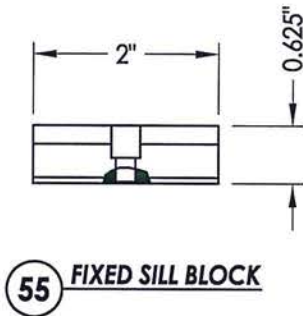
Testing Evaluation Laboratories Inc.
 Specimen Complies with Drawing
 Deviations Noted - TEL# 01991315
 Date 6/26/15 Verified by gwo



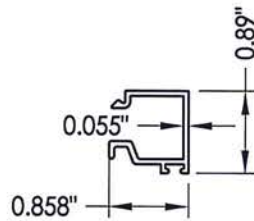
PRODUCT:		FLEETWOOD SPEC. 2ALT, 2ALT-A	
PART OR ASSEMBLY:		SIDELITE PANEL DETAIL	
NO.	DATE	REVISIONS	BY
DATE: 4/2/15			
SCALE: N.T.S.			
DWG. BY: JK			
CHK. BY: LFS			
DRAWING NO.: L-7348A			
SHEET 15 OF 18			



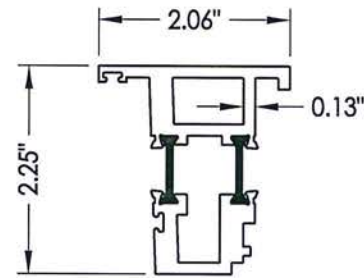
30 MULTI-POINT LOCK
TRUTH



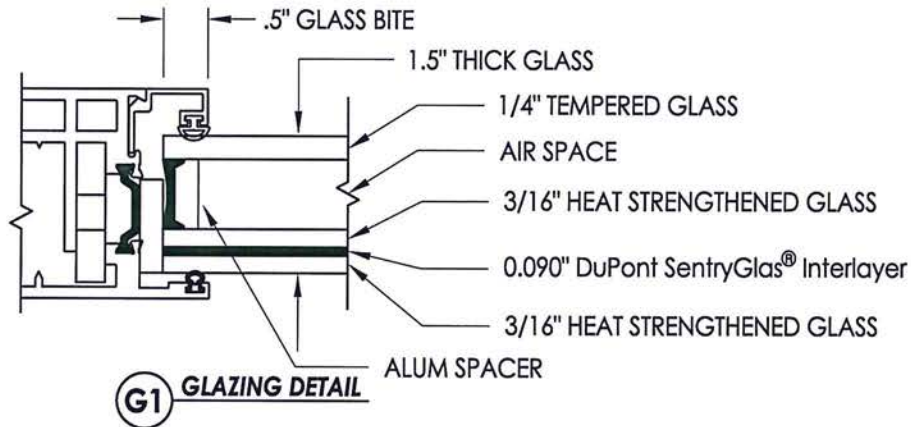
55 FIXED SILL BLOCK



7 1" GLASS STOP



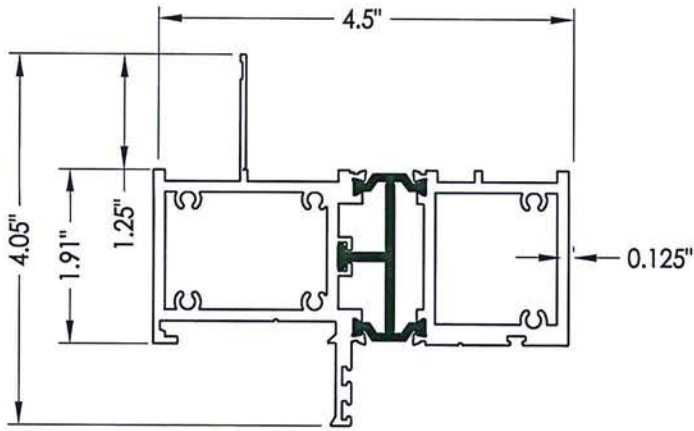
11 ASTRAGAL



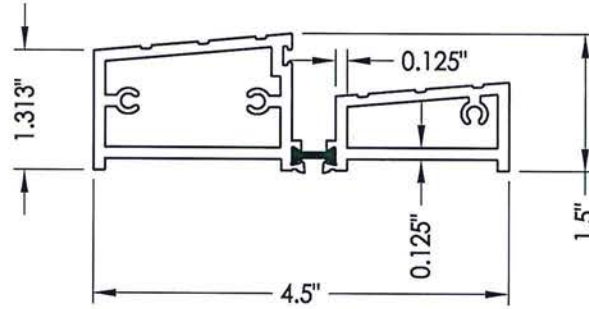
G1 GLAZING DETAIL

Testing Evaluation Laboratories Inc.
Specimen Complies with Drawing
Deviations Noted - TEL# 01991315
Date 6/26/15 Verified by *gw*


PRODUCT: FLEETWOOD SPEC. 2ALT, 2ALT-A		PART OR ASSEMBLY: COMPONENTS AND GLAZING DETAIL	
NO.	DATE	REVISIONS	BY
		DATE: 4/2/15 SCALE: N.T.S. DWG. BY: JK CHK. BY: LFS DRAWING NO.: L-7348A SHEET 16 OF 18	



1 BLOCK HEAD & JAMBS
(Fin)

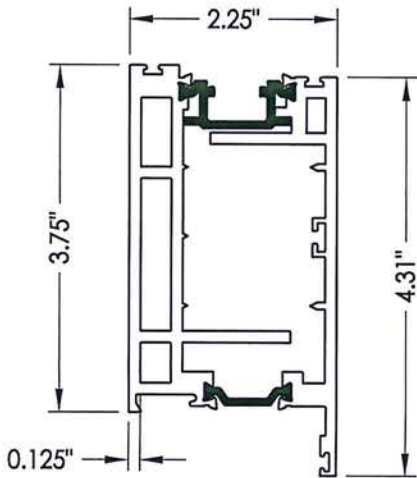


12 IN-SWING SILL

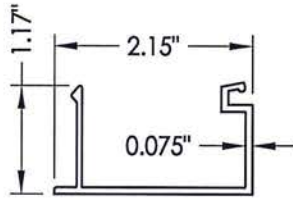


4 SILL PAN

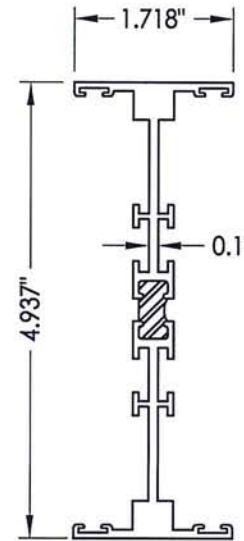
Testing Evaluation Laboratories Inc.
 Specimen Complies with Drawing
 Deviations Noted - TEL# 01991315
 Date 6/26/15 Verified by *gw*



6 SASH



2 FRAME SNAP-IN




16 KONA I-MULLION

PRODUCT: FLEETWOOD SPEC. ZALT, ZALT-A		PART OR ASSEMBLY: COMPONENTS	
NO.	DATE	REVISIONS	BY
 RW BUILDING CONSULTANTS, INC. 813.659.9197			
DATE: 4/2/15			
SCALE: N.T.S.			
DWG. BY: JK			
CHK. BY: LFS			
DRAWING NO.: L-7348A			
SHEET 17 OF 18			

BILL OF MATERIALS

ITEM #	DESCRIPTION	PART#	MATERIAL
B	2X BUCK SG >= 0.55	-	WOOD
C	1/4" MAX. SHIM SPACE	-	-
F	#10 x 2" PFH WOOD SCREW	-	STEEL
G	#8 x 2" PFH WOOD SCREW	-	STEEL
1	FRAME (FIN)	3911	6063-T6 ALUM
2	FRAME SNAP-IN	3912	6063-T6 ALUM
4	SILL PAN	-	SHEET METAL (ALUMINUM)
6	SASH	3902	6063-T6 ALUM
8	ATLANTIC SEAL CLIP	3916	6063-T6 ALUM
11	ASTRAGAL	3905	6063-T6 ALUM
12	IN-SWING SILL	3904	6063-T6 ALUM
13	1-1/2" GLASS STOP	-	6063-T6 ALUM
16	KONA I-MULLION	3082	6063-T6 ALUM
20	BULB VINYL - MINI (EPDM 70 Durometer)	25199	TREMCO, # TX20801E
21	BULB VINYL - LARGE (EPDM 70 Durometer)	25031	TREMCO, # TX19638E
22	FOAM SEAL	25196	EMESBURY, # 32390
23	Q-LON FOAM SEAL	25189	SCHLEGEL CORP., # Q225T190
25	Q-LON FOAM SEAL	25059	SCHLEGEL CORP., # QEZ 376
26	Q-LON FOAM SEAL	19120	SCHLEGEL CORP., # U 5212
30	LOCKING HARDWARE (5 point lock)	-	TRUTH
31	BUTT HINGE	-	SAVIO
32	BACK UP KIT	20535	SAVIO
33	HINGE BOLT, 8M X 48MM (FOR PANEL)	25026	SAVIO
36	BACK UP PLATE FOR CORNER BLOCK	25025	-
37	MACHINE SCREW NO 10-32, FHP 1.125"	25074	STAINLESS STEEL
38	MACHINE SCREW NO 10-32, FHP .75"	25073	STAINLESS STEEL
39	HEX HEAD CAP SCREW .375-16, 2.250"	25175	STAINLESS STEEL
40	.375-16 SS. HEX NUT	25023	STAINLESS STEEL
41	.375 SPLIT LOCK WASHER	25024	STAINLESS STEEL
42	.375-16 SS. HEX NUT	25176	STAINLESS STEEL
44	#8 x 1/2" PFH SMS	-	STEEL
46	SCREW NO 10, UFHP .5"	20275	STAINLESS STEEL
47	SCREW NO 10, FHP 2"	20298	STAINLESS STEEL
48	#8 x 1" PFH SMS	-	STEEL
49	#10 x 3" PFH SMS	-	STEEL
50	4" LONG SETTING BLOCK	18620	-
52	ANCHOR BLOCK	-	6063-T6 ALUM
55	FIXED SILL BLOCK	-	6063-T6 ALUM
56	LATCH AND DEADBOLT STRIKE PLATE	-	-
57	STRIKE PLATE	-	-

Testing Evaluation Laboratories Inc.
 Specimen Complies with Drawing
 Deviations Noted - TEL# 01991315
 Date 6/26/15 Verified by *gw*

PRODUCT: FLEETWOOD SPEC. ZALT, ZALT-A		PART OR ASSEMBLY: BILL OF MATERIALS	
			BY
			DATE
			NO.
			REVISIONS
 RW BUILDING CONSULTANTS, INC. 813.659.9197			
DATE: 4/2/15			
SCALE: N.T.S.			
DWG. BY: JK			
CHK. BY: LFS			
DRAWING NO.: L-7348A			
SHEET 18 of 18			