

**FLEETWOOD**  
WINDOWS & DOORS  
FleetwoodUSA.com

# NORWOOD 3070EX M/S

3070-XXXXXXX STANDARD CONFIGURATION  
WITH SCREENS

ORDER NO.:

ITEM NO.:


REQUIRED DEALER INFO.

**A** (NET FRAME WIDTH)

**B** (NET FRAME HEIGHT)

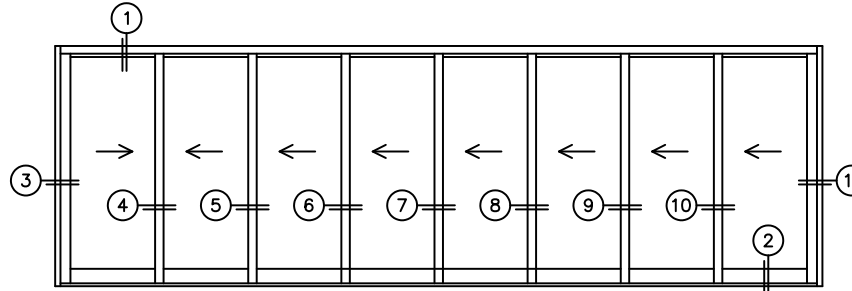
SILL PAN HEIGHT (INTERIOR LEG)  
(3/4", 1-1/16", 1-7/16" OR 1-7/8")

NOTES:

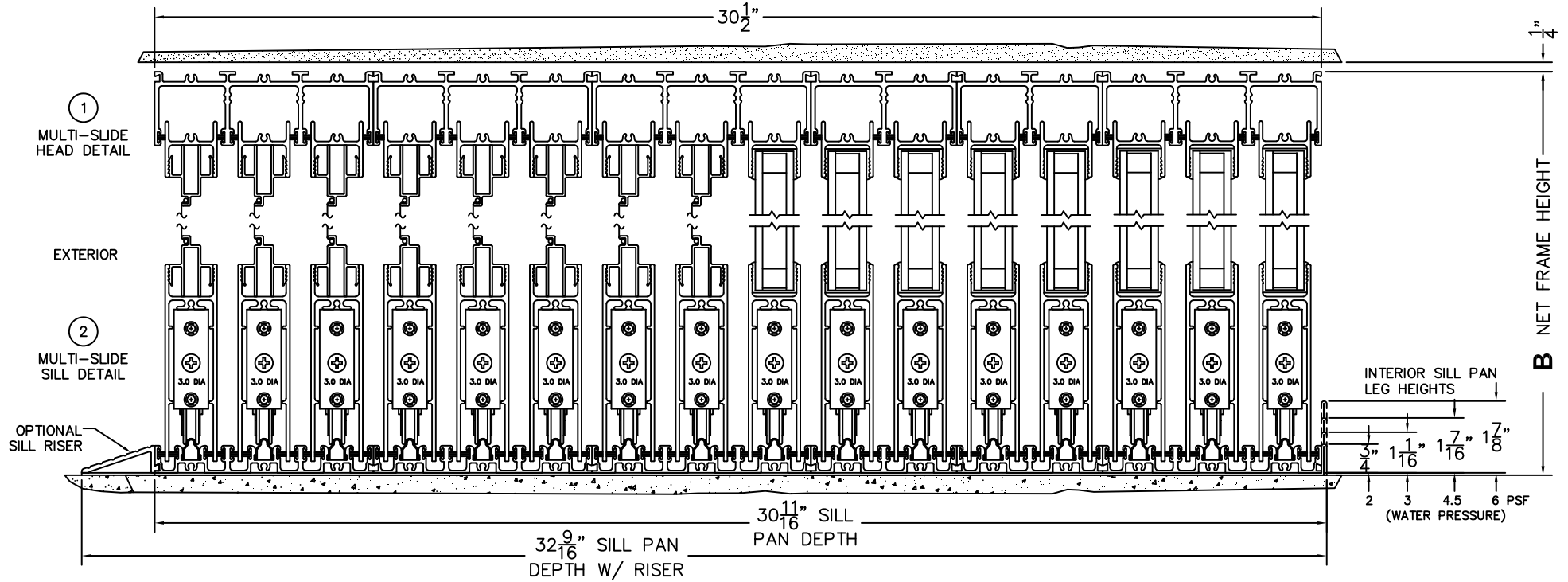


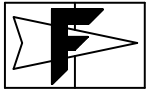
(USE RULER TO SCALE DIMENSIONS IN INCHES)

SCALE: 1/4



XXXXXXX DOOR SHOWN






**FLEETWOOD**  
WINDOWS & DOORS  
FleetwoodUSA.com

# NORWOOD 3070EX M/S

3070-XXXXXXX STANDARD CONFIGURATION  
WITH SCREENS

ORDER NO.:

ITEM NO.:



(USE RULER TO SCALE DIMENSIONS IN INCHES)

SCALE: 1/8

