



FLEETWOOD
WINDOWS & DOORS
FleetwoodUSA.com

NORWOOD 3070EX M/S
XXO CUSTOM CONFIGURATION
WITH SCREENS

ORDER NO.:

ITEM NO.:


REQUIRED DEALER INFO.

A(NET FRAME WIDTH)

B(NET FRAME HEIGHT)

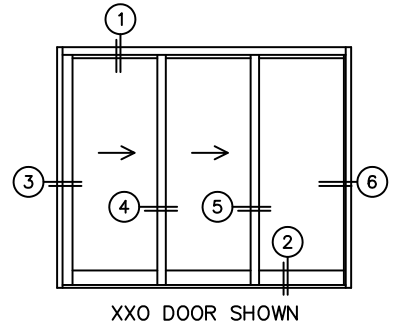
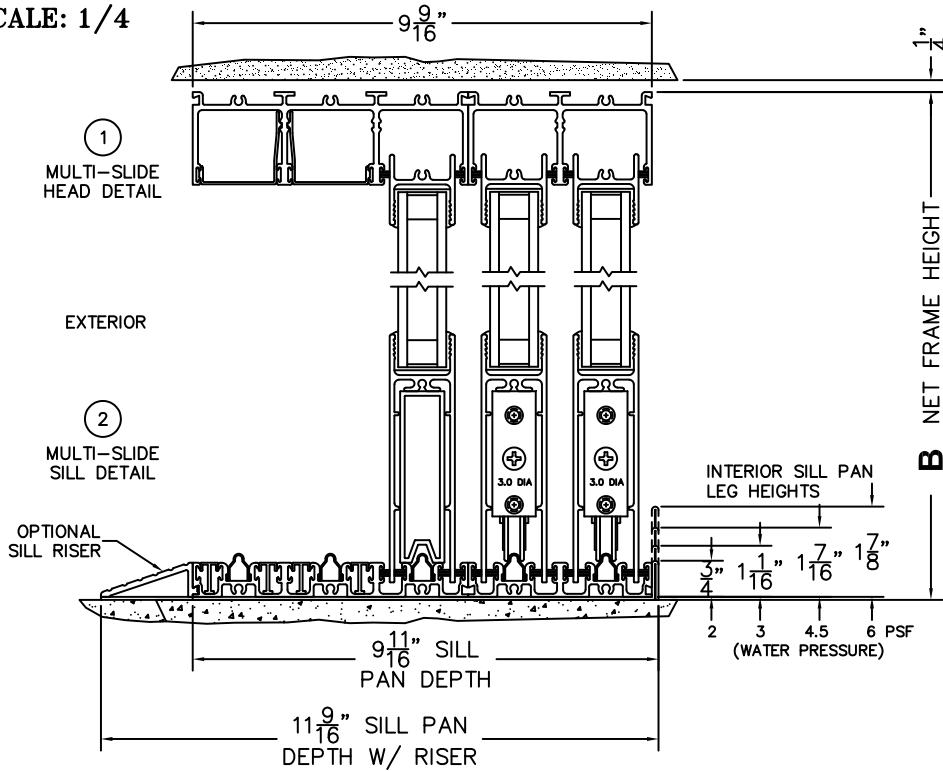
SILL PAN HEIGHT (INTERIOR LEG)
(3/4", 1-1/16", 1-7/16" OR 1-7/8")

NOTES:



(USE RULER TO SCALE DIMENSIONS IN INCHES)

SCALE: 1/4"



3 LOCK JAMB

4 INTERLOCKERS

5 INTERLOCKERS

6 FIXED JAMB

