

**FLEETWOOD**  
WINDOWS & DOORS  
FleetwoodUSA.com

# NORWOOD 3070EX M/S

PXXIXP CUSTOM CONFIGURATION  
NO SCREENS

ORDER NO.:

ITEM NO.:

REQUIRED DEALER INFO.

**A**(DAYLIGHT WIDTH)

**B**(NET FRAME HEIGHT)


SILL PAN HEIGHT(INTERIOR LEG)  
(3/4", 1-1/16", 1-7/16" OR 1-7/8")

CALCULATED VALUES (FLEETWOOD SUPPLIED)

**C**(POCKET WIDTH)

**D**(NET FRAME WIDTH)

NOTES:



(USE RULER TO SCALE DIMENSIONS IN INCHES)

SCALE: 1/4

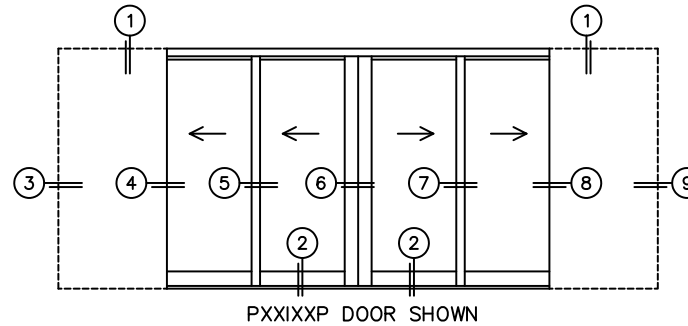
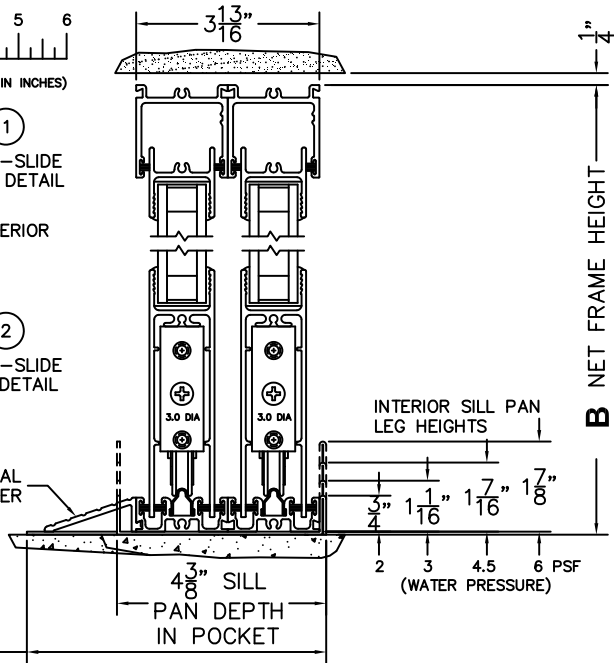
①  
MULTI-SLIDE  
HEAD DETAIL

EXTERIOR

②  
MULTI-SLIDE  
SILL DETAIL

OPTIONAL  
SILL RISER

6 1/4" SILL  
PAN DEPTH  
WITH RISER



PXXIXP DOOR SHOWN

③  
POCKET  
JAMB

④  
POCKET  
INTERLOCKER

⑤  
INTERLOCKERS

⑥  
MEETING STILES

⑦  
INTERLOCKERS

⑧  
POCKET  
INTERLOCKER

⑨  
POCKET  
JAMB

