

FLEETWOOD
WINDOWS & DOORS
FleetwoodUSA.com

NORWOOD 3070EX M/S
90°PXXX-XO STANDARD CONFIG.
WITH SCREENS

ORDER NO.:

ITEM NO.:


REQUIRED DEALER INFO.

A (NET FRAME WIDTH)	
B (DAYLIGHT WIDTH)	
C (NET FRAME HEIGHT)	
SILL PAN HEIGHT(INTERIOR LEG)	
(3/4", 1-1/16", 1-7/16" OR 1-7/8")	

CALCULATED VALUES (FLEETWOOD SUPPLIED)

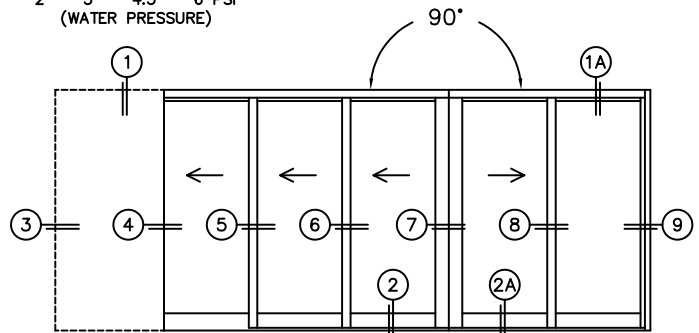
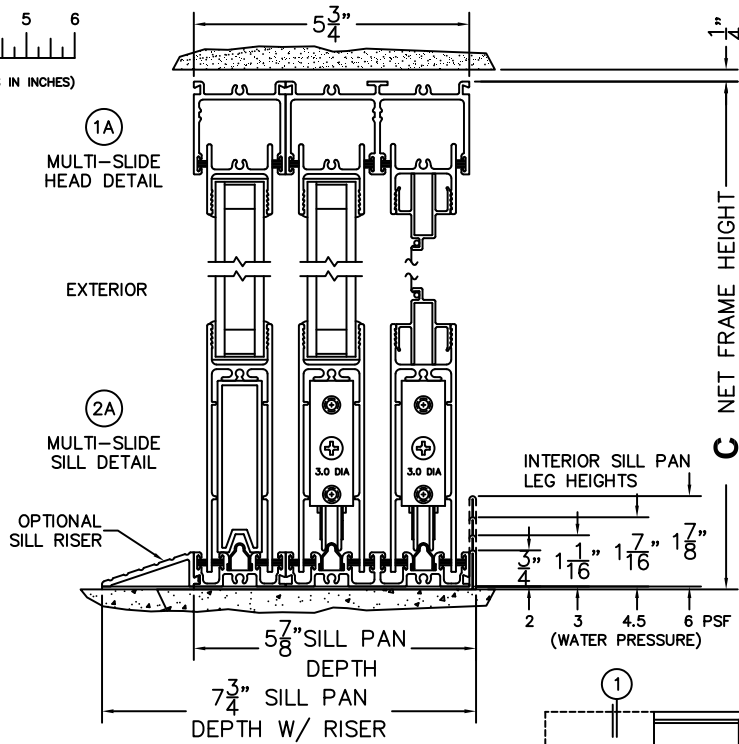
D (POCKET WIDTH)	
E (NET FRAME WIDTH)	

NOTES:

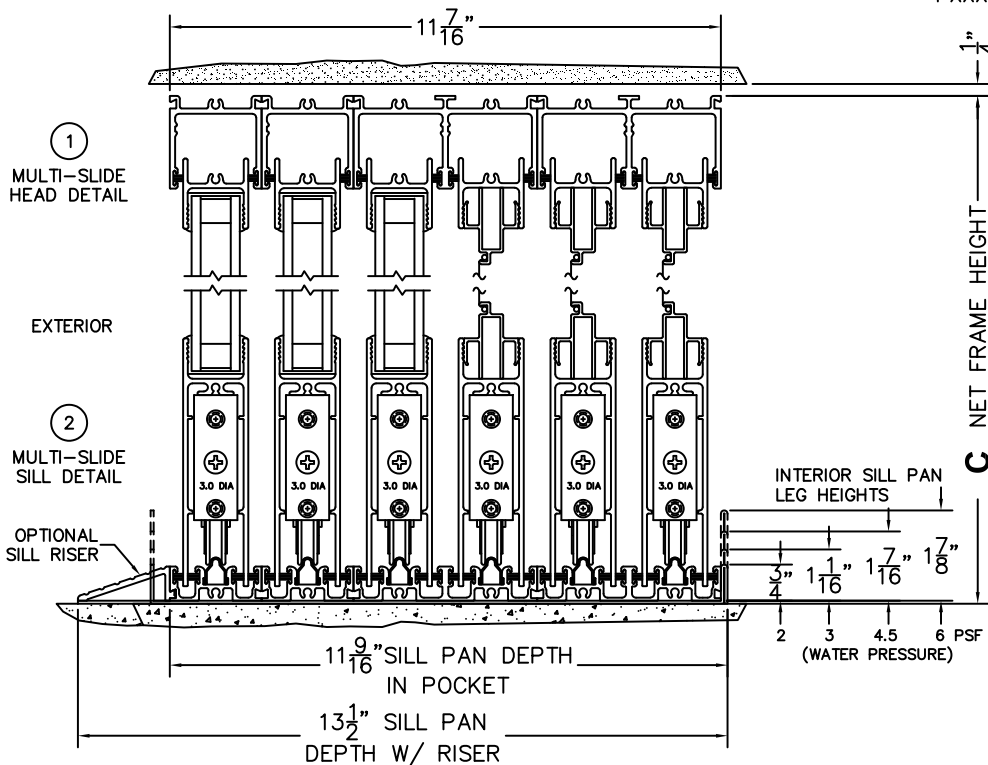


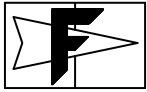
(USE RULER TO SCALE DIMENSIONS IN INCHES)

SCALE: 1/4



PXXXIXO DOOR SHOWN





FLEETWOOD
WINDOWS & DOORS
FleetwoodUSA.com

NORWOOD 3070EX M/S
90°PXXX-XO STANDARD CONFIG.
WITH SCREENS

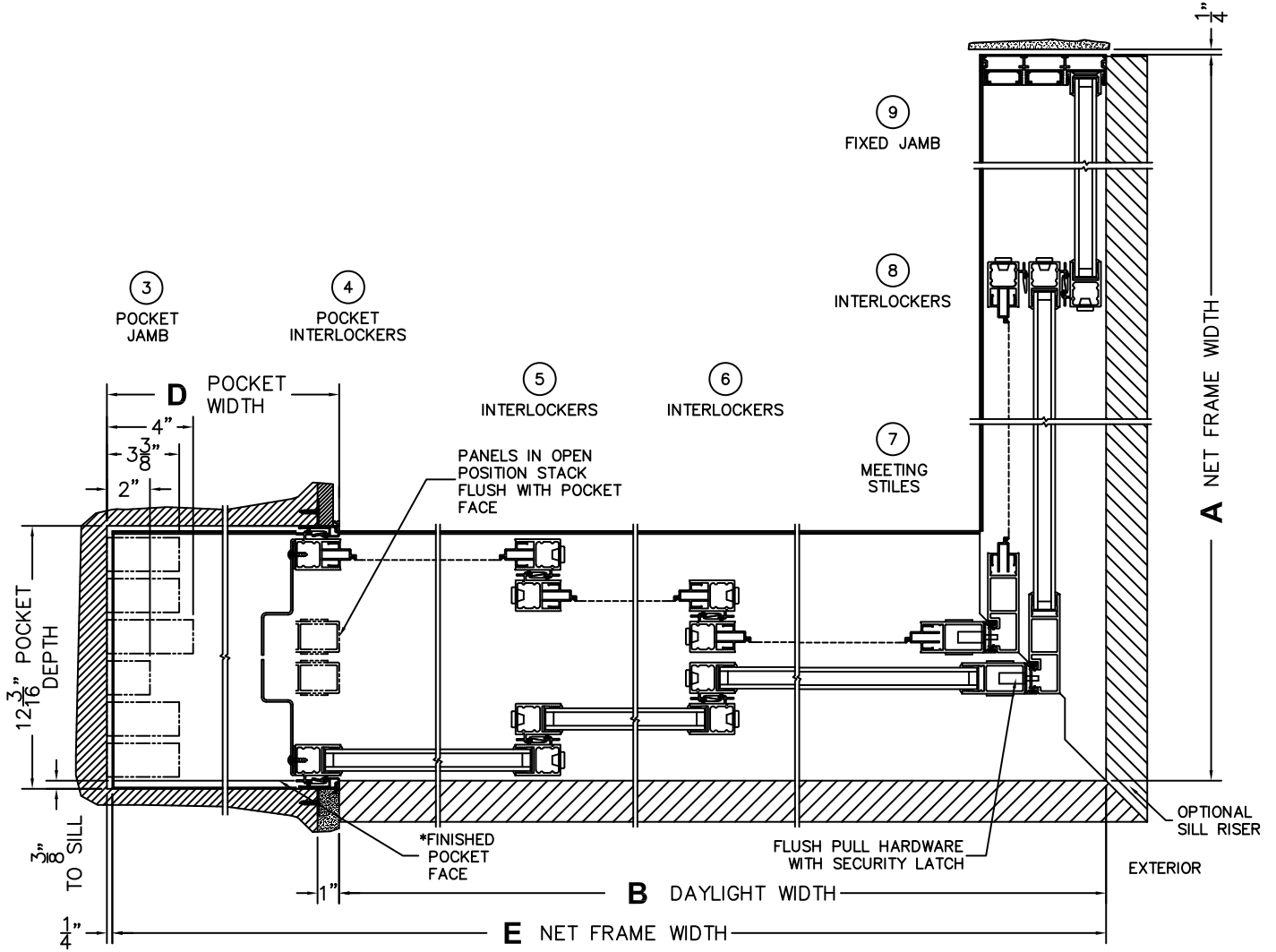
ORDER NO.:

ITEM NO.:

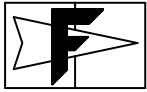


(USE RULER TO SCALE DIMENSIONS IN INCHES)

SCALE: 1/8



*CAUTION: WHEN CONSTRUCTING POCKET NOTE THAT DAYLIGHT WIDTH DOES NOT INCLUDE 1" SET BACK FOR POST INTERLOCKER.




FLEETWOOD
WINDOWS & DOORS
FleetwoodUSA.com

NORWOOD 3070EX M/S
90°PXXX-XO STANDARD CONFIG.
WITH SCREENS

ORDER NO.:

ITEM NO.:



(USE RULER TO SCALE DIMENSIONS IN INCHES)

SCALE: 1/4

